

Overlock Sewing Machine

V series

EF4-V71A

< Back feed >

EF4-V72A

< Front feed >

**High Speed Single Needle Adjustable
Top and Bottom Feed
Overlock Sewing Machine**



EF4-V81A

< Back feed >

EF4-V82A

< Front feed >

**High Speed Twin Needle Adjustable
Top and Bottom Feed
Overlock Sewing Machine**



MA4-V91A

< Back feed >

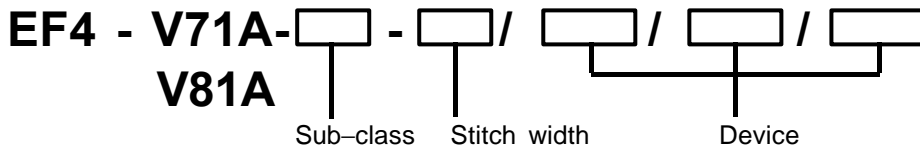
MA4-V92A

< Front feed >

**High Speed Adjustable Top and
Bottom Feed Safety Stitch
Sewing Machine**



Specifications



Sub-class	Applications	Stitch type	No. of needles	No. of threads	Needle gauge (mm)	Stitch width (mm)	Max. stitch length (mm)	Differential I ratio
V71A -01	Plain stitching Ⓛ Ⓜ		1	3	-	3 4 5 6	0.9 – 3.8	0.7 – 2.0
V81A -22	Plain stitching Ⓛ Ⓜ		2	4	2.2	4 5 6 7	0.9 – 3.8	0.7 – 2.0
V91A -63	Plain stitching Ⓛ Ⓜ		2	5	3	3 4 5 6 7	0.9 – 3.8	0.7 – 2.0
-65	Ⓜ Ⓜ		2	5	5	3 4 5 6 7	0.9 – 3.8	0.7 – 2.0
-92	ⓍⓂ		2	5	5	5 6 7	0.9 – 3.8	0.7 – 2.0

Ⓛ ... Light-weight materials




Ⓜ ... Heavy-Weight materials

Ⓜ ... Medium-weight materials

ⓍⓂ ... Extra heavy-weight materials

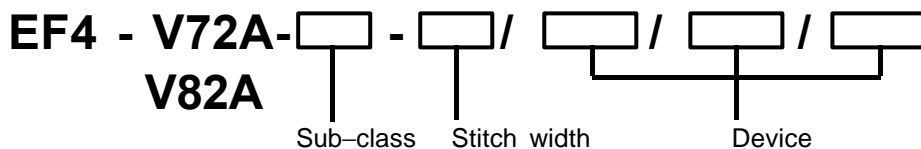
MA4-V91A - - / /

Sub-class Stitch width Device

 Height of presser foot (mm)	Height of upper feed dog (mm)	Max. upper feed volume	 Needle size (DC × 27)	 Max. speed (rpm)	Looper locus	Attachment
5.5	5	6	11	6,500	H	
5.5	5	6	11	6,500	H	
5.0	5	6	14	6,500	H	
5.0	5	6	16	6,500	H	
3.5	6	6	18	5,500	E	Angle knife Tractor foot

Over-looper locus
 S ... Standard lift
 H ... High lift
 E ... Extra high lift

Specifications



Sub-class	Applications	Stitch type	No. of needles	No. of threads	Needle gauge (mm)	Stitch width (mm)	Max. stitch length (mm)	Differential l ratio
V72A -01	Plain stitching 		1	3	-	3 4 5 6	0.9 – 3.8	0.7 – 2.0
-02	Bulky knit		1	3	-	5 6 7	0.4 – 2.4	1.1 – 3.8
-08	Shirring		1	3	-	5	0.9 – 3.8	0.7 – 2.0
09	Shirring with Piping		1	3	-	5	0.9 – 3.8	0.7 – 2.0
V82 -22	Plain stitching 		2	4	2.2	4 5 6 7	0.9 – 3.8	0.7 – 2.0
-23			2	4	2.2	4 5 6 7	0.9 – 3.8	0.7 – 2.0
-31			2	4	3	6 7	0.9 – 3.8	0.7 – 2.0
-32			2	4	3	6 7	0.9 – 3.8	0.7 – 2.0
-33	Shirring		2	4	2.2	5 6	0.9 – 3.8	0.7 – 2.0
-34	Shirring		2	4	2.2	5 6	0.9 – 3.8	0.7 – 2.0
-37	Shirring with Piping		2	4	2.2	5 6	0.9 – 3.8	0.7 – 2.0

... Light-weight materials




... Heavy-Weight materials

... Medium-weight materials

... Extra heavy-weight materials

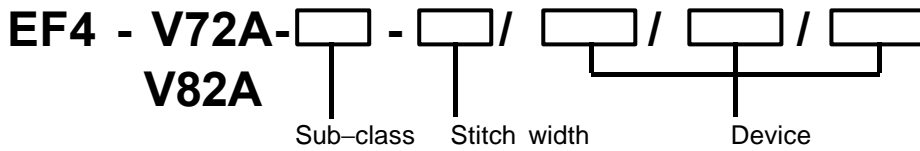
MA4-V92A - - / /

Sub-class Stitch width Device

 Height of presser foot (mm)	Height of upper feed dog (mm)	Max. upper feed volume	 Needle size (DC x 27)	 Max. speed (rpm)	Looper locus	Attachment
5.5	4.6	6	11	6,000	H	
6.5	6.2	8	14	5,000	E	Angle knife
5.5	3.5	8	11	5,000	E	
5.5	4.7	8	11	5,000	E	
5.5	4.6	6	11	6,000	H	
5.5	6.0	6	11	6,000	H	
6.5	6.2	6	18	5,500	E	Angle knife
6.5	6.2	6	18	5,500	E	Angle knife
5.5	3.5	8	11	5,000	E	
5.5	3.5	8	11	5,000	E	
5.5	4.7	8	11	5,000	E	

Over-looper locus
 S ... Standard lift
 H ... High lift
 E ... Extra high lift

Specifications



Sub-class	Applications	Stitch type	No. of needles	No. of threads	Needle gauge (mm)	Stitch width (mm)	Max. stitch length (mm)	Differential I ratio
V82A -38 -5 -6	Shirring with Piping		2	4	2.2	5 6	0.9 – 3.8	0.7 – 2.0
-41 -5 -6 -7	Taping (Standard) 		2	4	2.2	5 6 7	0.9 – 3.8	0.7 – 2.0
-42 -5 -6 -7	Taping 		2	4	2.2	5 6 7	0.9 – 3.8	0.7 – 2.0
-51 -5 -6 -7	Bulky knit		2	4	2.2	5 6 7	0.4 – 2.4	1.1 – 3.8
-57 -5 -6 -7	Bulky knit		2	4	2.5	5 6 7	0.4 – 2.4	1.1 – 3.8
V92A -63 -3 -4 -5 -6 -7	Plain stitching		2	5	3	3 4 5 6 7	0.9 – 3.8	0.7 – 2.0
-64 -3 -4 -5 -6 -7	Plain stitching		2	4	3	3 4 5 6 7	0.9 – 3.8	0.7 – 2.0
-65 -3 -4 -5 -6 -7	Plain stitching		2	5	5	3 4 5 6 7	0.9 – 3.8	0.7 – 2.0
-66 -3 -4 -5 -6 -7	Plain stitching		2	4	5	3 4 5 6 7	0.9 – 3.8	0.7 – 2.0
-69 -4 -5 -6	Shirring		2	5	3	4 5 6	0.9 – 3.8	0.7 – 2.0
-70 -4 -5 -6	Shirring with Piping		2	4	3	4 5 6	0.9 – 3.8	0.7 – 2.0

... Light-weight materials




... Heavy-Weight materials

... Medium-weight materials

... Extra heavy-weight materials

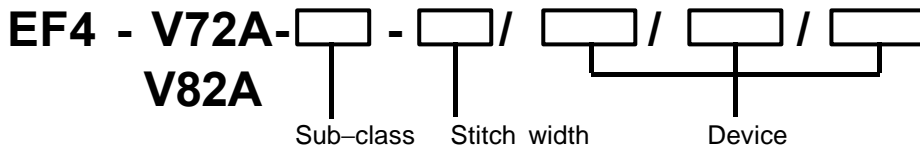
MA4-V92A - - / /

Sub-class Stitch width Device

 Height of presser foot (mm)	Height of upper feed dog (mm)	Max. upper feed volume	 Needle size (DC x 27)	 Max. speed (rpm)	Looper locus	Attachment
5.5	4.7	8	11	5,000	E	
5.5	4.6	6	11	6,000	H	Tape guide
5.5	6.0	6	11	6,000	H	Tape guide
6.5	6.2	8	14	5,000	E	Angle knife
6.5	6.2	8	14	5,000	E	Angle knife
5.5	4.6	6	14	6,000	H	
5.5	4.6	6	14	6,000	H	
5.5	4.6	6	16	6,000	H	
5.5	4.6	6	16	6,000	H	
5.5	3.5	8	14	5,000	E	
5.5	3.5	8	14	5,000	E	

Over-looper locus
 S ... Standard lift
 H ... High lift
 E ... Extra high lift

Specifications



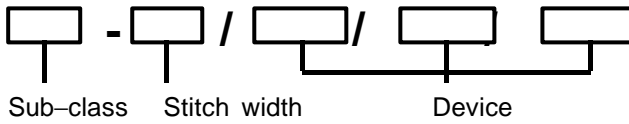
Sub-class	Applications	Stitch type	No. of needles	No. of threads	Needle gauge (mm)	Stitch width (mm)	Max. stitch length (mm)	Differential l ratio
V92A -71 -5 -6	Shirring		2	5	5	5 6	0.9 – 3.8	0.7 – 2.0
-72 -5 -6	Shirring		2	4	5	5 6	0.9 – 3.8	0.7 – 2.0
-75 -4 -5 -6	Shirring with Piping		2	5	3	4 5 6	0.9 – 3.8	0.7 – 2.0
-76 -4 -5 -6	Shirring with Piping		2	4	3	4 5 6	0.9 – 3.8	0.7 – 2.0
-77 -5 -6	Shirring with Piping		2	5	5	5 6	0.9 – 3.8	0.7 – 2.0
-78 -5 -6	Shirring with Piping		2	4	5	5 6	0.9 – 3.8	0.7 – 2.0
-92 -5 -6 -7			2	5	5	5 6 7	0.9 – 3.8	0.7 – 2.0
-93 -5 -6 -7			2	4	5	5 6 7	0.9 – 3.8	0.7 – 2.0
-95 -5			3	6	5 × 2.2	5	0.9 – 3.8	0.7 – 2.0
-W1 -5			3	6	3 × 2.2	5	0.9 – 3.8	0.7 – 2.0
-W3 -7			3	6	5 × 3	7	0.9 – 3.8	0.7 – 2.0

... Light-weight materials




... Heavy-Weight materials

... Medium-weight materials

... Extra heavy-weight materials

MA4-V92A - 

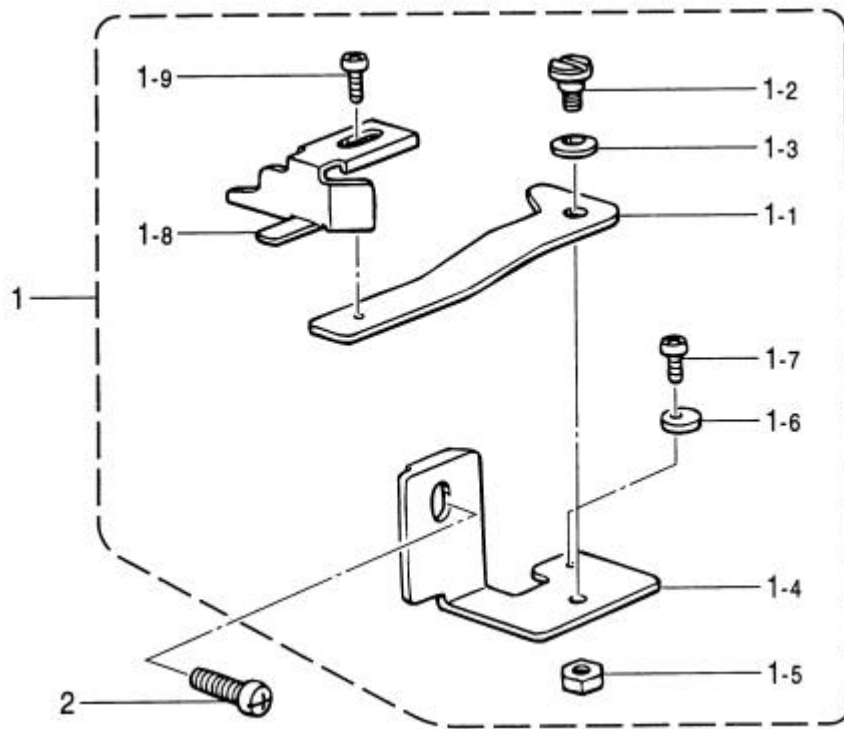
 Sub-class Stitch width Device

 Height of presser foot (mm)	Height of upper feed dog (mm)	Max. upper feed volume	 Needle size (DC x 27)	 Max. speed (rpm)	Looper locus	Attachment
5.5	3.5	8	14	5,000	E	
5.5	3.5	8	14	5,000	E	
5.5	4.7	8	14	5,000	E	
5.5	4.7	8	14	5,000	E	
5.5	4.7	8	14	5,000	E	
5.5	4.7	8	14	5,000	E	
3.5	5.7	6	21	5,500	E	Angle knife Tractor foot
3.5	5.7	6	21	5,500	E	Angle knife Tractor foot
5.5	4.6	6	16	6,000	H	
5.5	4.6	6	14	6,000	H	
3.5	5.7	6	18	5,500	E	Angle knife Tractor foot

Over-looper locus
 S ... Standard lift
 H ... High lift
 E ... Extra high lift

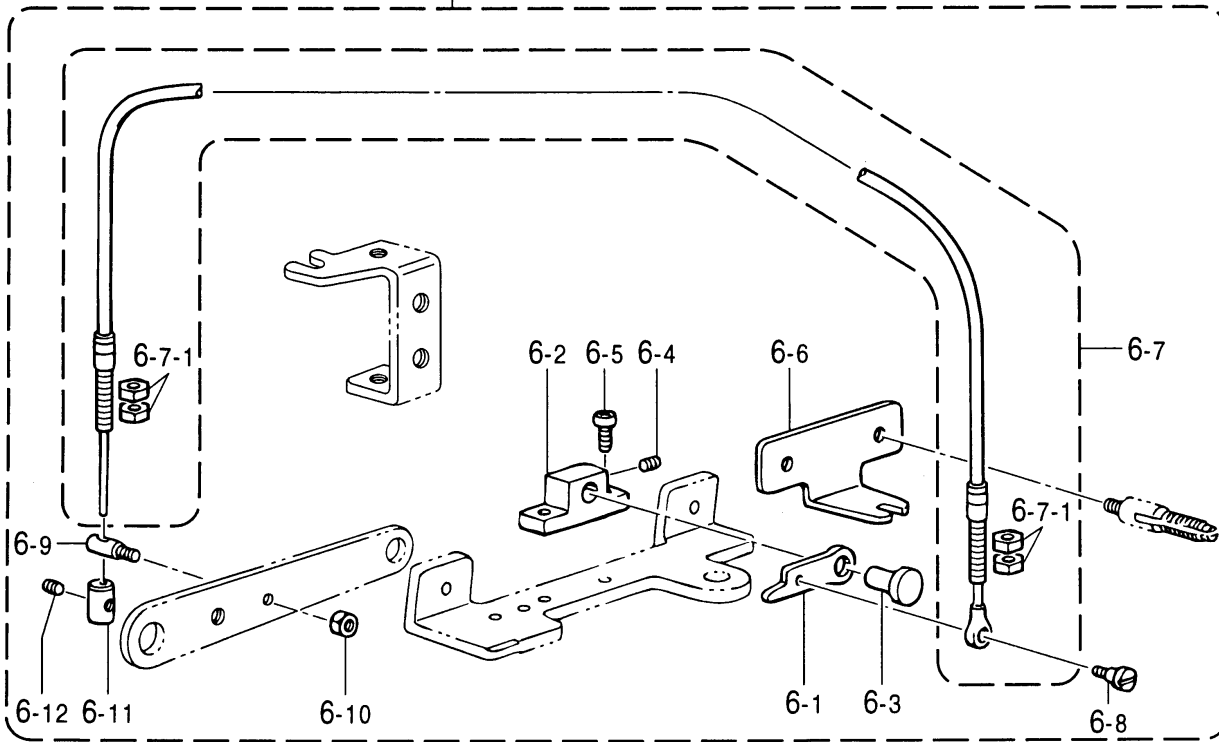
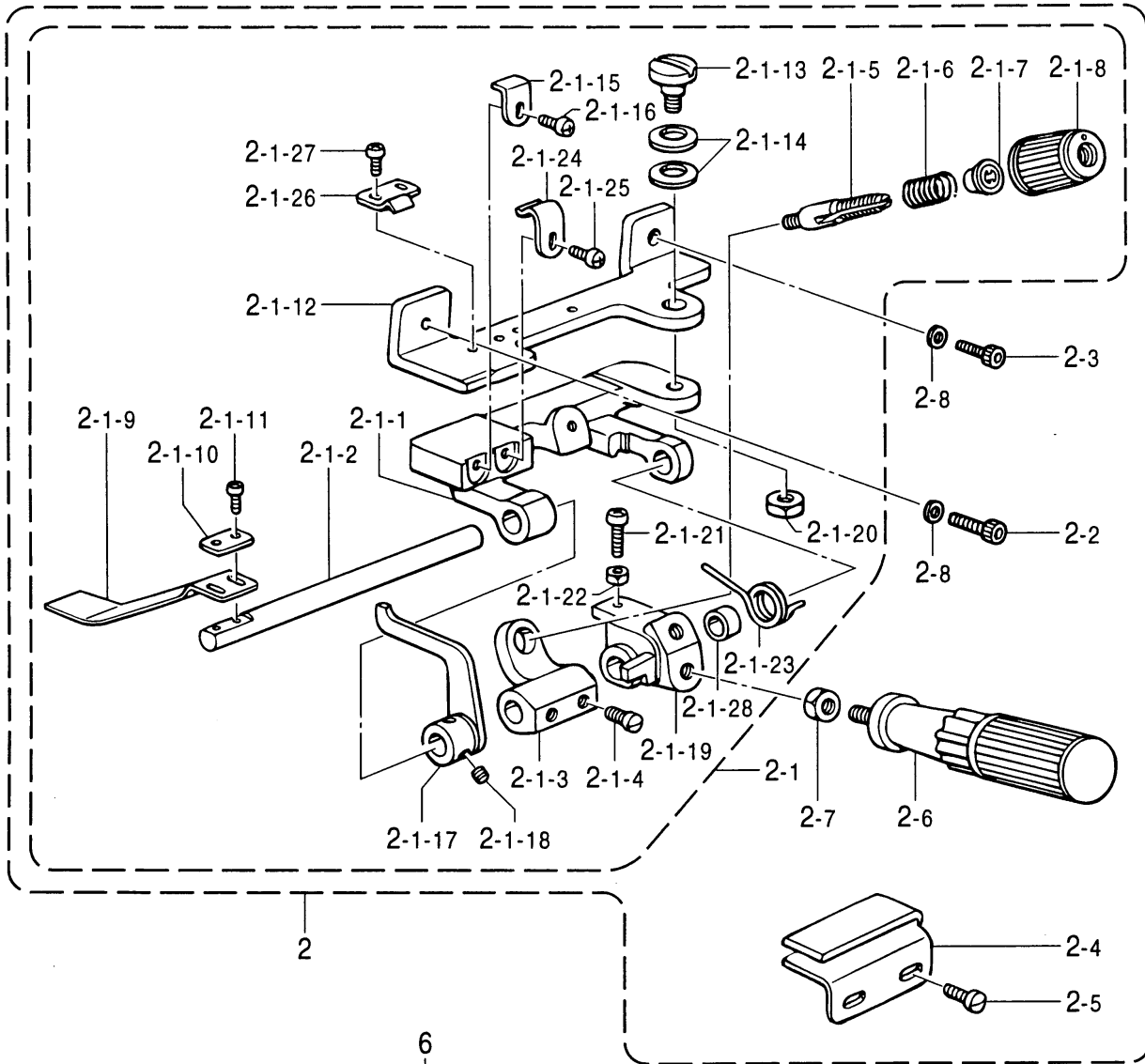
Device		Model	V71A V72A	V81A V82A	V91A V92A
Automatic tape cutter	Stitch number control	ATC1	○	○	○
	Air suction + Thread release + Stitch number control	ATC3	○	○	○
	Air suction + Stitch number control	ATC5	○	○	○
Automatic tape feeder	Horizontal (Installed on the table)	TFH	○	○	○
	Vertical (Installed on the table)	TFV	○	○	○
Semi-auto backtack device	For single needle	SBL1	-	-	-
	For twin needle	SBL2	-	-	-
Vertical chain cutter	Pneumatic type back suction	CV1	-	-	-
	Pneumatic type front suction	CV3	○	○	-
	Vacuum type back suction	CV4	-	-	-
	Vacuum type front suction	CV6	○	○	-
	Chain cutter only back suction	CV7	-	-	-
	Chain cutter only front suction	CV9	○	○	-
Horizontal chain cutter	Pneumatic type	CH1	○	○	○
	Vacuum type	CH2	○	○	○
	Chain cutter only	CH3	○	○	○
Tape cutter	Knee SW pneumatic	TC1	○	○	○
	Knee SW solenoid	TC3	○	○	○
	Manual SW solenoid	TC5	○	○	○
Pneumatic foot lifter		PL1	○	○	○
Folded edge controlling and hemming		BH	-	-	-
Pneumatic air cleaner set		CL1	○	○	○

Serging attachment



Ref. No.	Part name	Part code	Q'ty
1	Edge guide assy	S21336-101	1
1-1	Edge guide set plate	S23896-101	1
1-2	Shoulder screw, M14	S23773-001	1
1-3	Washer, spring	146598-001	1
1-4	Edge guide support	S23897-001	1
1-5	Nut, 2 M4	021400-212	1
1-6	Stopper	S21341-001	1
1-7	Screw, pan M3×5	062300-512	1
1-8	Edge guide	146762-001	1
1-9	Screw, pan M3.5×6	062350-612	1
2	Screw, pan M4×10	062401-012	1

Ruffling attachment

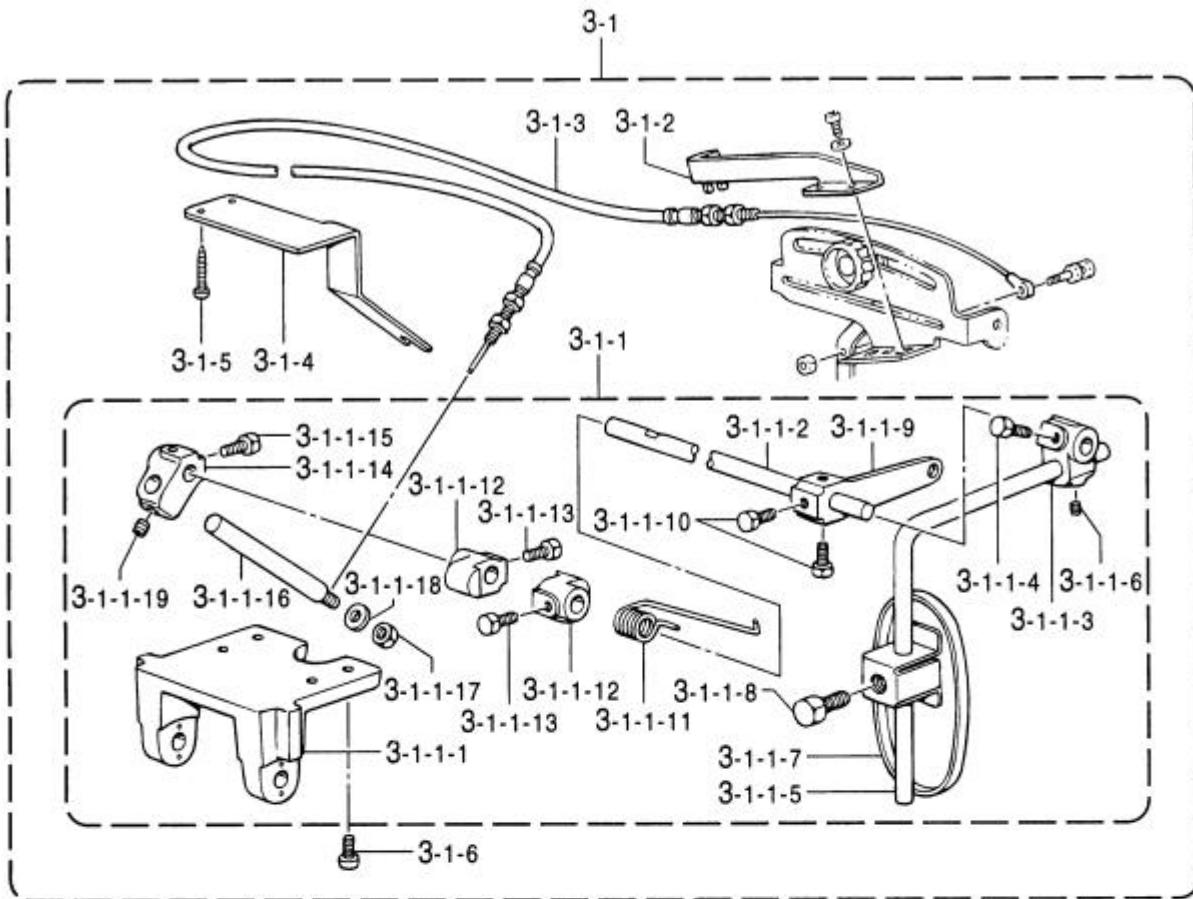


Option parts

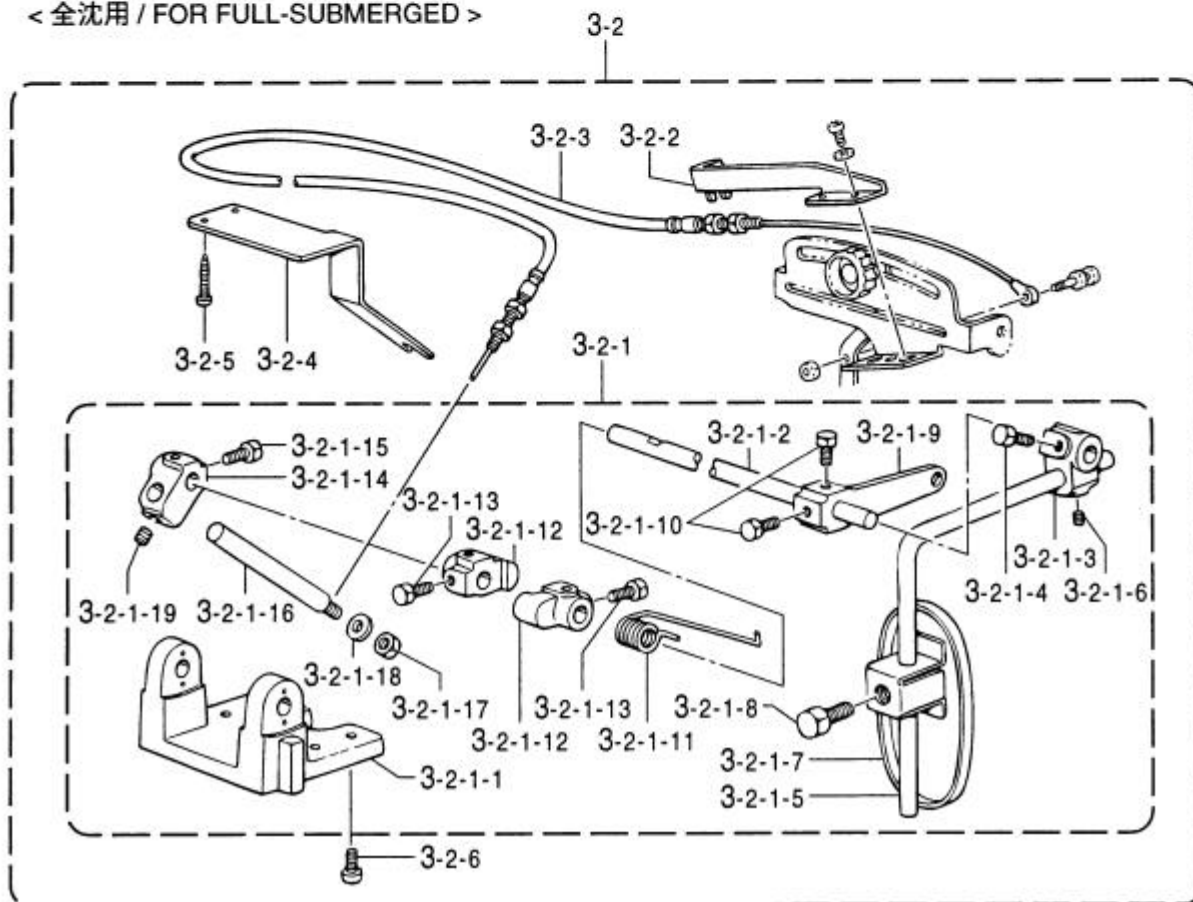
[Models EF4-V71A, V72A, V81A, V82A, MA4-V91A, V92A]

Ref. No.	Part name	Part code	Q'ty
2	Shirring assy	S30401-001	1
2-1	Shirring device set	S21365-001	1
2-1-1	Ruffling blade bracket	S21294-001	1
2-1-2	Ruffling blade base shaft	S21295-001	1
2-1-3	Spring base	S21305-001	1
2-1-4	Set screw, M6	S23777-101	2
2-1-5	Tension stud	S20676-051	1
2-1-6	Spring, coil	S23775-001	1
2-1-7	Washer	S20681-000	1
2-1-8	Tension nut	S20682-105	1
2-1-9	Ruffling blade	S21366-001	1
2-1-10	Washer	144784-001	1
2-1-11	Screw, pan M3 × 8	062300-812	2
2-1-12	Ruffler base	S21297-001	1
2-1-13	Shoulder screw, M6	S21306-001	1
2-1-14	Washer, spring	S21307-001	2
2-1-15	Ruffling blade gauge	S21298-001	1
2-1-16	Screw, pan M4 × 8	062400-812	1
2-1-17	Cloth presser bar lifter	S21299-001	1
2-1-18	Set screw, socket (FT) M6 × 5	S23651-002	2
2-1-19	Handle setting plate	S21300-001	1
2-1-20	Nut, 3 M6	021060-302	1
2-1-21	Screw, pan M4 × 16	062401-612	1
2-1-22	Nut, 2 M4	021400-212	1
2-1-23	Spring	S21301-001	1
2-1-24	Spring, plate (U)	S21302-001	1
2-1-25	Screw, pan M4 × 6	062400-612	1
2-1-26	Spring, plate (D)	S21303-001	1
2-1-27	Screw, pan M3.5 × 5	062350-512	2
2-1-28	Collar	S21304-001	1
2-2	Bolt, socket M4 × 16	018401-632	1
2-3	Bolt, socket M4 × 10	018401-032	1
2-4	Ruffler guide	S21590-000	1
2-5	Screw, M4 × 5	S23418-002	2
2-6	Handle	S23779-001	1
2-7	Nut, 3 M6	021060-302	1
2-8	Washer, plain 4	102707-002	2
6	Shirring device set	S30137-001	1
6-1	Cloth presser bar lifter lever	S21310-001	1
6-2	Presser bar lifter bracket	S21311-001	1
6-3	Pin, 6.35	S21312-001	1
6-4	Set screw, socket (FT) M6 × 6	012060-632	1
6-5	Screw, pan M3.5 × 8	062350-812	2
6-6	Wire set plate	S21313-001	1
6-7	Flexible wire assy	S21314-001	1
6-7-1	Nut, 3 M5	021500-303	4
6-8	Shoulder screw, M3.5	S23774-001	1
6-9	Stud, M4	S21315-001	1
6-10	Nut, 2 M4	021400-212	1
6-11	Wire stopper	S21316-001	1
6-12	Set screw, socket (FT) M4 × 4	012400-432	1

Ruffling attachment



< 全沈用 / FOR FULL-SUBMERGED >

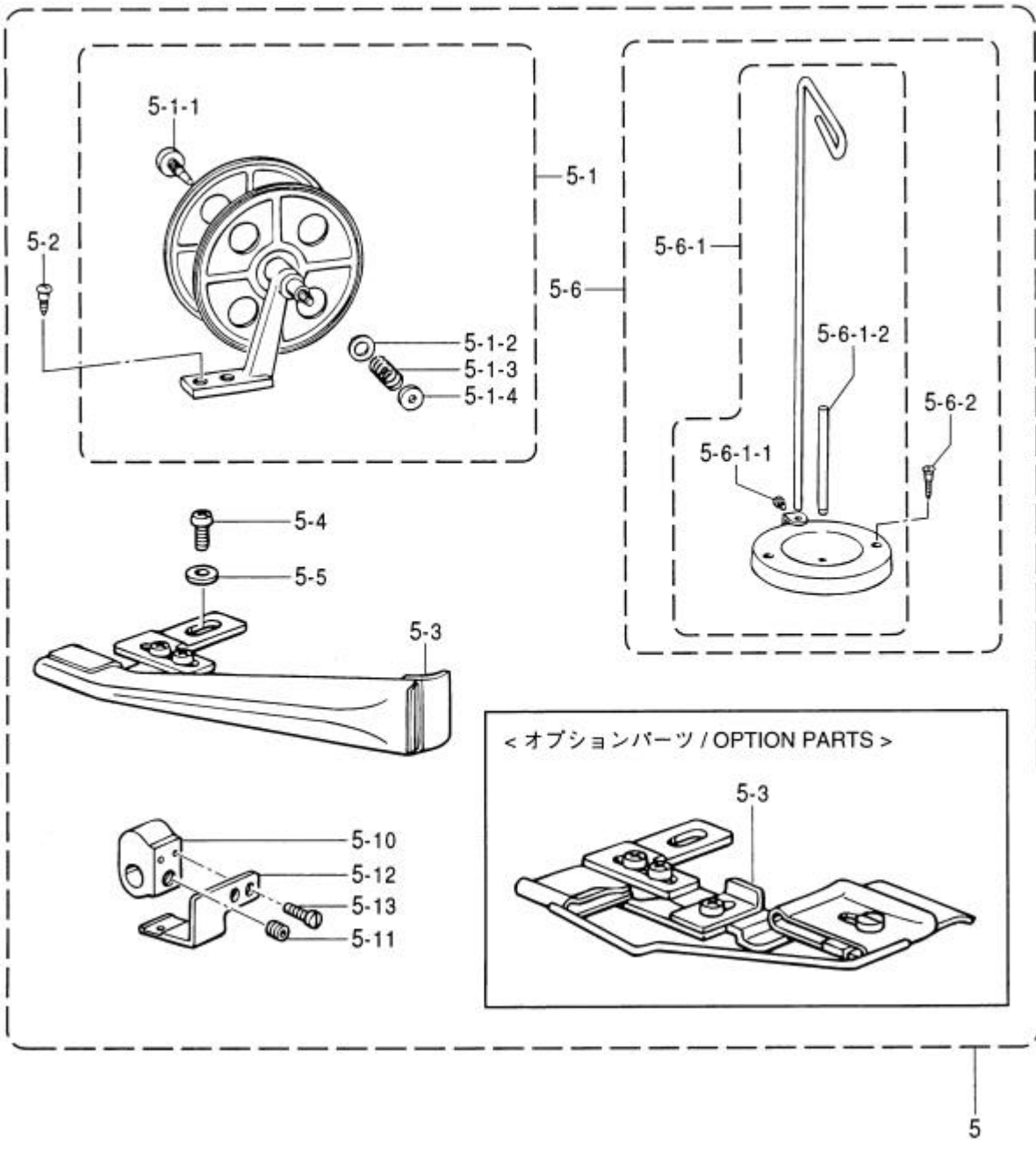


Option parts

[Models EF4-V71A, V72A, V81A, V82A, MA4-V91A, V92A]

Ref. No.	Part name	Part code	Q'ty
	< For semi-submerged >		
3-1	Differential adjusting set	S30402-101	1
3-1-1	Differential feed adjuster	S21387-101	1
3-1-1-1	Knee lifter shaft bracket	155197-101	1
3-1-1-2	Knee lifter shaft	S21388-001	1
3-1-1-3	Knee lifter bracket	155199-101	1
3-1-1-4	Bolt, SM6.35 x 10	017781-012	2
3-1-1-5	Knee lifter bar, S	148797-001	1
3-1-1-6	Set screw, socket (CP) SM6.35	014780-622	1
3-1-1-7	Knee lifter plate, L	148798-109	1
3-1-1-8	Bolt, SM8 x 16	017081-606	1
3-1-1-9	Knee lifter lever	S21376-001	1
3-1-1-10	Bolt, SM6.35 x 10	017781-012	2
3-1-1-11	Spring	S21377-001	1
3-1-1-12	Collar	S21378-001	2
3-1-1-13	Bolt, SM6.35 x 10	017781-012	4
3-1-1-14	Bracket, knee lifter	155199-101	1
3-1-1-15	Bolt, SM6.35 x 10	017781-012	2
3-1-1-16	Wire set bar	S21382-001	1
3-1-1-17	Nut SM6.35	110744-002	1
3-1-1-18	Washer, plain M6.35	025770-232	1
3-1-1-19	Set screw, socket (CP) SM6.35	014780-622	1
3-1-2	Wire set plate	S21385-001	1
3-1-3	Flexible wire	S21283-001	1
3-1-4	Wire set plate	S21384-001	1
3-1-5	Wood screw, round M4.1 x 25	032422-505	2
3-1-6	Screw, pan M4 x 10	062401-012	4
	< For full-submerged >		
3-2	Differential adjusting set	S30402-102	1
3-2-1	Differential feed adjuster	S21374-101	1
3-2-1-1	Knee lifter shaft bracket	155197-101	1
3-2-1-2	Knee lifter shaft	S21388-001	1
3-2-1-3	Knee lifter bracket	155199-101	1
3-2-1-4	Bolt, SM6.35 x 10	017781-012	2
3-2-1-5	Knee lifter bar, S	148797-001	1
3-2-1-6	Set screw, socket (CP) SM6.35	014780-622	1
3-2-1-7	Knee lifter plate, L	148798-109	1
3-2-1-8	Bolt, SM8 x 16	017081-606	1
3-2-1-9	Knee lifter lever	S21376-001	1
3-2-1-10	Bolt, SM6.35 x 10	017781-012	2
3-2-1-11	Spring	S21377-001	1
3-2-1-12	Collar	S21378-001	2
3-2-1-13	Bolt, SM6.35 x 10	017781-012	4
3-2-1-14	Bracket, knee lifter	155199-101	1
3-2-1-15	Bolt, SM6.35 x 10	017781-012	2
3-2-1-16	Wire set bar	S21382-001	1
3-2-1-17	Nut SM6.35	110744-002	1
3-2-1-18	Washer, plain M6.35	025770-232	1
3-2-1-19	Set screw, socket (CP) SM6.35	014780-622	1
3-2-2	Wire set plate	S21385-001	1
3-2-3	Flexible wire	S21283-001	1
3-2-4	Wire set plate	S21384-001	1
3-2-5	Wood screw, round M4.1 x 25	032422-505	2
3-2-6	Screw, pan M4 x 10	062401-012	4

Ruffling attachment




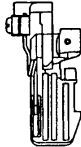
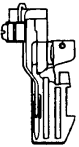
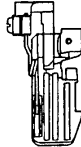

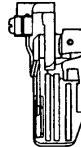
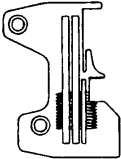
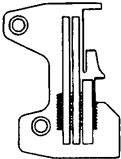
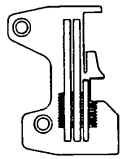
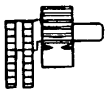
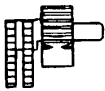
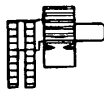
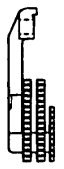




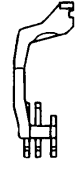





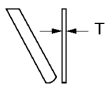
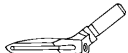
Option parts

[Models EF4-V71A, V72A, V81A, V82A, MA4-V91A, V92A]

Ref. No.	Part name	Part code	Q'ty
5	Piping parts assy	S30404-001	1
5-1	Tape winder assy	143767-002	1
5-1-1	Screw	143980-001	1
5-1-2	Washer	108494-001	1
5-1-3	Spring	108495-001	1
5-1-4	Tension nut	100136-001	1
5-2	Wood screw, round M4.5 x 20	101118-001	2
5-3	Lapper assy	S21370-001	1
	< Option >		
5-3	Lapper assy	S21372-001	1
5-4	Screw, pan M3.5 x 6	062350-612	1
5-5	Washer, plain L 3.5	025350-332	1
5-6	Cotton stand assy, w/screw	S20130-009	1
5-6-1	Cotton stand assy	S20131-009	1
5-6-1-1	Screw, W4.76 - 24 x 10	S20134-001	1
5-6-1-2	Spool pin	S20135-001	1
5-6-2	Wood screw, flat 2 M4.1 x 20	034422-006	2
5-10	Lapper base	S21368-001	1
5-11	Set screw, socket (FT) M6 x 5	S23651-002	1
5-12	Lapper set plate	S21369-001	1
5-13	Screw, M3 x 8.5	S20355-002	2









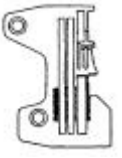












Gauge parts list

[Models EF4-V71A, V72A]

Application	Thin · Medium		Thin · Medium (Small type)	Bulky Knit	Shirring	Shirring W / piping
Model	V71A	V72A	V72A	V72A	V72A	V72A
Sub-class H = High-lift E = Extra High-lift	01 - 3 H - 4 H - 5 H	01 - 4 H - 5 H - 6 H	01 - 3 (B) H - 4 (B) H - 5 (B) H	02 - 5 E - 6 E - 7 E	08 - 5 E	09 - 5 E
1. Needle	151474-011			151474-014	151474-011	
2. Presser foot assy	S21233-001 (3) (S19257-001) S19341-001 (4, 5) (S19261-001) (Stitch tongue) 	S19343-001 (4) S19347-001 (5) S25825-001 (6) 	S25823-001 (3) S25081-001 (4) S25084-001 (5) 	S19347-001 (5) S25825-001 (6) S25827-001 (7) 	S19347-001 	S19349-001 
3. Needle plate	S33024-001 (3) S19154-001 (4) S19155-001 (5) S19161-001 (6) 			S19147-001 (5) S19148-001 (6) S19186-001 (7) 	S19155-001 (5) 	
4. Main feed dog assy (Main Feed dog) (Chain feed dog)	S19212-001 (S19213-001) (S19204-001) B 			S19202-001 (S19955-001) (S19204-001) B 	S19212-001 (S19213-001) (S19204-001) B 	
5. Differential feed dog	S33027-001 (3) S19240-001 (4, 5) 	S33026-001 (3) S19248-001 (4,5,6) 		S25568-101 	S19248-001 	
6. Upper feed dog	S19400-001 	S19401-001 	S25097-001 	S19401-001 		
7. Upper knife Angle knife	Upper knife 144074-350 			Angle knife S20897-101 	Upper knife 144074-350 	
8. Lower knife 	(3) S20899-001 (T=1.0) (4,5,6) S20582-001 (T=1.5)			(5) S20899-001 (T=1.0) (6,7) S20582-001 (T=1.5)	S20582-001 (T=1.5)	
9. Over looper 	S20426-001 H			S20438-101 G		

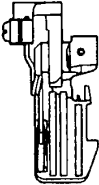



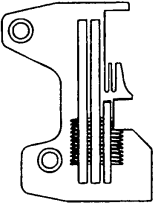
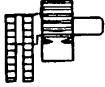


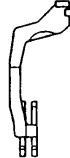


Gauge parts list

[Models EF4-V81A, V82A]

Application	Thin · Medium		Thin · Medium (Small type)	Thin · Medium (Mock-safety)	Heavy	Heavy (Mock-safety)
Model	V81A	V82A	V82A	V82A	V82A	V82A
Sub-class H = High-lift E = Extra High-lift	22 - 4 H - 5 H - 6 H - 7 H		22 - 5 (B) H - 6 (B) H	23 - 4 H - 5 H - 6 H - 7 H	31 - 6 E - 7 E	32 - 6 E - 7 E
Needle gauge (mm)	2.2				3	
1. Needle	151474-011				151474-018	
2. Presser foot assy	S25829-001 (4) (S25544-001) S19531-001 (5) (S19976-001) S19532-001 (6, 7) (S19283-001) (Stitch tongue) 	S25830-001 (4) S19351-001 (5) S19353-001 (6) S25832-001 (7) 	S25086-001 (5) S25088-001 (6) 	S25830-001 (4) S19351-001 (5) S19353-001 (6) S25832-001 (7) 	S25834-001 (6) S25844-001 (7) 	
3. Needle clamp assy	S20398-001 				S20402-001 	
4. Needle plate	S25527-001 (4) S19169-001 (5) S19170-001 (6) S25193-001 (7) 				S19165-001 (6) S24664-001 (7) 	
5. Main feed dog assy (Main Feed dog) (Chain feed dog)	S19212-001 (S19213-001) (S19204-001) B 				S21392-001 (S21393-001) (S21394-001) J 	
6. Differential feed dog	S19240-001 	S19248-001 		S21395-001 		
7. Upper feed dog	S19400-001 	S19401-001 	S25097-001 	S19401-001 		
8. Upper knife Angle knife	Upper knife 144074-350 				Angle knife S20897-101 	
9. Over looper 	S20424-001 B			S20436-001 F	S49054-001 S	S20442-001 R

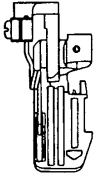
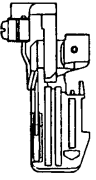


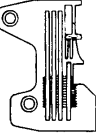
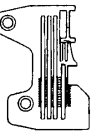
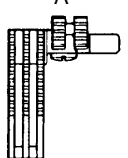




Gauge parts list

[Models EF4-V81A, V82A]

Application	Shirring	Shirring (Mock-safety)	Shirring W / piping		Taping	
Model	V82A	V82A	V82A	V82A	V82A	V82A
Sub-class H = High-lift E = Extra High-lift	33 - 5 E - 6 E	34 - 5 E - 6 E	37 - 5 E - 6 E	38 - 5 E	41 - 5 H - 6 H - 7 H	42 - 5 H - 6 H
Needle gauge (mm)	2.2					
1. Needle	151474-011					
2. Presser foot assy	S19351-001 (5) S19353-001 (6) 		S20837-001 (5) S19355-001 (6) 		S20873-001 (5) S20875-001 (6) S25836-001 (7) 	
3. Needle clamp assy	S20398-001 					
4. Needle plate	S19169-001 (5) S19170-001 (6) S25193-001 (7) 					
5. Main feed dog assy (Main Feed dog) (Chain feed dog)	S19212-001 (S19213-001) (S19204-001) B 					
6. Differential feed dog	S19248-001 					
7. Upper feed dog	S19401-001 				S20877-001 	
8. Upper knife Angle knife	144074-350 					
9. Over looper 	S49054-001 S	S20442-001 R	S49054-001 S	S20442-001 R	S20424-001 B	S20436-001 F



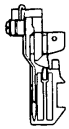
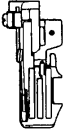

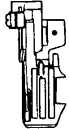









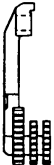
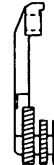


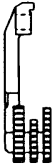
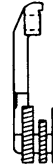

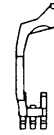

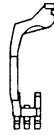




Gauge parts list

[Models EF4-V81A, V82A]

Application	Bulky knit	
Model	V82A	V82A
Sub-class	51 - 5 E	57 - 5 E
H = High-lift	- 6 E	- 6 E
E = Extra High-lift	- 7 E	- 7 E
Needle gauge (mm)	2.2	2.5
1. Needle	151474-014	
2. Presser foot assy	S25838-001 (5) S25644-001 (6) S25840-001 (7) 	S25842-001 (5) S24683-001 (6) S24684-001 (7) 
3. Needle clamp assy	S20398-001 	S20400-001 
4. Needle plate	S25528-001 (5) S19188-001 (6) S25529-001 (7) 	S25667-001 (5) S19189-001 (6) S19190-001 (7) 
5. Main feed dog assy (Main Feed dog) (Chain feed dog)	S24680-001 (S24681-001) (S19201-001) A 	
6. Differential feed dog	S24682-101 	
7. Upper feed dog	S24687-001 	
8. Upper knife Angle knife	S20897-101 	
9. Over looper	S49054-001 S 	S20440-001 K

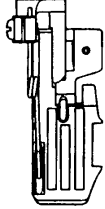
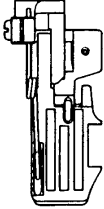
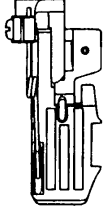
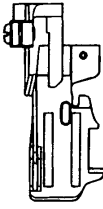








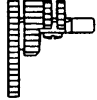




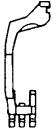



Gauge parts list

[Models MA4-V91A, V92A]

Application	Thin		Thin (Small type)	Thin · Medium	Heavy	
Model	V91A	V92A	V92A	V92A	V91A	V92A
Sub-class H = High-lift E = Extra High-lift	63 - 3 H - 4 H - 5 H - 6 H - 7 H		63 - 4 (B) H - 5 (B) H	64 - 5 H	65 - 3 H - 4 H - 5 H - 6 H - 7 H	
Needle gauge (mm)	3				5	
1. Needle	151474-014 [2]				151474-016 [2]	
2. Presser foot assy	S19364-001 (S19367-001) (Presser foot, F) 	S19375-101 (3) S19380-101 (4) S19383-101 (5) S20839-101 (6) S25846-101 (7) 	S25090-001 (4) S25093-001 (5) 	S19383-001 (5) 	S19370-001 (S19367-001) (Presser foot, F) 	S25848-101 (3) S25850-101 (4) S19386-101 (5) S19389-101 (6) S25852-101 (7) 
3. Needle clamp assy	S20404-001 				S20406-001 	
4. Needle plate	S19197-001 (3) S19191-001 (4) S19192-001 (5) S20841-001 (6) S25531-001 (7) 	S20235-001 (4) S20236-001 (5) 	S19192-001 (5) 	S25532-001 (3) S25533-001 (4) S19193-001 (5) S19194-001 (6) S25534-001 (7) 		
5. Main feed dog assy (Main Feed dog) (Chain feed dog)	S19233-101 (S19234-101) (S19235-101) G 	S20241-101 (S20242-101) (S20243-101) H 	S19233-101 (S19234-101) (S19235-101) G 			
6. Differential feed dog	S19250-001 	S19252-001 	S25524-001 	S19252-101 	S19251-001 	S19253-001 
7. Upper feed dog	S19403-001 	S19405-001 	S25096-001 	S19405-001 	S19403-001 	S19405-001 
8. Upper knife Angle knife	144074-350 					
9. Over looper 	S20428-001 C			S20421-001 L	S20428-001 C	



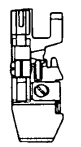
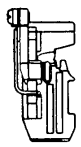





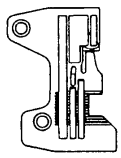
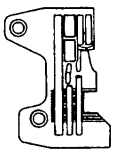
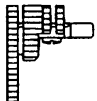
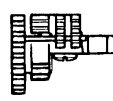
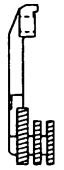


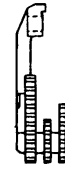
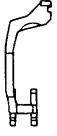

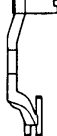


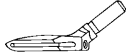
Gauge parts list

[Models MA4-V91A, V92A]

Application	Heavy	Shirring				Shirring W / piping
Model	V92A	V92A	V92A	V92A	V92A	V92A
Sub-class H = High-lift E = Extra High-lift	66 - 5 H	69 - 4 E - 5 E - 6 E	70 - 5 E	71 - 5 E - 6 E	72 - 5 E	75 - 4 E - 5 E - 6 E
Needle gauge (mm)	5	3		5		3
1. Needle	151474-016 [2]	151474-014 [2]		151474-014 (5) [2] 151474-016 (6) [2]		151474-014 [2]
2. Presser foot assy	S19386-101 	S19380-101 (4) S19383-101 (5) S20839-101 (6) 		S19386-101 (5) S19389-101 (6) 		S20226-001 (4, 5) S20845-001 (6) 
3. Needle clamp assy	S20406-001 	S20404-001 		S20406-001 		S20404-001 
4. Needle plate	S19193-001 (5) 	S19191-001 (4) S19192-001 (5) S20841-001 (6) 		S19193-001 (5) S19194-001 (6) 		S19191-001 (4) S19192-001 (5) S20841-001 (6) 
5. Main feed dog assy (Main Feed dog) (Chain feed dog)	S19233-101 (S19234-101) (S19235-101) G 					
6. Differential feed dog	S19253-001 	S19252-001 		S19253-001 		S19252-101 
7. Upper feed dog	S19405-001 					S20228-001 
8. Upper knife Angle knife	144074-350 					
9. Over looper 	S20421-001 L	S20438-101 G	S20429-001 Q	S20438-101 G	S20429-001 Q	S20438-101 G

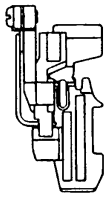
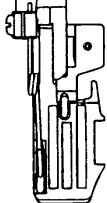
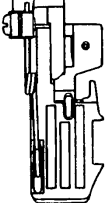
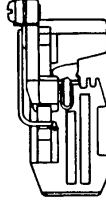
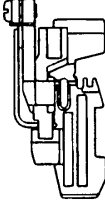




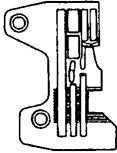
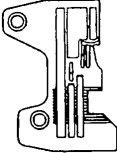
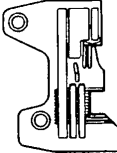
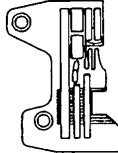
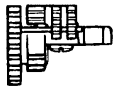

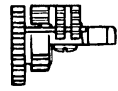
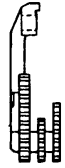

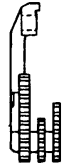













Gauge parts list

[Models MA4-V91A, V92A]

Application	Shirring w / piping			Heavy		
Model	V92A	V92A	V92A	V91A	V92A	V92A
Sub-class H = High-lift E = Extra High-lift	76 - 5 E	77 - 5 E - 6 E	78 - 5 E	92 - 5 E - 6 E - 7 E		93 - 6 E
Needle gauge (mm)	3	5		5		
1. Needle	151474-014 [2]	151474-014 (5) [2] 151474-016 (6) [2]		151474-018 [2]	151474-021 [2]	
2. Presser foot assy	S20226-001 	S19392-001 (5) S20847-001 (6) 		S19373-001 (S19340-001) (Presser foot, F) 	S19394-001 	
3. Needle clamp assy	S20404-001 	S20406-001 		S21104-001 		
4. Needle plate	S19192-001 	S19193-001 (5) S19194-001 (6) 		S19195-001 (5) S19196-001 (6) S25668-001 (7) 	S20843-001 (5) S19198-001 (6) S25669-001 (7) 	
5. Main feed dog assy (Main Feed dog) (Chain feed dog)	S19233-101 (S19234-101) (S19235-101) G 			S19228-101 (S19229-101) (S19223-101) F 		
6. Differential feed dog	S19252-001 	S19253-001 		S19251-001 	S19254-101 	
7. Upper feed dog	S20228-001 			S19404-001 	S19406-001 	
8. Upper knife Angle knife	Upper knife 144074-350 			Angle knife S20897-101 		
9. Over looper 	S20429-001 Q	S20438-101 G	S20429-001 Q	S20438-101 G	S20429-001 Q	

Gauge parts list

[Models MA4-V91A, V92A]

Application	Heavy (For vertical pocket)	Thin (3 needles)		Heavy (3 needles) For vertical pocket	
	Model	V92A	V92A	V92A	V92A
Sub-class H = High-lift E = Extra High-lift	92 - 5 (B) E - 6 (B) E - 7 (B) E	95 - 5 H	W1 - 5 H	W3 - 7 E	W3 - 7 (B) E
Needle gauge (mm)	5	5, 2.2	3, 2.2	5, 3	
1. Needle	151474-014 [2]	151474-016 [3]	151474-014 [3]	151474-018 [3]	
2. Presser foot assy	S30435-001 	S30118-101 	S32003-101 	S30895-001 	S49052-001 
3. Needle clamp assy	S21104-001 	S29148-001 	S32005-001 	S49050-001 	
4. Needle plate	S20843-001 (5) S19198-001 (6) S25669-001 (7) 	S30120-001 	S32007-001 	S30897-001 	
5. Main feed dog assy (Main Feed dog) (Chain feed dog)	S19228-101 (S19229-101) (S19223-101) F 	S19233-101 (S19234-101) (S19235-101) G 	S19228-101 (S19229-101) (S19223-101) F 		
	S19254-001 	S19253-001 	S19254-101 		
6. Differential feed dog	S19406-001 	S19405-001 	S19406-001 		
7. Upper feed dog	S19406-001 	S19405-001 	S19406-001 		
	Angle knife S20897-101 	Upper knife 144074-350 	Angle knife S20897-101 		
8. Upper knife Angle knife	Angle knife S20897-101 	Upper knife 144074-350 	Angle knife S20897-101 		
9. Over looper 	S20438-001 G	Over looper S20430-001 D Under looper S20627-001	Over looper S49054-001 S Under looper S20627-001		