

JUKI

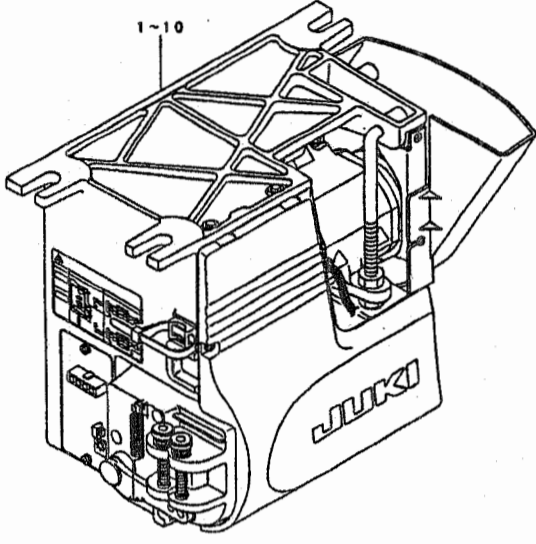
Sewing Machine Controller
ミシンコントローラ
SC-804

PARTS LIST

29319704
No.1246-01

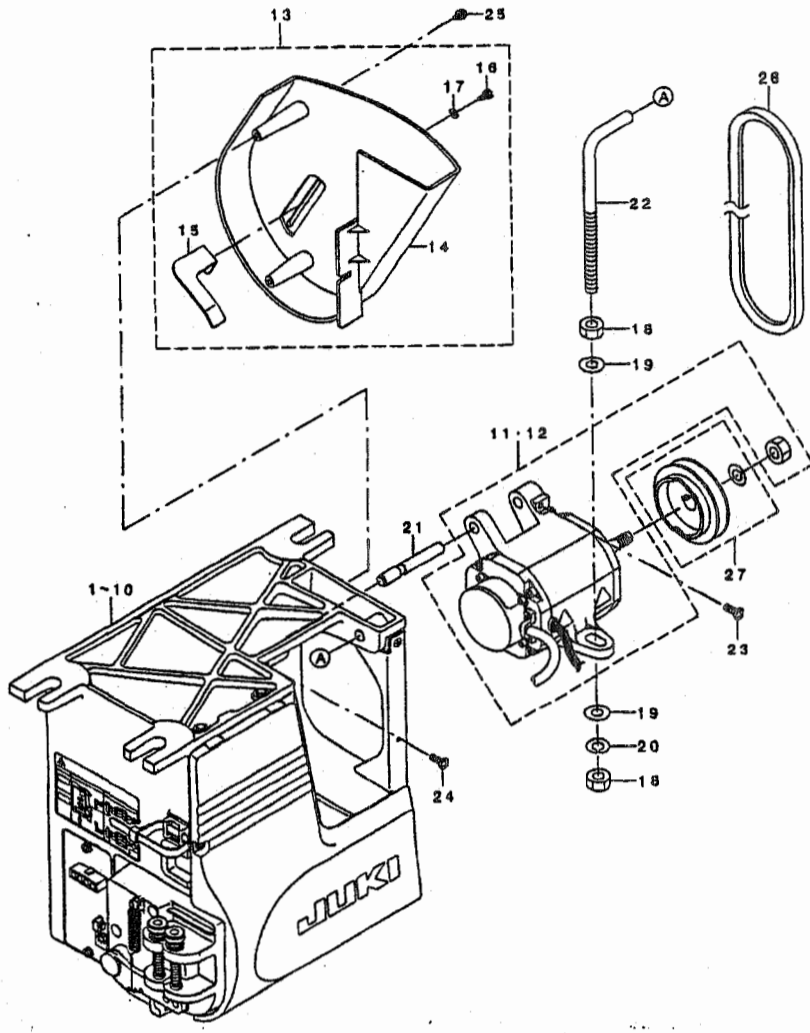
1. STANDARD MOTOR COMBINATION LIST

標準モーター組合せ



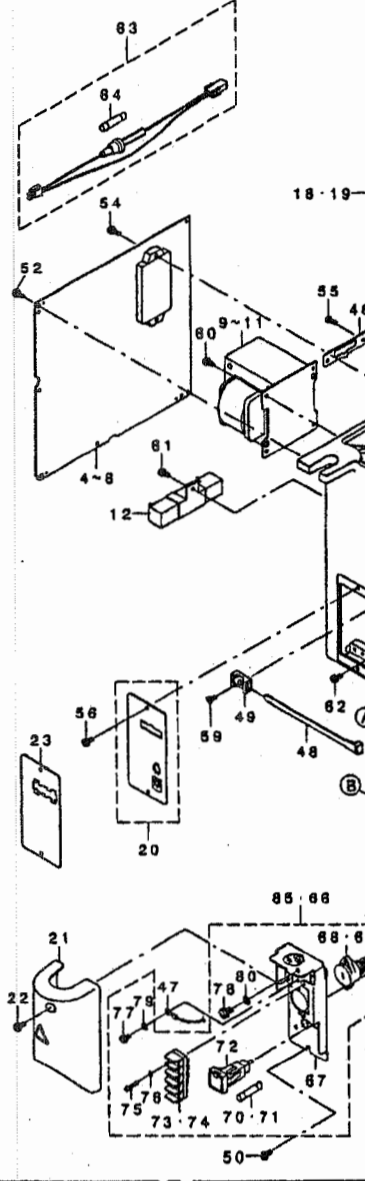
2. PSC UNIT COMPONENTS (1)

PSCユニット関係 (1)



3. PSC UNIT COMPONENTS (2)

PSCユニット関係 (2)



REF. NO.	PART NO.	BOX TYPE	EXPORT		JUS		CE	*OPTION
			3φ 200~240V	1φ 200~240V	3φ 200~240V	1φ 100~120V	1φ 220~240V	A
1	M2012-464-BA0	BB	○					○
2	M2112-464-BA0	BE	○					○
3	M2012-464-CA0	CB		○				○
4	M2112-464-CA0	CE		○				○
5	M2012-464-DA0	DB					○	
6	M2112-464-DA0	DE					○	○
7	M2012-464-EA0	EB			○			○
8	M2112-464-EA0	EE			○			○
9	M2012-464-FA0	FB				○		○
10	M2112-464-FA0	FE				○		○

*OPTION A: ED-2, BOBBIN THREAD REMAINING AMOUNT DETECTION.
*BOX TYPE IS DESCRIBED AFTER MODEL NAME IN RATING PLATE.

REF. NO.	NOTE	PART NO.	DESCRIPTION	ヒヨキイ	Qty
1		M2012-464-BA0	GENERAL EXPORT P3-200VOS	SC-804JSP3-200VOS	1
2		M2112-464-BA0	GENERAL EXPORT P3-200VOA	SC-804JSP3-200VOA	1
3		M2012-464-CA0	GENERAL EXPORT P1-200VOS	SC-804JSP1-200VOS	1
4		M2112-464-CA0	GENERAL EXPORT P1-200VOA	SC-804JSP1-200VOA	1
5		M2012-464-DA0	SC-804CEP1-230VOS	SC-804CEP1-230VOS	1
6		M2112-464-DA0	SC-804CEP1-230VOA	SC-804CEP1-230VOA	1
7		M2012-464-EA0	SC-804JUSP3-200VOS	SC-804JUSP3-200VOS	1
8		M2112-464-EA0	SC-804JUSP3-200VOA	SC-804JUSP3-200VOA	1
9		M2012-464-FA0	SC-804JUSP1-110VOS	SC-804JUSP1-110VOS	1
10		M2112-464-FA0	SC-804JUSP1-110VOA	SC-804JUSP1-110VOA	1

REF. NO.	NOTE	PART NO.	DESCRIPTION	ヒヨキイ	Qty
1	#01	M2002-464-BA0	GENERAL EXPORT P3-200VOS	SC-804JSP3-200VOS	1
2	#02	M2102-464-BA0	GENERAL EXPORT P3-200VOA	SC-804JSP3-200VOA	1
3	#03	M2002-464-CA0	GENERAL EXPORT P1-200VOS	SC-804JSP1-200VOS	1
4	#04	M2102-464-CA0	GENERAL EXPORT P1-200VOA	SC-804JSP1-200VOA	1
5	#05	M2002-464-DA0	SC-804CEP1-230VOS	SC-804CEP1-230VOS	1
6	#06	M2102-464-DA0	SC-804CEP1-230VOA	SC-804CEP1-230VOA	1
7	#07	M2002-464-EA0	SC-804JUSP3-200VOS	SC-804JUSP3-200VOS	1
8	#08	M2102-464-EA0	SC-804JUSP3-200VOA	SC-804JUSP3-200VOA	1
9	#09	M2002-464-FA0	SC-804JUSP1-110VOS	SC-804JUSP1-110VOS	1
10	#10	M2102-464-FA0	SC-804JUSP1-110VOA	SC-804JUSP1-110VOA	1
11	#11	H6001-461-CA0	MOTOR ASM. .C	モーター	1
12	#12	H6001-461-DA0	MOTOR ASM. .D	モーター	1
13		H3801-461-AA0	PULLEY COVER A ASM.	プーリーカバー A	1
14		H3801-461-000	PULLEY COVER	プーリーカバー	(1)
15		H3802-461-000	BELT STOPPER	ベルト止り	(1)
16		SM-9040803-SF	SCREW M4X8	スクリュー M4X8	(1)
17		VP-0430801-SE	WASHER 4.3X9X0.8	ワッシャー 4.3X9X0.8	(1)
18		NH-0100011-SF	NUT M10	ナット M10	(2)
19		WP-1052001-SE	WASHER 10.5X21X2	ワッシャー	2
20		VS-1029002-KR	SPRING WASHER, M10	スプリングワッシャー M10	1
21		H4201-461-000	MOTOR SUPPORT SHAFT	モーター支持シャフト	1
22		H4202-461-000	MOTOR SUPPORT BOLT	モーター支持ボルト	1
23		SM-4051405-SE	SCREW M5 L=14	スクリュー M5 L=14	1
24		SM-4051405-SE	SCREW M5 L=14	スクリュー M5 L=14	1
25		SL-4040801-SC	SCREW M4 L=8	スクリュー M4 L=8	3
26		HTJ-VH00390A	V-BELT, 39 INCH	Vベルト 39インチ	1
27		MTS-P0070AA0	MOTOR PULLEY ASM. P.C.D. 70	モータープーリー P.C.D. 70	1

No. (注記) #01... FOR M2012-464-BA0
#02... FOR M2112-464-BA0
#03... FOR M2012-464-CA0
#04... FOR M2112-464-CA0
#05... FOR M2012-464-DA0
#06... FOR M2112-464-DA0
#07... FOR M2012-464-EA0
#08... FOR M2112-464-EA0
#09... FOR M2012-464-FA0
#10... FOR M2112-464-FA0
#11... FOR GENERAL EXPORT
#12... FOR CE & JUS

REF. NO.	NOTE	PART NO.	DESCRIPTION
1		H8801-471-DAA	CTL CIRCUIT BOARD
2		H8801-464-AA0	ACS CIRCUIT BOARD
3		H8800-461-AA0	OP CIRCUIT BOARD
4	#01	H8804-461-AA0	PWR-U CIRCUIT BOARD
5	#02	H8803-461-AA0	PWR-E CIRCUIT BOARD
6	#04	H8805-461-AA0	PWR-C CIRCUIT BOARD
7	#05	H8807-461-AA0	PWR-S CIRCUIT BOARD
8	#06	H8804-461-BA0	PWR-U CIRCUIT BOARD
9	#08	H8501-461-BA0	POWER TRANSFORMER
10	#05	H8501-461-CA0	POWER TRANSFORMER
11		H8501-461-DA0	POWER TRANSFORMER
12	#04	H8502-461-AA0	RESISTOR A ASM.
13		M3201-462-CA0	BOX FRONT COVER
14		M3201-461-000	FRONT COVER
15		M3202-461-000	BOX FRONT COVER
16		H8002-430-000	STOPPER
17		SL-4042001-SC	SCREW M4X0.7 L=8
18		H3401-461-000	BOX REAR PANEL
19	#07	H3401-461-BA0	BOX REAR COVER
20	#09	M3802-461-AA0	CONNECTOR FIXTURE
21	#03	H3803-461-AA0	TERMINAL BASE
22		SL-4041081-SC	SCREW M4 L=10
23	#04	H3804-461-000	CONNECTOR FIXTURE
24		H4001-464-AA0	PEDAL SENSOR
25		H4008-464-AA0	SENSOR INSTALLATION
26		H8508-464-AA0	SENSOR A ASM.
27		H4008-461-000	SENSOR INSTALLATION
28		EA-9500801-00	CABLE BAND
29		H4001-461-000	PEDAL SENSOR
30		H4002-461-000	PEDAL LEVER
31		H4004-461-000	PEDAL RING
32		H4005-461-000	VOLUME LINK
33		M2010-110-000	ADJUST NUT
34		H4007-351-000	FRONT SPRING
35		H4008-351-000-A	SPRING SHAFT
36		H4009-351-000-A	SPRING SHAFT
37		H4011-351-000	SPRING B
38		H4012-351-000	ADJUST SCREW
39		SM-4030801-SF	SCREW M3X0.5 L=8
40		SM-8040802-TP	SCREW M4X8
41		SV-4030601-SR	SCREW M3 L=6
42		M3001-461-000	ELECTRICAL BOX
43		H3002-461-000	RUBBER BUSH A
44		M1014-110-000	CORD BUSH B
45		H3801-461-000	PULLEY COVER
46		H3803-461-000	MOTOR CONNECTOR
47	#03	H8503-461-DA0	FG CORD D ASM.
48		HX-0029200-0A	CONNECTING PART
49		HX-0045400-00	TIE MOUNT
50	#02	SL-4041081-SF	SCREW M4 L=10
51		SL-4041081-SF	SCREW M4 L=10
52		SL-4041081-SF	SCREW M4 L=10
53		SL-4041081-SF	SCREW M4 L=10
54		SL-4041281-SF	SCREW M4 L=12
55		SL-4041081-SF	SCREW M4 L=10
56		SL-4041081-SC	SCREW M4 L=10
57		SM-1040801-SC	SCREW M4X0.7 L=8
58		SL-4041081-SC	SCREW M4 L=10
59		SM-1040801-SC	SCREW M4X0.7 L=8
60		SL-4041081-SF	SCREW M4 L=10
61		SL-4041081-SF	SCREW M4 L=10
62		SL-4041091-SE	SCREW M4 L=10
63	#03	H8511-461-AA0	LAMP FUSE A
64	#03	HF-0014005-00	TIME LAG FUSE
65	#05	H3805-461-BA0	TERMINAL BASE
66	#06	H3805-461-AA0	TERMINAL BASE
67	#03	H3805-461-000	TERMINAL BASE
68	#05	H8510-461-BA0	VOLTAGE SELECTION
69	#06	H8510-461-AA0	VOLTAGE SELECTION
70	#05	HF-0029040-P0	FUSE 4A
71	#05	HF-0079020-P0	FUSE 2A
72	#03	HF-0065110-00	FUSE HOLDER
73	#03	HK-0490500-38	TERMINAL BASE
74	#03	HK-0490500-2A	TERMINAL BASE
75	#02	SM-0831432-TP	SCREW
76	#03	VS-0310002-KP	SPRING WASHER
77	#03	SL-4040885-SH	SCREW M4 L=8
78	#03	SL-4051085-SH	SCREW M5X10
79	#03	VT-0430001-KH	TOOTHED WASHER
80	#03	VT-0530001-KH	TOOTHED LOCK
81	#03	SL-4031081-SF	SCREW M3 L=10
82		SL-4041081-SF	SCREW M4 L=10
83		SL-4041081-SF	SCREW M4 L=10

Note (注記) #01... FOR EXPORT
#02... FOR EXPORT
#03... FOR JUS
#04... FOR CE
#05... FOR JUS 1
#06... FOR JUS 2
#07... FOR CE, JUS
#08... FOR 200V
#09... FOR GENERAL