

SINGER
21W52 & 21W162

LIST OF PARTS



MACHINES Nos. 21w52 and 21w162

THE SINGER MANUFACTURING COMPANY

INDEX

	PAGE
ACCESSORIES	17
BOBBIN WINDER	17
KNEE LIFTER	18, 19
MACHINE NO. 21w52	7
" " 21w162	16
NUMERICAL LIST OF PARTS	25
OBSOLETE PARTS	24
PRESSER FEET	20
ROLLER PRESSERS	21
THROAT PLATES	24

Instructions for Ordering

In ordering from this list, use **ONLY** the **PART** number in the **FIRST** column.

The number stamped on a Sewing Machine Part is the number of the Single Part only, except when the part includes Set Screws, Clamping Screws, Studs and Rollers Spun on, Small Wires riveted, or Parts soldered together, etc., which it is necessary to furnish in combination.

Every combination of parts sent out has its specific number which, although not stamped on Parts (except in above cases) must be used when ordering the combination.

Each number always indicates the **SAME PART** in whatever list it appears, or for whatever Machine.

The letters after some of the numbers indicate the style of finish only, as follows:

- A. Hardened, Polished and Plated.
- B. Polished and Plated.
- C. Hardened only.
- D. Polished only.
- E. Soft, not polished.
- F. Hardened and Polished.
- H. Blued.

These letters **MUST BE USED** when they appear in the list and **AFTER** the number, as in the list.

In this series

200001 to 201500 are Screw Numbers.

201501 to 201800 are Nut Numbers.

201801 to 202000 are Roller Numbers.

202001 and upward are numbers of Machine Parts.

The figures in the second column refer only to the plate in which the illustration of the part is shown and are **NOT TO BE USED** in ordering.

Two or more numbers over a cut indicate that the difference between such parts is not visible in an illustration.

Parts marked with an asterisk (*) are furnished only when repairs are made at the factory.

LIST OF PARTS COMPLETE

FOR

MACHINE No. 21w52

WHEEL FEED. ROLLER PRESSER

For Gloves and Shoes.

No.	Plate	Name
*204161	—	Arm with 200439c, 202036 and 204705
204163	12305	Arm Cap
200278H	12311	" " Screw
202248	12307	" " Washer
204235	13045	" Position Pin (2)
200963E	12311	" Screw (3)
202005	12308	" " Washer (3)
203202	12298	" Shaft
204705	12304	" " Bushing (front)
200439C	12311	" " Position Screw
204440	12299	" " Connection with four 200054E (2)
200054E	12307	Arm Shaft Connection Screw
202299	—	" " Oil Packing (wick) (2)
203204	12298	Balance Wheel, 5½ in. diam. (belt groove 2 in. diam.), with 200328c and 200335c
200062H	12311	Balance Wheel Adjusting Screw ...
200328c	12311	" " Position Screw
200335c	12311	" " Set Screw
*203205	—	Bed with 202062, 203248, 203249, two each 200362c, 200516E, 200840E and 202299 ...
202258	12315	Bed Hinge Connection (2)
200570E	12311	" " " Screw (4)
203329	12302	" Slide (back)
203207	12299	" " (front)
203470	12393	Bobbin
*203498	—	" Case
203648	12393	" " Latch
*202056	—	" " " Pin
203473	12393	" " " Plunger
203474	12393	" " " Spring
203499	13048	" " Lever
203476	—	" " " Eccentric

No.	Plate	Name
204243	—	Bobbin Case Lever Eccentric Position Pin
203506	13048	Bobbin Case Lever Fulcrum
200056D	12319	" " " " Screw ..
203478	13048	" " " Slide Stud
203214	13045	" " Tension Spring
200984C	13045	" " " " Regulating Screw
200594C	13045	Bobbin Case Tension Spring Screw
203216	—	" " Washer (cloth)
203500	13048	Bobbin Case complete, Nos. 200594C, 200984C, 202056, 203214, 203216, 203473, 203474, 203498 and 203648
204184	12298	Face Plate with 200335H, 200368C, 200688C, 202090, 204185, 204281 and two 200297H
200053C	12311	Face Plate Screw
204185	12310	" " Thread Guide
200397H	12309	" " " " Set Screw
204300	13046	Face Plate complete, Nos. 200113F, 200135C, 200309E, 200319C, 200577H, 204059, 204184, 204267, 204272, 204277 to 204280 and 204330
204338	12232	Feed Driving Cam with 200382C and 200437C
204192	12304	Feed Driving Cam Fork Lever with 204195 and 204293
204193	12299	Feed Driving Cam Fork Lever Connection with 200688C and 201525E
204194	12306	Feed Driving Cam Fork Lever Connection Clamp with 200031E
200031F	12311	Feed Driving Cam Fork Lever Connection Clamp Pinch Screw
200668C	12310	Feed Driving Cam Fork Lever Connection Clamp Screw Stud
201525E	12310	Feed Driving Cam Fork Lever Connection Clamp Screw Stud Nut
200002E	12310	Feed Driving Cam Fork Lever Connection Hinge Screw
201522	12310	Feed Driving Cam Fork Lever Connection Hinge Screw Nut
*204195	—	Feed Driving Cam Fork Lever Shaft
204197	12306	" " " " " " Collar with 200113F
200113F	12308	Feed Driving Cam Fork Lever Shaft Collar Set Screw
204293	12308	Feed Driving Cam Fork Lever Shaft Position Pin
204196	12307	Feed Driving Cam Fork Lever Shaft Sleeve (split)

No.	Plate	Name
200043C	12311	Feed Driving Cam Fork Lever Shaft Sleeve Set Screw
201524E	12310	Feed Driving Cam Fork Lever Shaft Sleeve Set Screw Nut
204198	12304	Feed Driving Cam Fork Lever complete, Nos. 204192 and 204194.....
200437C	12311	Feed Driving Cam Position Screw
200382C	13045	" " " Set Screw
204199	12298	" " Rock Shaft
206554	—	" " " " 204199 with 200002E, 201522E and 204193
202305	12307	Feed Driving Rock Shaft Center (2)
200043C	12311	" " " " " Set Screw (2)
204206	12306	Feed Regulating Handle
204207	12304	" " " " 204206 with 200098D, 202622, 204208 to 204210, 204213 and 204925
204208	12307	Feed Regulating Handle Adjustable Stop
200098F	12307	Feed Regulating Handle Adjustable Stop Screw
204925	12306	Feed Regulating Handle Adjustable Stop Screw Washer
204209	12307	Feed Regulating Handle Position Pin
204210	12306	Feed Regulating Handle Shaft
204211	12306	" " " " Crank with 200098F
204212	12307	Feed Regulating Handle Shaft Crank Link
200271F	12311	Feed Regulating Handle Shaft Crank Link Hinge Screw (lower)
200291E	12307	Feed Regulating Handle Shaft Crank Link Hinge Screw (upper)
200098F	12307	Feed Regulating Handle Shaft Crank Set Screw
204213	12307	Feed Regulating Handle Shaft Sleeve (split)
200362C	12311	Feed Regulating Handle Shaft Sleeve Set Screw
202622	12306	Feed Regulating Handle Shaft Sleeve Washer
202036	12310	Feed Regulating Handle Stop Pin
204214	—	Feed Regulating Handle complete, Nos. 200291E, 204207, 204211 and 204212
204302	12237	Feed Wheel

No.	Plate	Name
223010	13046	Feed Wheel Driver with 204189, 204311, two each 201209F and 201515E
201209F	13048	Feed Wheel Driver Clutch Stud
201515E	13048	" " " " " " Nut
204308	12232	Feed Wheel Driver Crank with two 200383c
200266D	12232	Feed Wheel Driver Crank Hinge Screw
200383c	12311	Feed Wheel Driver Crank Set Screw
204335	12232	Feed Wheel Driver Guide
200162D	12232	" " " " Screw ...
204310	12232	" " " Link
200263F	12232	" " " " Hinge Screw
201528E	12232	Feed Wheel Driver Link Hinge Screw Nut
204311	12232	Feed Wheel Driver Position Pin ...
204312	12232	" " " Spring (spiral)
204189	12306	" " " " Hook (lower)
204190	12232	Feed Wheel Driver Spring Hook (upper)
223011	—	Feed Wheel Driver and Clutch complete, Nos. 200263F, 200266D, 201528E, 204308, 204310 and 223310
204336	12237	Feed Wheel Frame with 200383c, 204190 and 204321
204315	12232	Feed Wheel Frame Adjusting Eccentric
200347c	12232	Feed Wheel Frame Adjusting Eccentric Set Screw
200383c	12311	Feed Wheel Frame Set Screw
204337	12237	" " " Shaft
202305	12307	" " " " Center (2)
200043c	12311	" " " " " Set Screw (2)
204317	12232	Feed Wheel Friction Spring
200162D	12232	" " " " Screw
213649	14514	Feed Wheel Frame complete, Nos. 204302, 204317, 204320, 204335, 204336, 206047 and four 200162D
206047	12232	Feed Wheel Retaining Clutch with 204189
204320	12232	Feed Wheel Retaining Clutch Spring
204189	12306	Feed Wheel Retaining Clutch Spring Hook

No.	Plate	Name
204321	12232	Feed Wheel Retaining Clutch Spring Pin
200162D	12232	Feed Wheel Retaining Screw
223012	—	Feed Wheel complete, Nos. 200347c 204315, 204337, 204338, 213649 and 223011
*203482	—	Hook (sewing)
203483	12393	" 203482 with 201253E, 201376F and 203251
203503	12393	Hook and Bobbin Case complete, Nos. 203483 and 203500
213810	12393	Hook Bevel Gear Socket, 24 teeth
200555H	13048	" " " " Screw ...
203242	12305	" " Pinion, 24 teeth, with two 200383c
200383c	12311	Hook Bevel Pinion Set Screw
203243	12299	" Counter Shaft
203244	12308	" " " Collar with two 200393c
200393c	12308	Hook Counter Shaft Collar Set Screw
203245	—	Hook Counter Shaft Driving Gear, 44 teeth, with 200362c and 200439c
200439c	12311	Hook Counter Shaft Driving Gear Position Screw
200362c	12311	Hook Counter Shaft Driving Gear Set Screw
203246	12305	Hook Counter Shaft Gear, 22 teeth, with two 200383c
200383c	12311	Hook Counter Shaft Gear Set Screw
202299	—	" " " Oil Packing (wick)
200840E	12311	Hook Counter Shaft Oil Packing (wick) Stop Screw
203247	12298	Hook Driving Shaft
203248	12304	" " " Bearing with 202299
202299	—	Hook Driving Shaft Bearing Oil Packing (wick)
202126	12308	Hook Driving Shaft Bearing Position Pin
200516E	12311	Hook Driving Shaft Bearing Screw
203249	12305	" " " Bushing (eccentric)
202299	—	Hook Driving Shaft Bushing Oil Packing (wick)
200362c	12311	Hook Driving Shaft Bushing Set Screw
213141	13045	Hook Driving Shaft Collar with two 200393c

No.	Plate	Name
200393c	12308	Hook Driving Shaft Collar Set Screw
203 ^a 51	12393	Hook Gib
201376F	13045	" " Hinge Screw
201253F	13045	" " Screw
203504	12394	" Saddle with 200056D
200006E	12307	" " Screw (2)
202622	12306	" " " Washer (2)
213018	—	" Washer
203507	12393	" " 213018 with 203476 and two 204243
203505	12394	Hook Saddle complete, Nos. 200555H, 203478, 203499, 203503, 203504, 203506, 203507 and 213810
202445	11125	Knee Lifter Connection Lever with 202446
227311	—	Knee Lifter Connection Lever 202445 with 200224H, 200262H, 227302 and 227308
200224H	12306	Knee Lifter Connection Lever Hinge Screw
227308	11125	Knee Lifter Connection Lever Lifting Rod with 202302
202302	12306	Knee Lifter Connection Lever Lifting Rod Cotter Pin
202446	12306	Knee Lifter Connection Lever Pin
227302	11125	" " Lifting Lever
200262H	12306	" " " " Hinge Screw
208613	13046	Needle Bar (hollow)
204247	12304	" " 208613 with 200125F, 200175D and 204250
204248	12307	Needle Bar Connecting Link
200658c	12307	" " " " Hinge Screw Stud
201519c	12307	Needle Bar Connecting Link Hinge Screw Stud Nut
204249	12308	Needle Bar Connecting Stud with 200072c and 202277
202277	—	Needle Bar Connecting Stud Oil Packing (wick)
200072c	12308	Needle Bar Connecting Stud Pinch Screw
204326	—	Needle Bar Packing Cord (2)
200504E	12310	" " Screw Bushing (lower)
200503B	12310	" " " " (upper)
204250	12308	" " Thread Guide
200175D	12308	" " " " Screw ...
200125F	12308	" Set Screw

No.	Plate	Name
204252	12308	Presser Bar Lifter
200550c	12311	" " " Hinge Screw
204253	12308	" " Lifting Bracket with 200086c
200086c	12308	Presser Bar Lifting Bracket Pinch Screw
204254	12307	Presser Bar Lifting Bracket Posi- tion Guide
200362c	12311	Presser Bar Lifting Bracket Posi- tion Guide Set Screw
204327	12306	Presser Bar Packing Washer (felt)
200504E	12310	" " Screw Bushing (lower)
204258	13045	" " Spring
200491B	12305	" " Thumb Screw (pres- sure regulating)
201910	10169	Roller Presser, $\frac{1}{8}$ in. diam., $\frac{1}{8}$ in. face (coarse), with 200551F and 201534H
204328	—	Roller Presser Arm
204570	12225	" " " 204328 with 201910
202560	12225	Roller Presser Arm Bracket (swing)
204575	—	Roller Presser Arm Bracket 202560 with 200096D and 204570
200675	12225	Roller Presser Arm Bracket Posi- tion Screw Stud
202558	12225	Roller Presser Arm Bracket Spring
202559	12225	" " " " " "
		Stop
200141F	12225	Roller Presser Arm Bracket Spring Stop Screw
200096D	12225	Roller Presser Arm Screw
204495	12225	" " Bar
200551F	12225	" " Hinge Screw
201534H	12225	" " " " Nut
204576	—	Roller Presser and Bar complete, Nos. 200675c, 202558, 202559, 204495, 204575 and two 200141F
202068	12315	Spool Holder Base
200575H	12311	" " " Screw
204296	12315	" " Wire
200079H	12311	" " " Hinge Screw
204297	12315	Spool Holder complete, Nos. 200079H, 202068 and 204296
213006	13045	Take-up Cam with 200335c, 200383c, 200430c, 200658c and 201519c
203172	12307	Take-up Cam Friction Washer
200430c	12311	" " Position Screw

No.	Plate	Name
200383c	12311	Take-up Cam Position Screw Check Screw
200335c	12311	Take-up Cam Set Screw
203270	12310	" Lever
203291	—	" " 203270 with 204263 ...
204263	12310	" " Bearing with 204264 ..
204264	12306	" " " Position Pin ...
200042F	12311	" " " Screw
201816	12307	" " Roller
203271	12310	Take-up Lever complete, Nos. 200042F, 201816 and 203291
202402	12309	Tension Disc
202090	12309	" " Position Pin
204267	12310	" Release Lever
200688c	13048	" " " Position Screw
200309E	12309	" " " Screw
202075	12309	" " Plunger
215609	—	" " Slide
204268	12310	" " 215609 with 204269
204269	12308	Tension Release Slide Spring
202407	12309	" Spring
200632B	12309	" Stud
200397H	12309	" " Set Screw
201572B	12309	" Thumb Nut
204271	12309	" Washer
204272	12309	Tension complete, Nos. 200632B, 201572B, 202075, 202407, 204271 and two 202402
204273	12308	Thread Controller Adjusting Collar with 200684H (for Presser Bar)
200684H	12308	Thread Controller Adjusting Collar Screw
204274	12309	Thread Controller Plate
200577H	12311	" " " Screw ...
202098	12309	" " Roller
204275	12309	" " " Guard
202084	12309	" " " " Washer
200300c	12309	" " " Screw
204276	12309	" " Spring
204333	12309	" " " Guard
200581H	12309	" " " " Screw
204277	12309	" " " Stop
204278	12309	" " " " Driving Gear
200319c	12309	Thread Controller Spring Stop Driving Gear Hinge Screw
200135c	12309	Thread Controller Spring Stop Screw

No.	Plate	Name
204279	12309	Thread Controller Spring Stud with 204925
200355H	12319	Thread Controller Spring Stud Set Screw
204925	12306	Thread Controller Spring Stud Washer
205987	12309	Thread Controller complete, Nos. 200300c, 200581H, 202084, 202098, 204274, 204275 and 204333
204280	12309	Thread Controller and Spring complete, Nos. 204276 and 205987
202413	12310	Thread Guide
204329	—	" Oiler (felt)
204330	12225	" " Bracket with 204329 ...
200113F	12308	" " " Screw
204281	12309	" Retainer Guide Wire
202091	12309	" " Sleeve
202092	12309	" " Spring
204058	12309	" " Stud
200368H	12309	" " " Set Screw
204059	12309	Thread Retainer complete, Nos. 202091, 202092 and 204058
211335	13047	Throat Plate, 50 needle hole, for needle sizes 14 and 15
202062	12308	Throat Plate Position Pin
200577H	12311	" " Screw (2)

MACHINE No. 21w162

WHEEL FEED, ROLLER PRESSER

For Shoes and Gloves

The same as Machine No. 21w52 with the following exceptions:

No.	Plate	Name
*204290	—	Arm with 200439c, 202036 and 204705, in place of 204161
213622	12298	Arm Shaft, in place of 203202
*213623	—	Bed with 202062, 203248, 203249, two each 200362c, 200516E, 200840E and 202299, in place of 203205 ...
204294	12298	Feed Driving Rock Shaft, in place of 204199
206555	—	Feed Driving Rock Shaft 204294 with 200002E, 201522E and 204193, in place of 206554
213624	12298	Hook Driving Shaft, in place of 203247
227312	—	Knee Lifter Connection Lever 202445 with 200224H, 200262H, 227303 and 227308, in place of 227311
227303	11125	Knee Lifter Lifting Lever, in place of 227302

ACCESSORIES

FOR MACHINE No. 21w52

No.	Plate	Name
200157B	10348	Attachment Screw
203470	12393	Bobbin (5)
*225482	—	“ Case Screw Driver Blade ...
*225483	—	“ “ “ “ Handle ..
225497	13046	Bobbin Case Screw Driver complete, Nos. 225482 and 225483 ...
225487	13048	Roller Presser Hinge Screw Nut Wrench
128 x 2	—	Needles, two each, sizes 11, 12 and 13
225191	—	Drip Pan with four wood screws ½ in., No. 5
41400	12315	Machine Rest Pin (wood)
36578	12315	Oiler with 36579
36579	12315	“ Spout, 3½ in. long, with 120117
120117	—	“ “ Washer
*225484	—	Screw Driver Blade
*225485	—	“ “ Handle
225498	12315	Screw Driver complete (7¼ in. long), Nos. 225484 and 225485 ...
225554	12315	Wrench (steel)

BOBBIN WINDER

Swing Automatic, Right Hand

202470	12320	Bobbin Winder Base
202471	12320	“ “ Frame
200221D	12319	“ “ “ Hinge Screw ...
202472	12319	“ “ “ Spring
200161D	12319	“ “ “ “ Screw ...
202473	12320	“ “ Pulley with 200105c..
200105c	—	“ “ “ Set Screw
202474	12320	“ “ Spindle
227522	12319	“ “ Stop Latch
200056E	12319	“ “ “ “ Screw ...
202477	12319	“ “ “ “ Thumb Lever
200299H	12319	Bobbin Winder Stop Latch Thumb Lever Hinge Screw
200299H	12319	Bobbin Winder Stop Latch Thumb Lever Joint Screw

No.	Plate	Name
201537H	12319	Bobbin Winder Stop Latch Thumb Lever Joint Screw Nut
202478	12319	Bobbin Winder Stop Latch Trip Lever
200299H	12319	Bobbin Winder Stop Latch Trip Lever Hinge Screw
227523	12320	Bobbin Winder complete, Nos. 200056E, 200161D, 200221D, 201537H, 202470 to 202474, 202477, 202478, 227522, three 200299H and two round head wood screws 1 in., No. 13
202480	12320	Bobbin Winder Spool Holder Base with 200355H and 202484
202481	12320	Bobbin Winder Spool Holder Base Spool Pin
202482	12319	Bobbin Winder Spool Holder Tension Disc (lower or upper)
200011E	12319	Bobbin Winder Spool Holder Tension Disc Screw
200355H	12319	Bobbin Winder Spool Holder Tension Disc Screw Set Screw
202483	12319	Bobbin Winder Spool Holder Tension Disc Spring (brass)
202484	12319	Bobbin Winder Spool Holder Tension Disc Thread Guide
202485	12320	Bobbin Winder Spool Holder complete, Nos. 200011E, 202480, 202481, 202483, two 202482 and one wood screw 1 in., No. 13
227524	—	Bobbin Winder and Spool Holder complete, Nos. 202485 and 227523

KNEE LIFTER

227781	11125	Knee Lifter Rock Lever with 200522c and 200529c
227782	—	Knee Lifter Rock Lever 227781 with two each 202451 and 202452
227783	11125	Knee Lifter Rock Lever 227782 with 202985 and 227784
202453	11125	Knee Lifter Rock Lever Knee Plate with 200526c
202985	—	Knee Lifter Rock Lever Knee Plate 202453 with 202455
202455	11125	Knee Lifter Rock Lever Knee Plate Arm (short)
200522c	12319	Knee Lifter Rock Lever Knee Plate Arm Set Screw

No.	Plate	Name
200526c	12319	Knee Lifter Rock Lever Knee Plate Set Screw
202451	11125	Knee Lifter Rock Lever Lug with two wood screws $\frac{3}{4}$ in., No. 13H
202452	12319	Knee Lifter Rock Lever Lug Hinge Pin
227784	11125	Knee Lifter Rock Lever Rod, 3 in. long, with 227785
*227785	—	Knee Lifter Rock Lever Rod Cap or Oil Guard
200529c	12319	Knee Lifter Rock Lever Rod Set Screw

(Other Knee Lifter parts are listed with parts of machine head).

FOR MACHINE No. 21w162

Same as for No. 21w52 with the following exceptions:

225181	—	Drip Pan with four wood screws $\frac{1}{2}$ in., No. 5, in place of 225191
--------	---	--

KNEE LIFTER

227781	11125	Knee Lifter Rock Lever with 200522c and 200529c
227782	—	Knee Lifter Rock Lever 227781 with two each 202451 and 202452
227787	—	Knee Lifter Rock Lever 227782 with 202203 and 227784, in place of 227783
202453	11125	Knee Lifter Rock Lever Knee Plate with 200526c
202203	—	Knee Lifter Rock Lever Knee Plate 202453 with 202454
202454	11125	Knee Lifter Rock Lever Knee Plate Arm (long)
200522c	12319	Knee Lifter Rock Lever Knee Plate Arm Set Screw
200526c	12319	Knee Lifter Rock Lever Knee Plate Set Screw
202451	11125	Knee Lifter Rock Lever Lug with two wood screws $\frac{3}{4}$ in., No. 13H...
202452	12319	Knee Lifter Rock Lever Lug Hinge Pin
227784	11125	Knee Lifter Rock Lever Rod, 3 in. long, with 227785

No.	Plate	Name
*227785	—	Knee Lifter Rock Lever Rod Cap or Oil Guard
200529c	12319	Knee Lifter Rock Lever Rod Set Screw

(Other Knee Lifter parts are listed with parts of machine head).

PRESSER FEET

202616	13047	Presser Foot, for shoe lining, used in place of Roller Presser
202803	13047	Presser Foot, used in place of Roller Presser
229088	13047	Presser Foot, for beading or top stitching, used in place of Roller Presser
229089	13047	Presser Foot (auxiliary), used in place of Roller Presser

ROLLER PRESSERS

No.	Plate	Name
201900	10169	Roller Presser, 1 $\frac{3}{4}$ in. diam., $\frac{1}{8}$ in. face (fine), with 200551F and 201534H
201901	10169	Roller Presser, 1 $\frac{3}{4}$ in. diam., $\frac{3}{32}$ in. face (fine), with 200551F and 201534H
201902	10169	Roller Presser, 1 $\frac{1}{2}$ in. diam., $\frac{1}{8}$ in. face (fine), with 200548F and 201534H
201903	10169	Roller Presser, 1 $\frac{1}{2}$ in. diam., $\frac{3}{32}$ in. face (fine), with 200548F and 201534H
201904	10169	Roller Presser, 1 $\frac{1}{4}$ in. diam., $\frac{5}{16}$ in. face (fine), with 200548F and 201534H
201905	10169	Roller Presser, 1 $\frac{1}{4}$ in. diam., $\frac{1}{4}$ in. face (fine), with 200548F and 201534H
201906	10169	Roller Presser, 1 $\frac{1}{4}$ in. diam., $\frac{3}{16}$ in. face (fine), with 200548F and 201534H
201907	10169	Roller Presser, 1 $\frac{1}{4}$ in. diam., $\frac{5}{32}$ in. face (fine), with 200548F and 201534H
201908	10169	Roller Presser, 1 $\frac{1}{4}$ in. diam., $\frac{1}{8}$ in. face (fine), with 200548F and 201534H
201909	10169	Roller Presser, $\frac{1}{2}$ in. diam., $\frac{3}{16}$ in. face (coarse), with 200551F and 201534H
201910	10169	Roller Presser, $\frac{1}{2}$ in. diam., $\frac{1}{8}$ in. face (coarse), with 200551F and 201534H
201911	10169	Roller Presser, 1 in. diam., $\frac{1}{8}$ in. face (coarse), with 200551F and 201534H
201912	10170	Roller Presser, 1 $\frac{1}{4}$ in. diam., $\frac{3}{32}$ in. face (fine), with 200548F and 201534H
201913	10170	Roller Presser, 1 $\frac{1}{4}$ in. diam., $\frac{1}{16}$ in. face (fine), with 200548F and 201534H
201914	10170	Roller Presser, $\frac{3}{8}$ in. diam., $\frac{1}{8}$ in. face (coarse), with 200551F and 201534H

THROAT PLATES

No.	Plate	Name
211334	13047	Throat Plate, 53 needle hole, for needle sizes 12 and 13, for 204302
211335	13047	Throat Plate, 50 needle hole, for needle sizes 14 and 15, for 204302
Nos. 211336 to 211338 are for glove work		
211336	12038	Throat Plate, 56 elongated needle hole, for needle sizes 12 and 13, for 204302
211337	12038	Throat Plate, 53 elongated needle hole, for needle sizes 14 and 15, for 204302
211338	12038	Throat Plate, 50 elongated needle hole, for needle sizes 16 and 18, for 204302
215905	13047	Throat Plate, 46 needle hole, for needle sizes 16 and 18, for 204302

OBSOLETE PARTS

*213604	—	Feed Driving Cam Fork Lever Slide Block with 200116c
*213605	—	Feed Driving Cam Fork Lever Slide Block
213606	13048	Feed Driving Cam Fork Lever Slide Block 213604 with 213605..
213650	14514	Feed Wheel complete, Nos. 200347c, 204313, 204315, 204337, 204338 and 213649
204306	12237	Feed Wheel Driver with 204189, 204307 and 204311
204307	—	Feed Wheel Driver Clutch
204313	14514	Feed Wheel Driver and Clutch complete, Nos. 200263F, 200266D, 201528F, 204306, 204308, 204310 and 204312

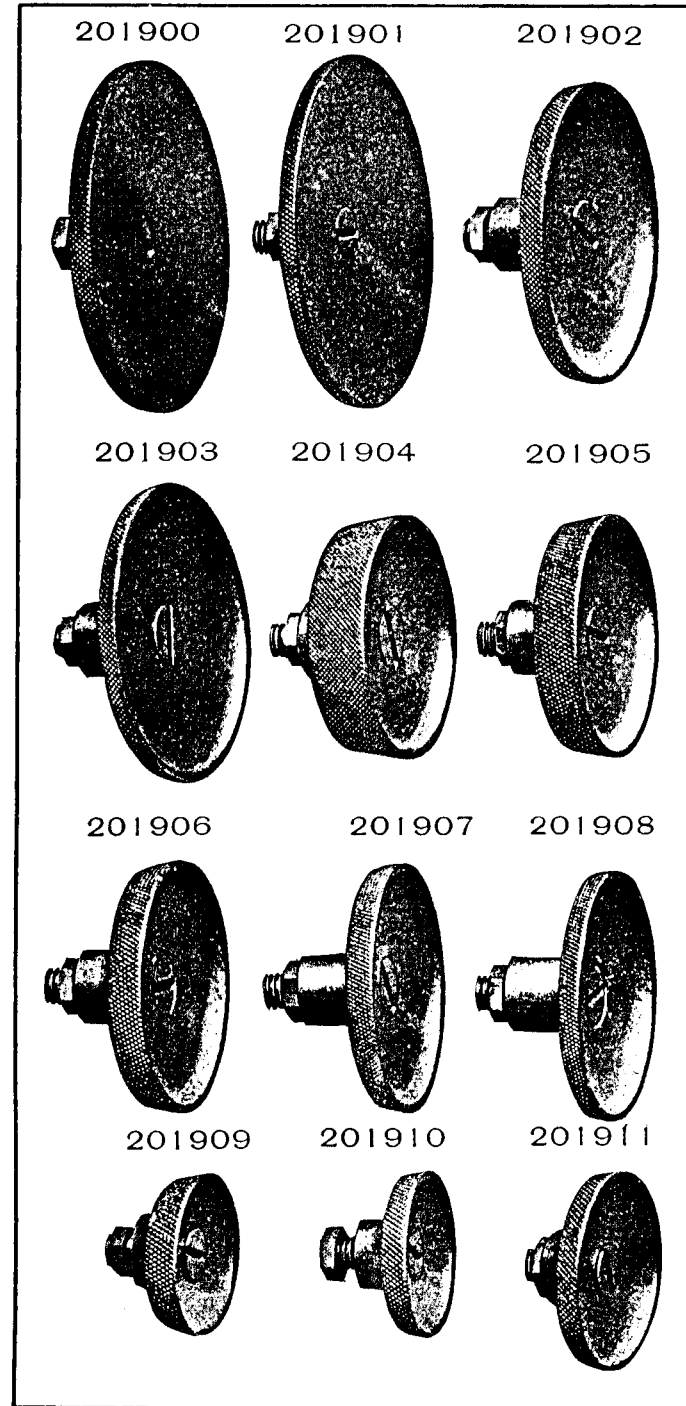




PLATE 10170—FULL SIZE

201912



201913



201914



201915



201916




201917




201918




201919




201920



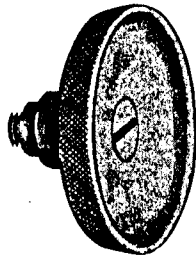
201921



201922



201923



201924


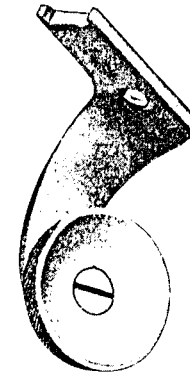


PLATE 10492—FULL SIZE

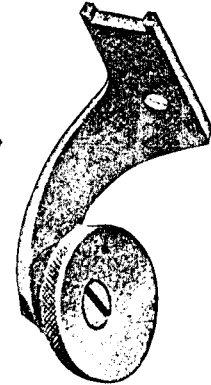
204578



204580



204582



204584



204586



204588




PLATE 11125 - ONE-FOURTH SIZE

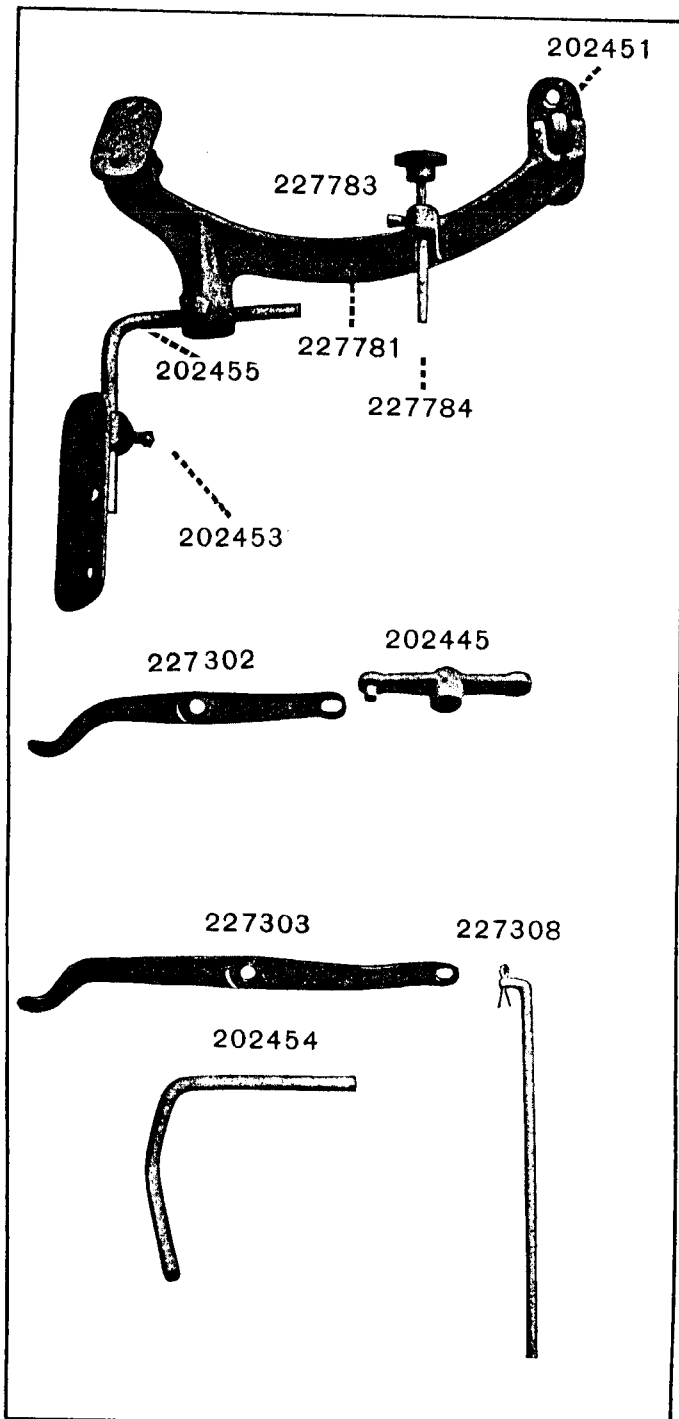


PLATE 12038 - FULL SIZE

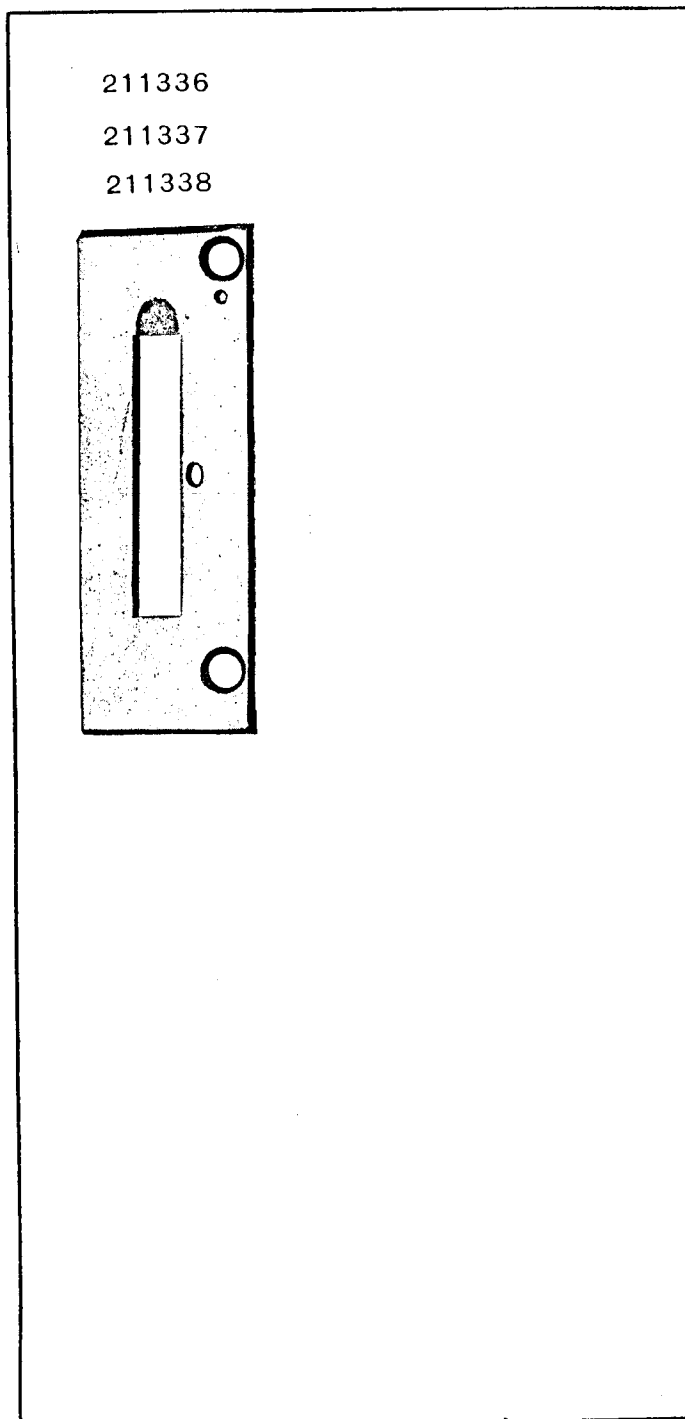


PLATE 12225—FULL SIZE

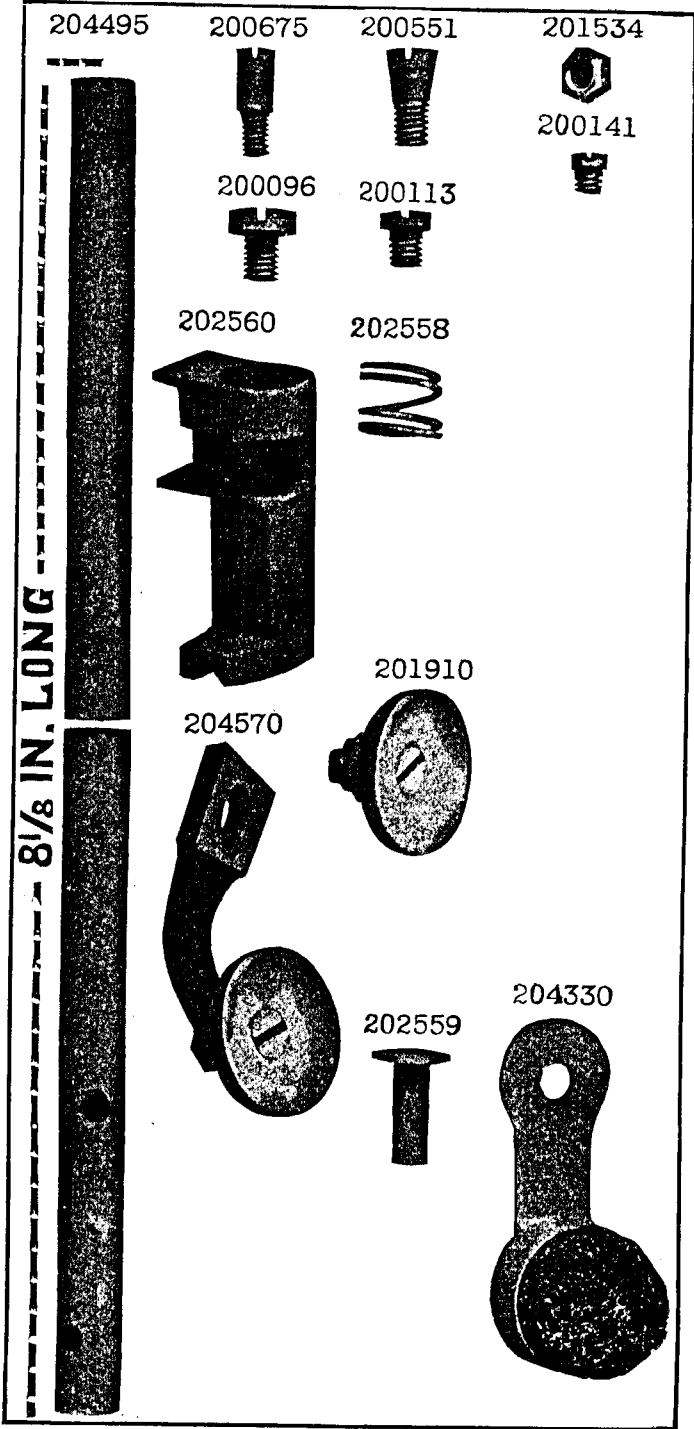


PLATE 12232—FULL SIZE

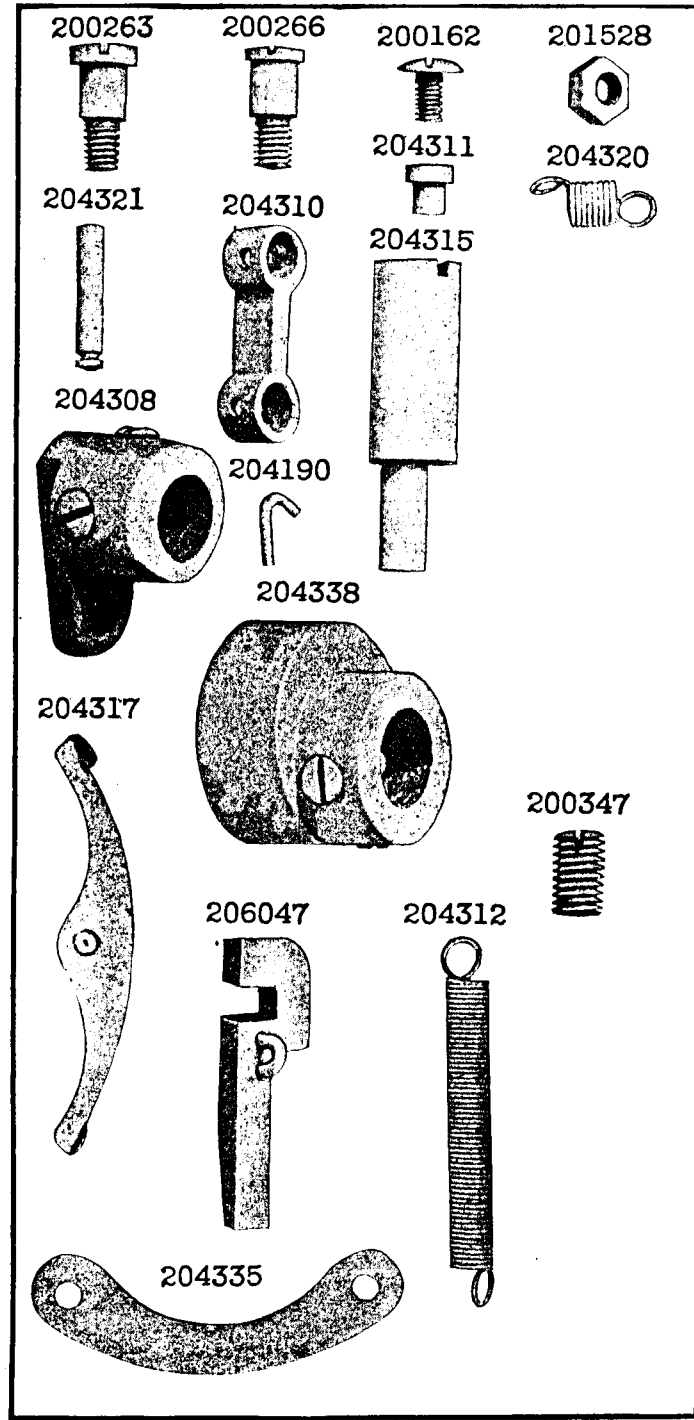


PLATE 12237—ONE-HALF SIZE

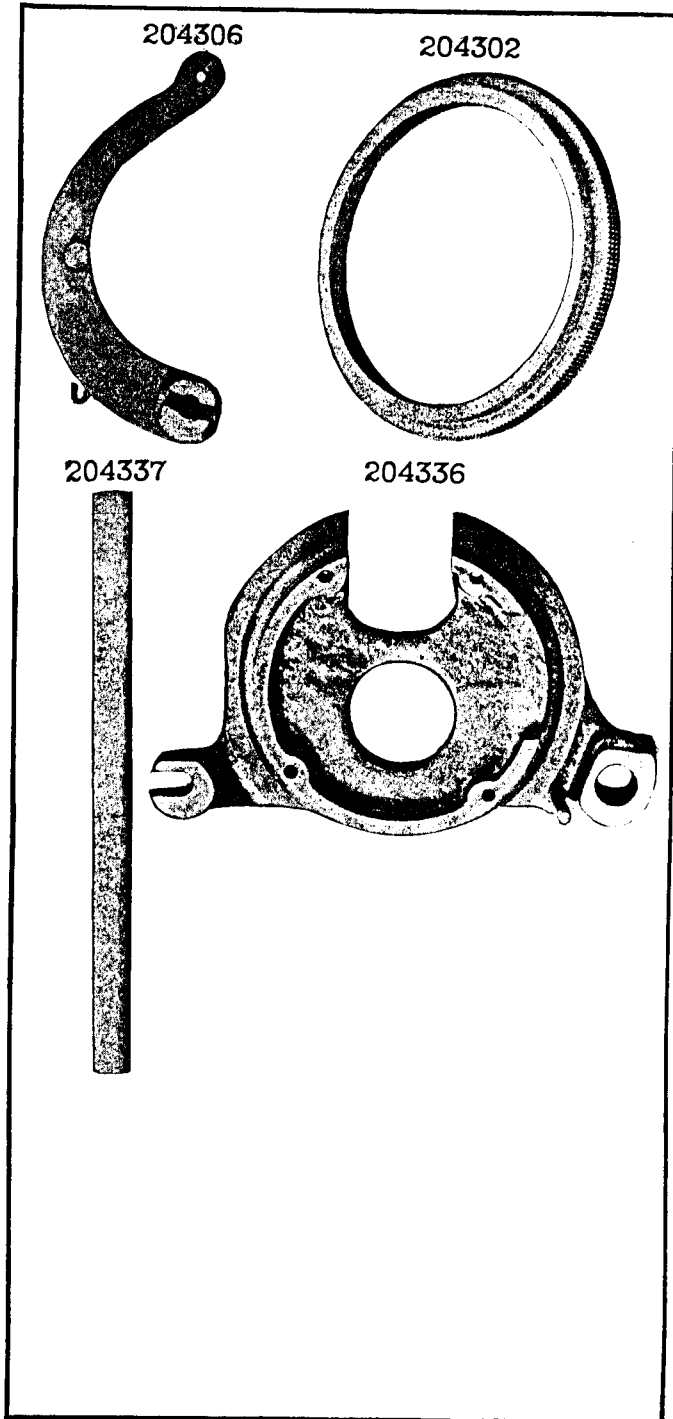


PLATE 12298—ONE-FOURTH SIZE

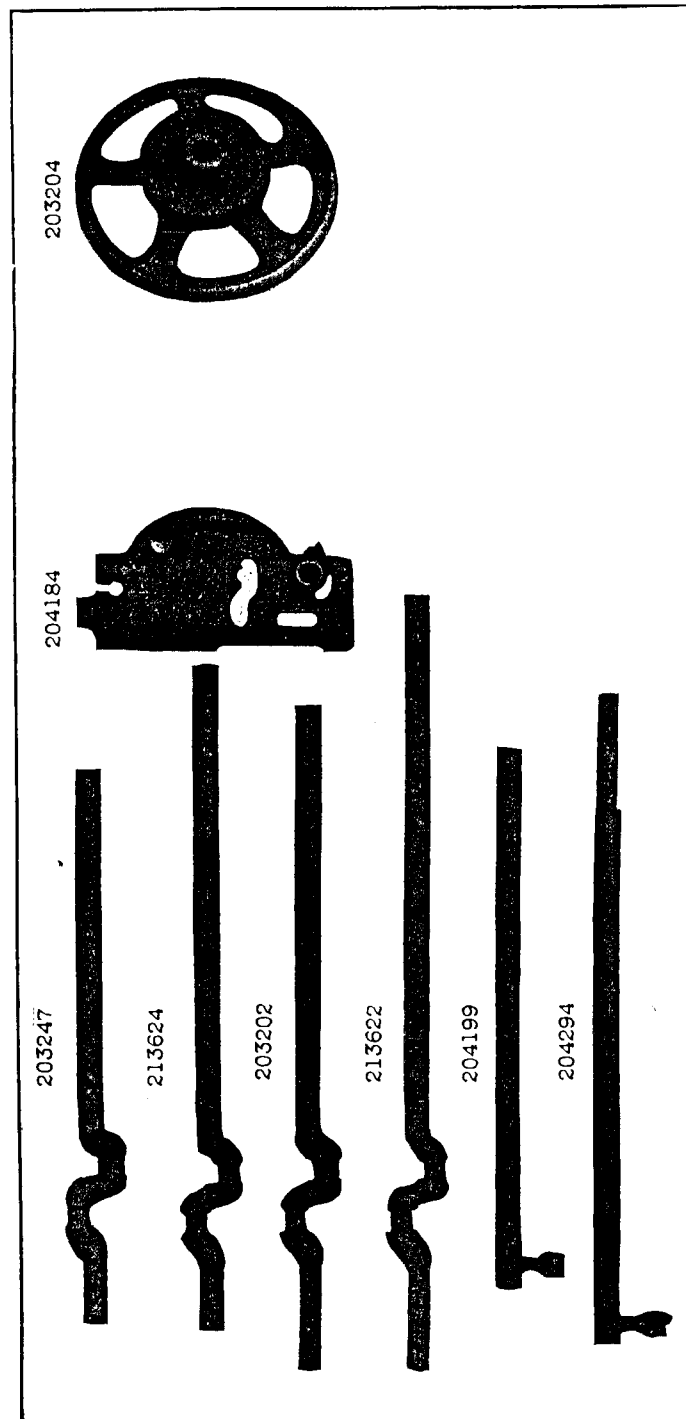


PLATE 12299—ONE-HALF SIZE

204193



203243 204440



203207




PLATE 12304—ONE-HALF SIZE

204247




204705




203268




203248



204198



204207



204192




PLATE 12305—FULL SIZE

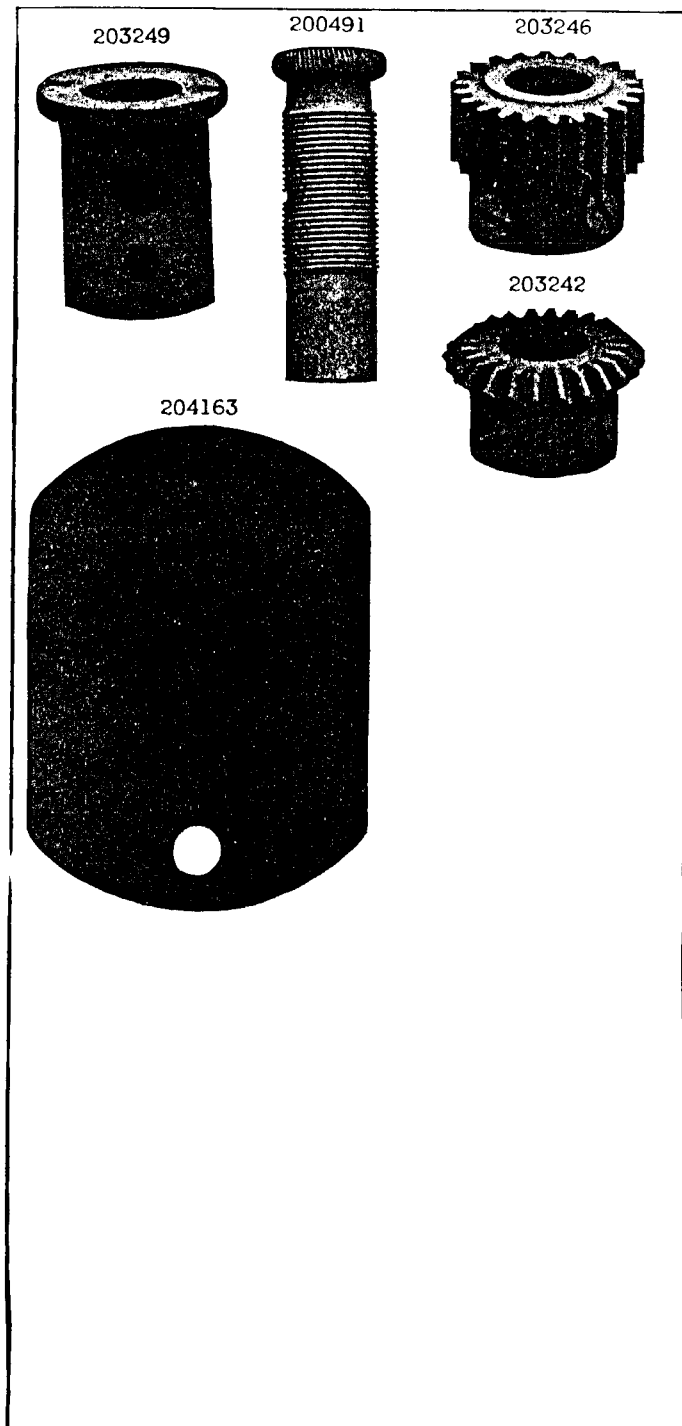


PLATE 12306—FULL SIZE

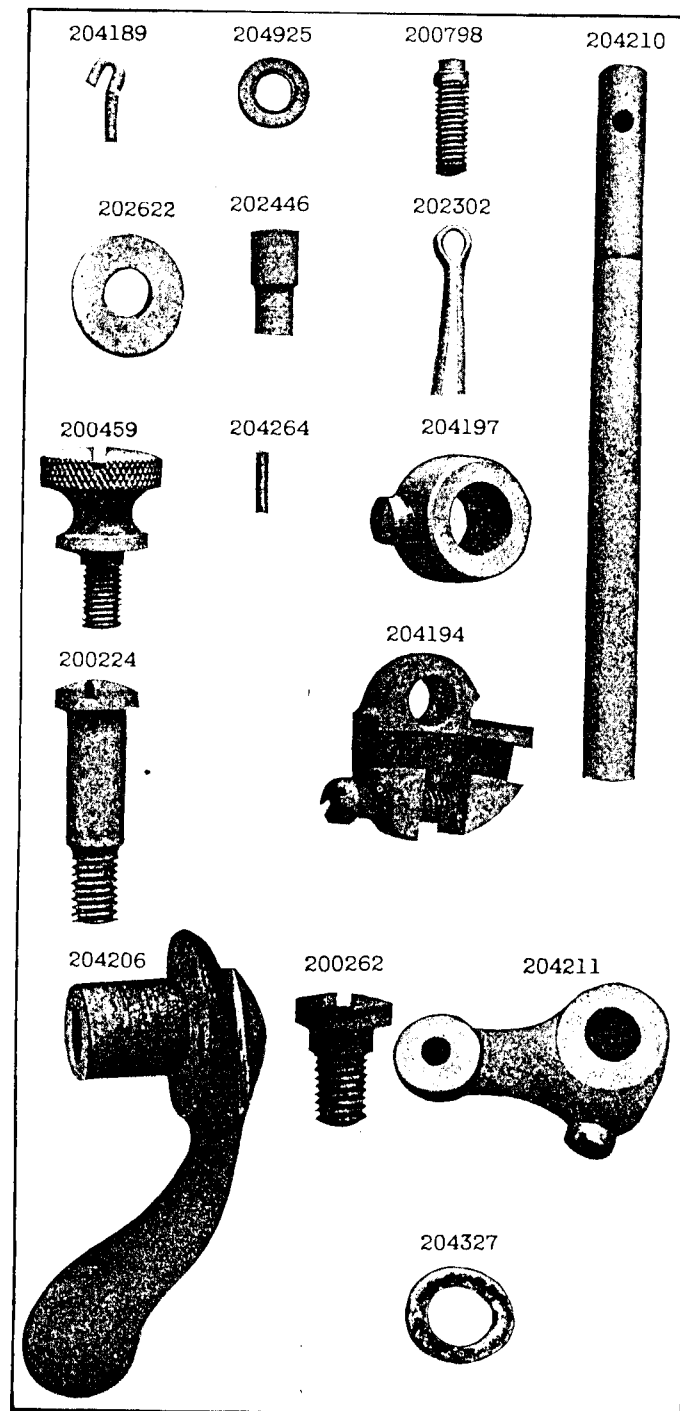


PLATE 12307—FULL SIZE




PLATE 12308—FULL SIZE

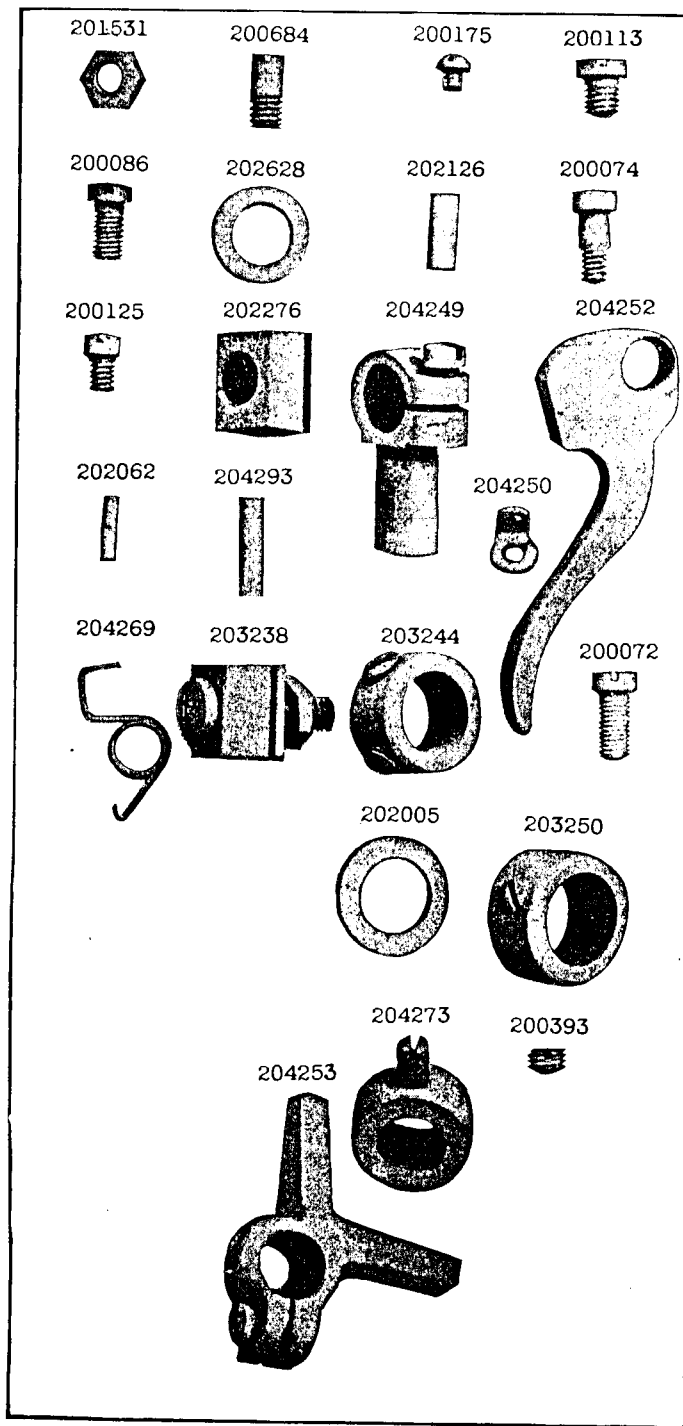


PLATE 12309 -FULL SIZE

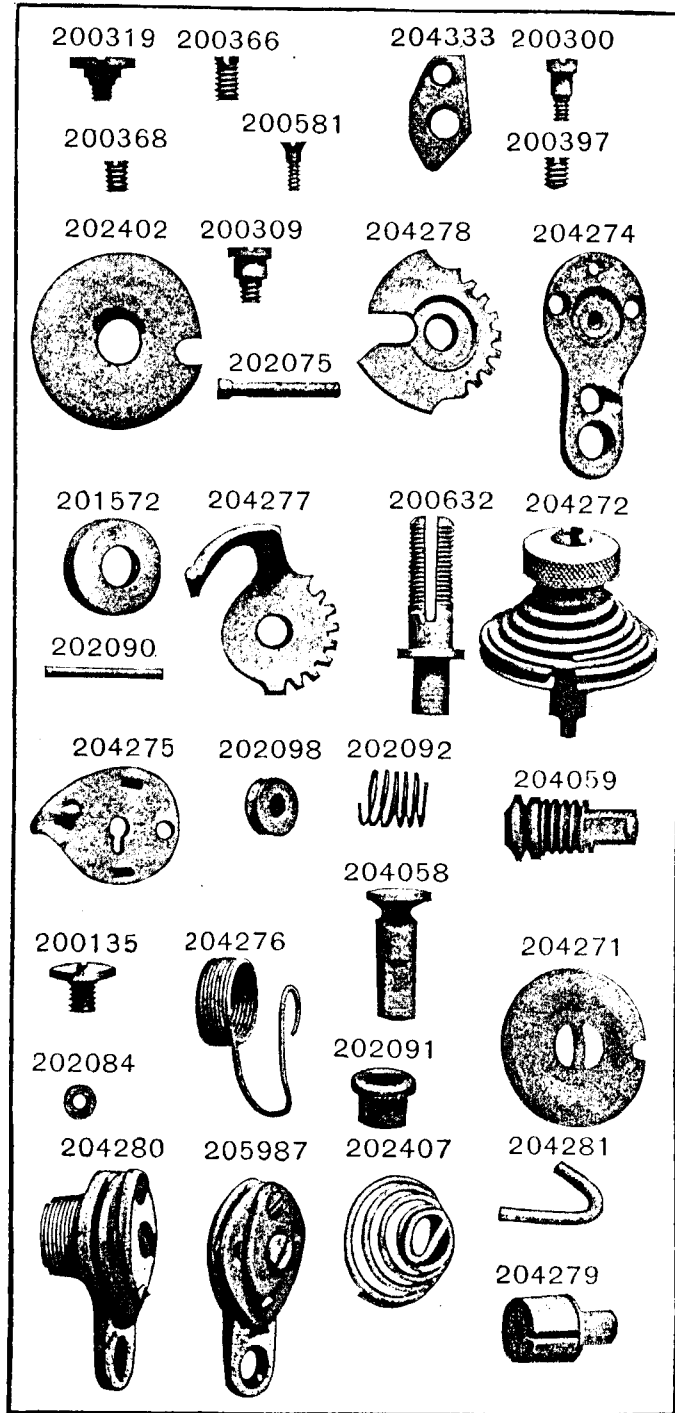


PLATE 12310 -FULL SIZE




PLATE 12311—FULL SIZE

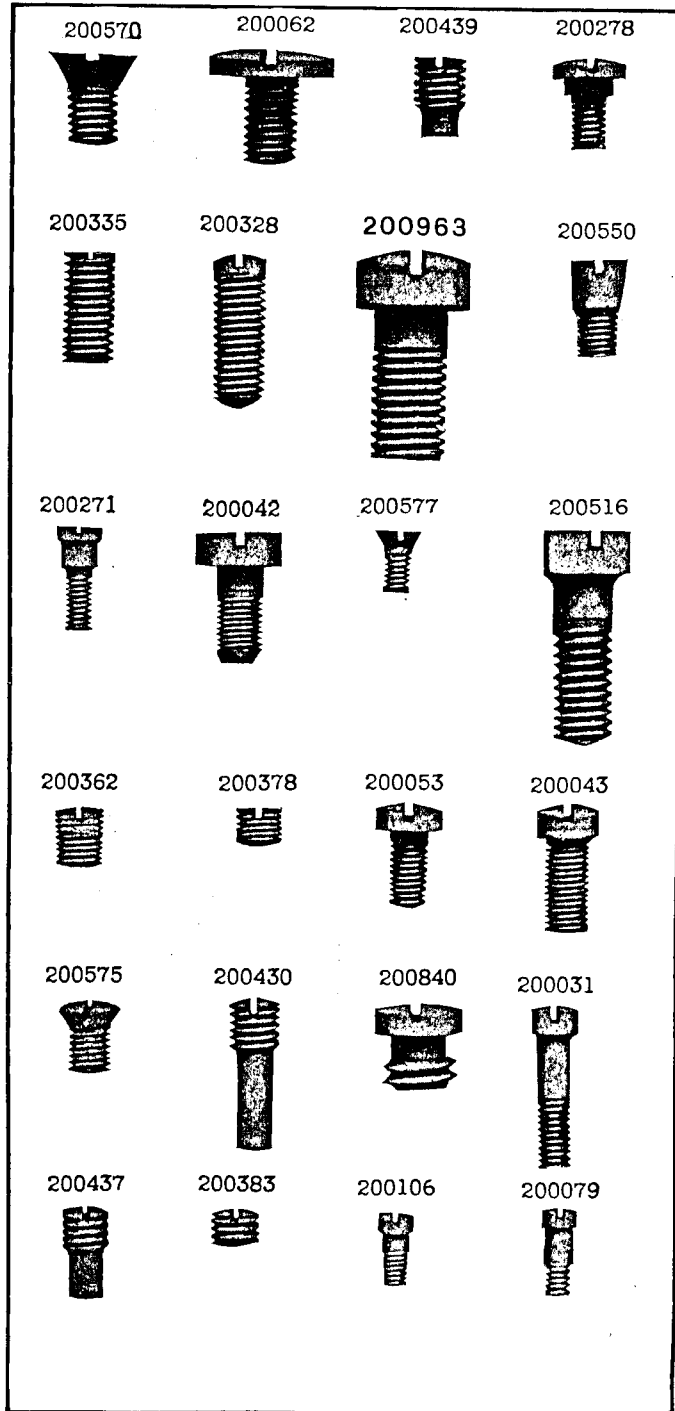


PLATE 12315—ONE-HALF SIZE

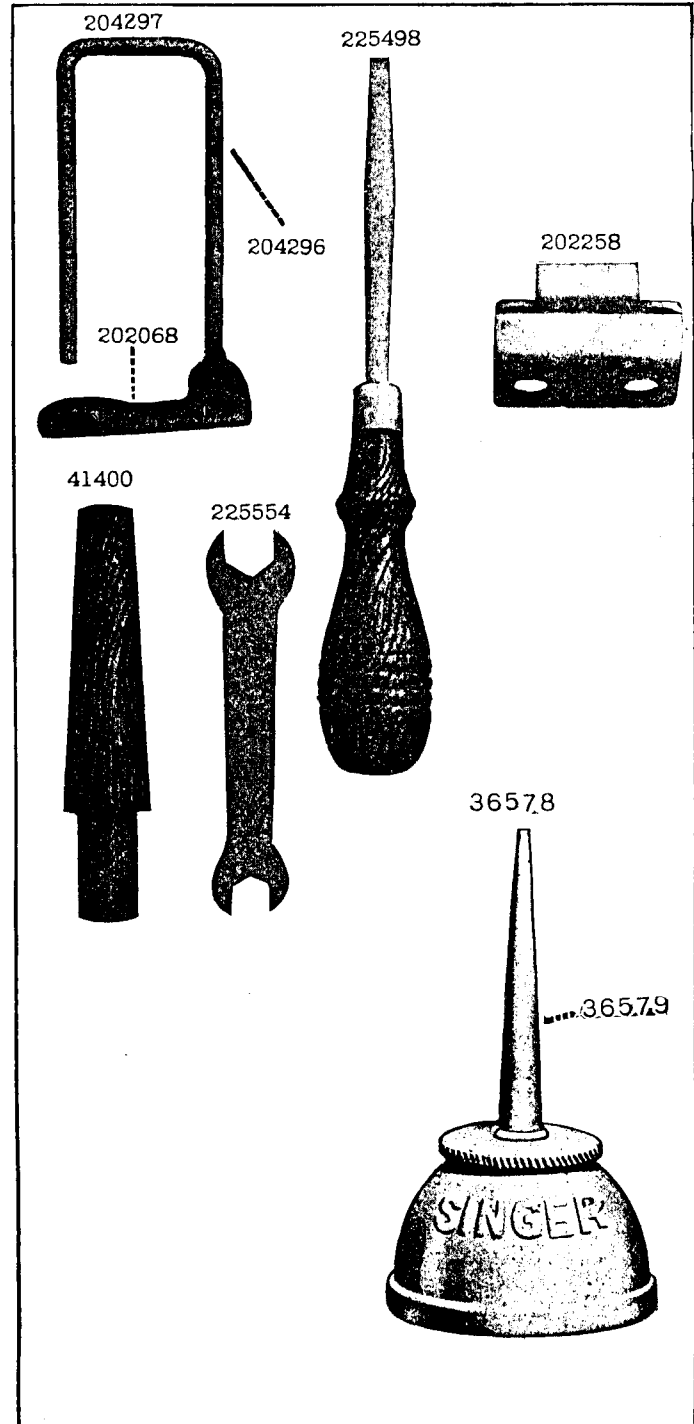


PLATE 12319 - FULL SIZE

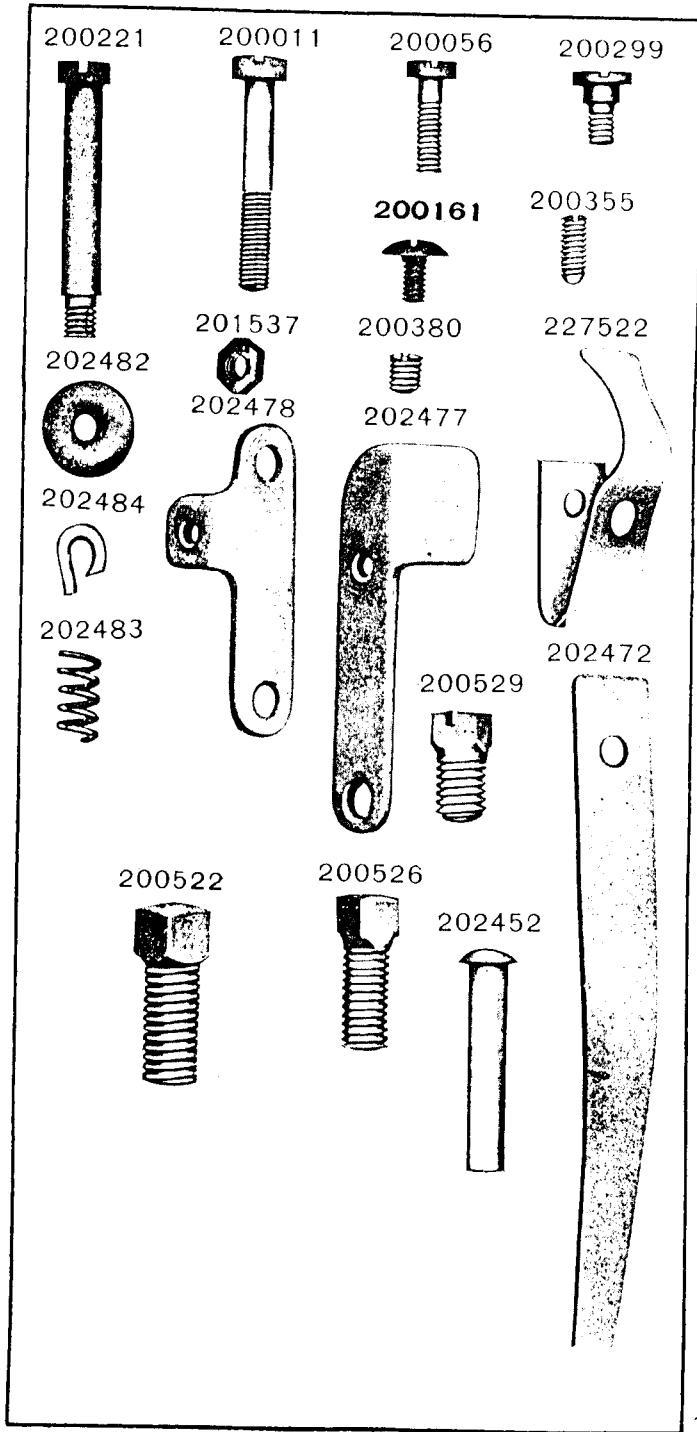


PLATE 12320 - ONE-HALF SIZE

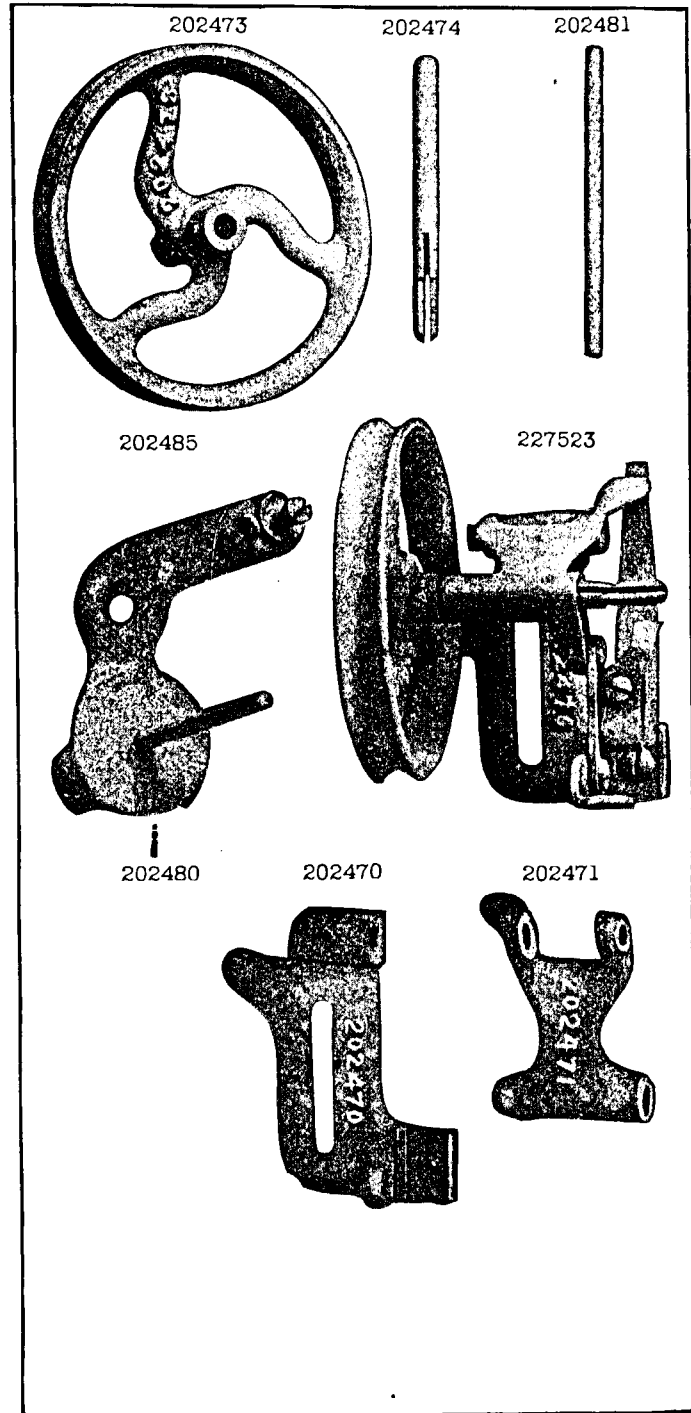


PLATE 12393—FULL SIZE

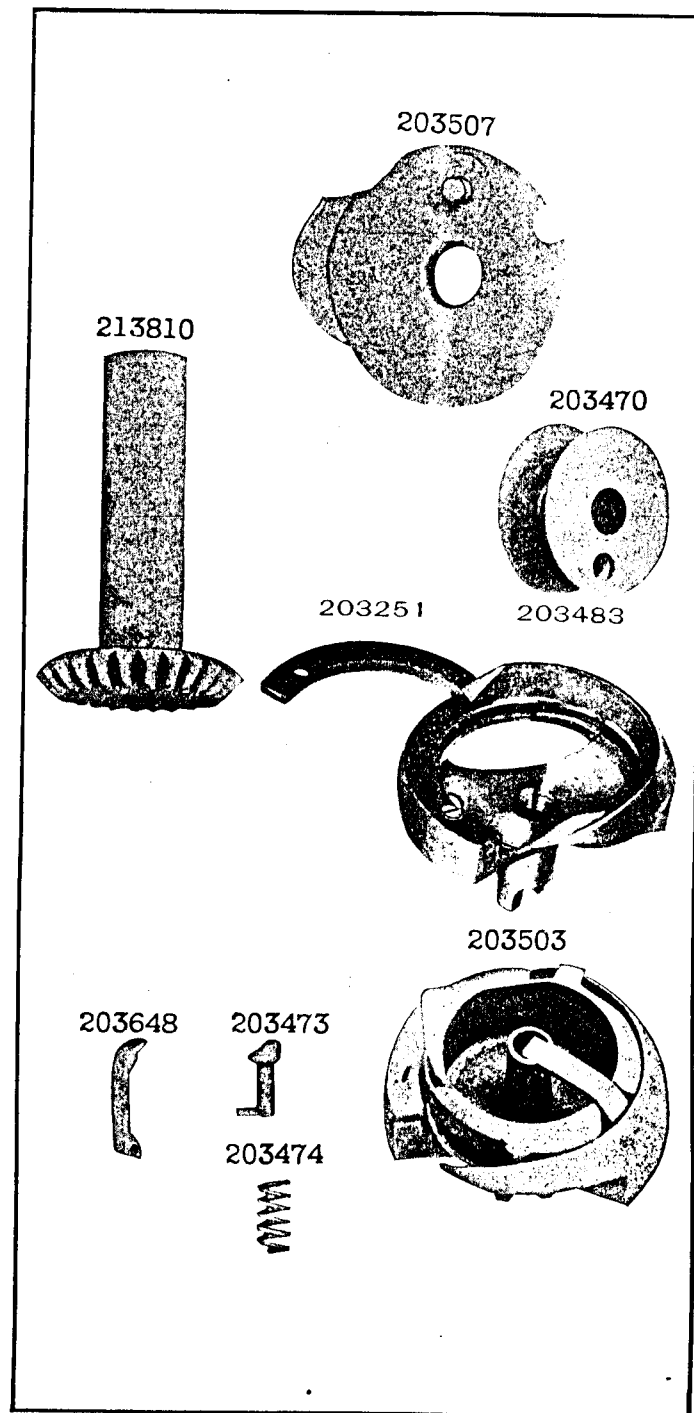


PLATE 12394—FULL SIZE

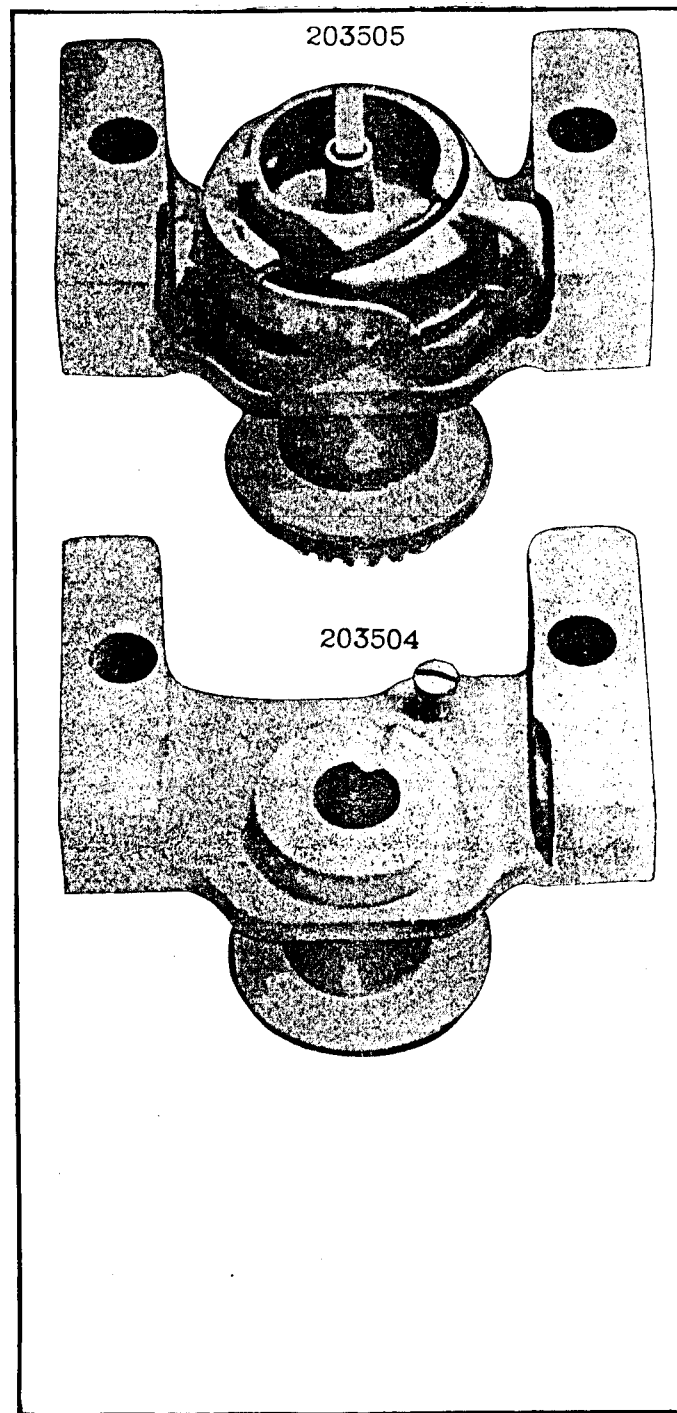



PLATE 13045—FULL SIZE


213006



213141



204258



200548



203214



204235



200382



201253



200984



200594




201376



PLATE 13046—ONE-HALF SIZE

203329



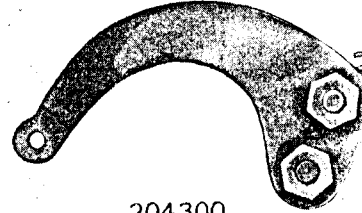
208613



225497



223010



204300

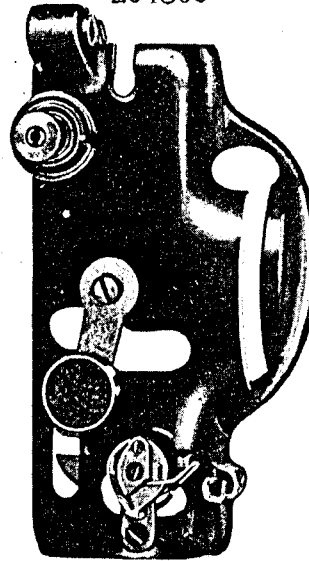



PLATE 13047—FULL SIZE

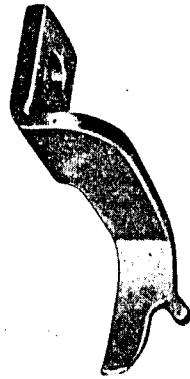
211334
211335
215905



229089



229088



202803



202616

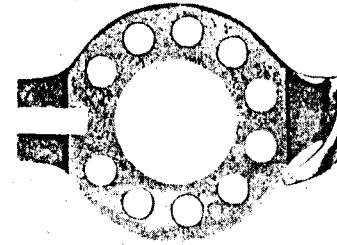


PLATE 13048—FULL SIZE

225487




203499




213606



203500



203506



201209



201515



200555



202413



200157



203478



201534



200552



200534



200116

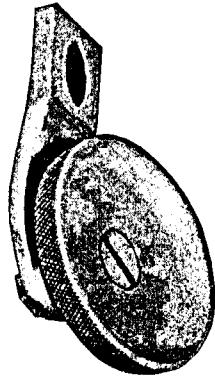


200688

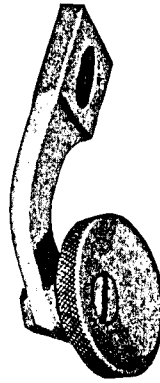


PLATE 14305—FULL SIZE


204567




204570



204572



204574



229798


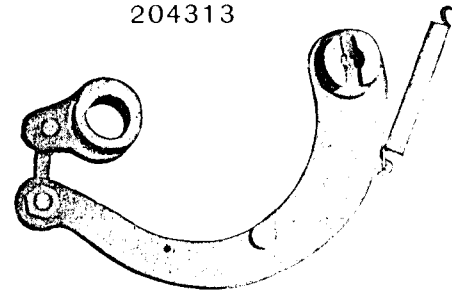


PLATE 14514—ONE-HALF SIZE

204313



204337



204338



213650

213649

