

SINGER
22W20,W112

LIST OF PARTS



MACHINES Nos. 22w20 and 22w112

Instructions for Ordering

In ordering from this list, use **ONLY** the **PART** number in the **FIRST** column.

The number stamped on a Sewing Machine Part is the number of the Single Part only, except when the part includes Set Screws, Clamping Screws, Studs and Rollers Spun on, Small Wires riveted, or Parts soldered together, etc., which it is necessary to furnish in combination.

Every combination of parts sent out has its specific number which, although not stamped on Parts (except in above cases) must be used when ordering the combination.

Each number always indicates the **SAME PART** in whatever list it appears, or for whatever Machine.

The letters after some of the numbers indicate the style of finish only, as follows:

- A. Hardened, Polished and Plated.
- B. Polished and Plated.
- C. Hardened only.
- D. Polished only.
- E. Soft, not polished.
- F. Hardened and Polished.
- H. Blued.

These letters **MUST BE USED** when they appear in the list and **AFTER** the number, as in the list.

In this series

200001 to 201500 are Screw Numbers.

201501 to 201800 are Nut Numbers.

201801 to 202000 are Roller Numbers.

202001 and upward are numbers of Machine Parts.


The figures in the second column refer only to the plate in which the illustration of the part is shown and are **NOT TO BE USED** in ordering.

Two or more numbers over a cut indicate that the difference between such parts is not visible in an illustration.

Parts marked with an asterisk (*) are furnished only when repairs are made at the factory.

LIST OF PARTS COMPLETE

FOR



MACHINE No. 22w20

DROP FEED

For Overalls, Duck Coats, Canvas, Etc.

In gauges from $\frac{1}{8}$ to $\frac{3}{4}$ inch.

No.	Plate	Name
*204161	—	Arm with 200439c, 202036 and 204705
204163	12305	Arm Cap
200278H	12311	" " Screw
202248	13207	" " Washer
200963E	12311	" Screw (3)
202005	12308	" " Washer (3)
203202	12333	" Shaft
204705	12334	" " Bushing (front)
200439c	12311	" " " Position Screw
204440	12333	" " Connection with four 200054E (2)
200054E	12307	Arm Shaft Connection Screw
202299	—	" " Oil Packing (wick) (2)
204805	12333	Balance Wheel, 5 $\frac{1}{2}$ in. diam. (belt groove 3 in. diam.), with 200328c and 200335c
200062H	12311	Balance Wheel Adjusting Screw
200328c	12311	" " Position Screw

INDEX

	PAGE
ACCESSORIES	17
BOBBIN WINDER	17
FEED DOGS	21
KNEE LIFTER	18, 19
LAP SEAM FELLER	25
MACHINE No. 22w20	7
" " 22w112	16
NEEDLE HOLDERS	22
NUMERICAL LIST OF PARTS	27
OBSOLETE PARTS	25
PRESSER FEET	22
THREAD UNWINDER	19
THROAT PLATES	23

No.	Plate	Name
200335c	12311	Balance Wheel Set Screw
*203300	—	Bed with 202062, 203248, 203249, two each 200362c, 200516E, 200840E and 202299
202258	12345	Bed Hinge Connection (2)
200570E	12311	" " " Screw (4)
203329	11886	" Slide (back)
203301	12334	" " (front)
203208	12312	Bobbin (2)
203210	12312	" Case Base with 202056, 203211 to 203213 and 203216
203211	12312	Bobbin Case Base Latch
*202056	—	" " " " Pin
203212	12312	" " " " Plunger ..
203213	12312	" " " " Spring ..
203209	12312	" " Cap with 200984c, 203214, 203215 and two 200594c..
203214	12312	Bobbin Case Tension Spring
200984c	12312	" " " " Regulat- ing Screw
200594c	12312	Bobbin Case Tension Spring Screw
203215	12312	" " Thread Guide
200594c	13212	" " " " Screw ..
203216	12312	" " Washer (cloth)
203217	12312	Bobbin Case complete, Nos. 203209 and 203210
204533	12333	Face Plate with 200366H, 204730, two each 200368H, 202090, 204281 and three 200397H
200053c	12311	Face Plate Screw
204730	12331	" " Thread Guide
200397H	12309	" " " " Set Screw
204874*	12333	Face Plate complete, Nos. 200135c, 200139c, 200577H, 204277 to 204280, 204533, 204555, two each 200309E, 204059 and 204272
203303	12334	Feed Bar with 204189
203309	—	" " 203303 with 200214E, 201525E and 204200
200214E	12331	Feed Bar Hinge Screw
201525E	12331	" " " " Nut
214424	12331	Feed Bar Spring
204189	12306	" " " Hook
211904	12086	" Dog, for 212091
211289	11892	" " " 211735
211680	12093	" " " 211678
211684	12093	" " " 211683
211729	12100	" " " 211727
200106E	12311	" " Screw (2)

No.	Plate	Name
200075E	11891	Feed Dog Support Screw
201535E	11891	" " " " Nut
203233	12305	" Driving Cam with 200382c and 200437c
204192	—	Feed Driving Cam Fork Lever with 204195 and 204293
204193	12334	Feed Driving Cam Fork Lever Con- nection with 200668c and 201525E
204194	12306	Feed Driving Cam Fork Lever Con- nection Clamp with 200031F
200031F	12311	Feed Driving Cam Fork Lever Con- nection Clamp Pinch Screw
200668c	12331	Feed Driving Cam Fork Lever Con- nection Clamp Screw Stud
201525E	12331	Feed Driving Cam Fork Lever Con- nection Clamp Screw Stud Nut..
200002E	12332	Feed Driving Cam Fork Lever Con- nection Hinge Screw
201522c	12332	Feed Driving Cam Fork Lever Con- nection Hinge Screw Nut
*204195	—	Feed Driving Cam Fork Lever Shaft
204197	12306	Feed Driving Cam Fork Lever Shaft Collar with 200113F
200113F	12308	Feed Driving Cam Fork Lever Shaft Collar Set Screw
204293	12308	Feed Driving Cam Fork Lever Shaft Position Pin
204196	12307	Feed Driving Cam Fork Lever Shaft Sleeve (split)
200043c	12311	Feed Driving Cam Fork Lever Shaft Sleeve Set Screw
201524E	12332	Feed Driving Cam Fork Lever Shaft Sleeve Set Screw Nut
204198	12334	Feed Driving Cam Fork Lever com- plete, Nos. 204192 and 204194 ..
200437c	12311	Feed Driving Cam Position Screw
200382c	11891	" " " " Set Screw
204199	12333	" " Rock Shaft
206554	—	" " " " 204199 with 200002E, 201522E and 204193
202305	12307	Feed Driving Rock Shaft Center (2)
200043c	12311	" " " " " Set Screw (2)
204200	12305	Feed Driving Rock Shaft Crank with 204189 (on left side) and two 200383c
200383c	12311	Feed Driving Rock Shaft Crank Set Screw

No.	Plate	Name
203235	12308	Feed Lifting Cam with 202126
204202	12308	" " " Fork with 200027E
200027E	12332	" " " " Pinch Screw
202126	12308	" " " " Position Pin . . .
200045E	12332	" " " " Screw
203305	12334	" " " " Rock Shaft
203315	12334	" " " " 203305 with 203238
202305	12307	Feed Lifting Rock Shaft Center (2)
200043C	12311	" " " " " Set Screw (2)
202276	12308	Feed Lifting Rock Shaft Slide Block
203238	12308	" " " " " " " 202276 with 200243E and 201531E
200243E	12332	Feed Lifting Rock Shaft Slide Block Hinge Screw
201531E	12308	Feed Lifting Rock Shaft Slide Block Hinge Screw Nut
204206	12306	Feed Regulating Handle
204207	12334	" " " " 204206 with 200098E, 202622, 204208 to 204210, 204213 and 204925
204208	12307	Feed Regulating Handle Adjustable Stop
200098E	12307	Feed Regulating Handle Adjustable Stop Screw
204925	12306	Feed Regulating Handle Adjustable Stop Screw Washer
204209	12307	Feed Regulating Handle Position Pin
204210	12306	Feed Regulating Handle Shaft
204211	12306	" " " " " Crank with 200098E
204212	12307	Feed Regulating Handle Shaft Crank Link
200271E	12311	Feed Regulating Handle Shaft Crank Link Hinge Screw (lower)
200291E	12307	Feed Regulating Handle Shaft Crank Link Hinge Screw (upper)
200098E	12307	Feed Regulating Handle Shaft Crank Set Screw
204213	12307	Feed Regulating Handle Shaft Sleeve (split)
200362C	12311	Feed Regulating Handle Shaft Sleeve Set Screw
202622	12306	Feed Regulating Handle Shaft Sleeve Washer
202036	12332	Feed Regulating Handle Stop Pin

No.	Plate	Name
204214	-----	Feed Regulating Handle complete, Nos. 200291E, 204207, 204211 and 204212
*203239	- - -	Hook (sewing)
203240	12312	" 203239 with 201253E, 201376E and 203251
203290	12312	Hook and Bobbin Case complete, Nos. 203217 and 203240
203241	12312	Hook Bevel Gear Socket, 24 teeth..
200555H	11007	" " " " " Screw
203242	11007	" " " " Pinion, 24 teeth, with two 200383C (2)
200383C	12311	Hook Bevel Pinion Set Screw
203306	12333	" Counter Shaft
203244	11007	" " " " Collar with two 200393C
200393C	11007	Hook Counter Shaft Collar Set Screw
203245	11007	Hook Counter Shaft Driving Gear, 44 teeth, with 200362C and 200439C
213154	12305	Hook Counter Shaft Driving Gear 203245 with 200045E and 203235
200439C	12311	Hook Counter Shaft Driving Gear Position Screw
200362C	12311	Hook Counter Shaft Driving Gear Set Screw
203246	11007	Hook Counter Shaft Gear, 22 teeth, with two 200383C
200383C	12311	Hook Counter Shaft Gear Set Screw
202299	-----	" " " " Oil Packing (wick)
200840E	11007	Hook Counter Shaft Oil Packing (wick) Stop Screw
203247	12333	Hook Driving Shaft
203248	12334	" " " " Bearing with 202299
202299	---	Hook Driving Shaft Bearing Oil Packing (wick)
202126	12308	Hook Driving Shaft Bearing Posi- tion Pin
200516E	12311	Hook Driving Shaft Bearing Screw
203249	11007	" " " " Bushing (eccen- tric)
202299	---	Hook Driving Shaft Bushing Oil Packing (wick)
200362C	12311	Hook Driving Shaft Bushing Set Screw

No.	Plate	Name
213141	11891	Hook Driving Shaft Collar with two 200393c
200393c	11007	Hook Driving Shaft Collar Set Screw
203251	12312	Hook Gib
201376F	11891	" " Hinge Screw
201253F	12312	" " Screw
203307	12335	" Saddle (left or right) with 202299
202299	—	Hook Saddle Oil Packing (wick) ..
200006E	11007	" " Screw (4)
225585	11007	" " Washer (4)
203254	12312	" Washer
203308	12335	Hook Saddle (left or right) complete, Nos. 200555H, 203241, 203254, 203290 and 203307
203462	—	Hook Saddle Combination (left and right) complete, Nos. two 203308
202445	11125	Knee Lifter Connection Lever with 202446
227311	—	Knee Lifter Connection Lever 202445 with 200224H, 200262H, 227302 and 227308
200224H	12306	Knee Lifter Connection Lever Hinge Screw
227308	11125	Knee Lifter Connection Lever Lifting Rod with 202302
202302	12306	Knee Lifter Connection Lever Lifting Rod Cotter Pin
202446	12306	Knee Lifter Connection Lever Pin
227302	11125	" " Lifting Lever
200262H	12306	" " " " Hinge Screw
231390	11886	Needle Bar (hollow)
204248	12307	" " Connecting Link
200658c	12307	" " " " Hinge Screw Stud
201519c	12307	Needle Bar Connecting Link Hinge Screw Stud Nut
204249	12308	Needle Bar Connecting Stud with 200072c and 202277
202277	—	Needle Bar Connecting Stud Oil Packing (wick)
200072c	12308	Needle Bar Connecting Stud Pinch Screw
204326	—	Needle Bar Packing Cord (2)
200504E	12331	" " Screw Bushing (lower)
200503B	12331	" " " " (upper)

No.	Plate	Name
231383	11891	Needle Holder, in gauges from $\frac{3}{8}$ to $\frac{1}{2}$ in., in steps of $\frac{1}{32}$ in., with 201030F and two 200141F
231385	11891	Needle Holder, in gauges from $\frac{1}{2}$ to $\frac{3}{4}$ in., in steps of $\frac{1}{32}$ in., with 201030F and two 200141F
201030F	11891	Needle Holder Screw
200141F	12332	" Set Screw
204251	12334	Presser Bar (hollow) with 200074F
204252	12308	" " Lifter
200550c	12311	" " " Hinge Screw
204253	12308	" " Lifting Bracket with 200086c
200086c	12308	Presser Bar Lifting Bracket Pinch Screw
204254	12307	Presser Bar Lifting Bracket Position Guide
200362c	12311	Presser Bar Lifting Bracket Position Guide Set Screw
204327	12306	Presser Bar Packing Washer (felt)
200504E	12331	" " Screw Bushing (lower)
204258	11891	" " Spring (heavy)
200491B	12305	" " Thumb Screw (pressure regulating)
230795	11891	Presser Foot Hinge Pin
229171	—	" " Plate, for 229172
229173	—	" " " " 229174
229175	—	" " " " 229176
229177	—	" " " " 229178
229179	—	" " " " 229180
200074F	12308	" " Screw
202923	—	" " Shank
229172	13083	Presser Foot (hinged) complete, 38 needle hole, in gauges from $\frac{3}{8}$ to $\frac{7}{8}$ in., in steps of $\frac{1}{32}$ in., Nos. 202923, 229171 and 230795
229174	13083	Presser Foot (hinged) complete, 38 needle hole, in gauges $\frac{1}{2}$, $\frac{3}{4}$, $\frac{1}{2}$ and $\frac{7}{8}$ in., Nos. 202923, 229173 and 230795
229176	13083	Presser Foot (hinged) complete, 38 needle hole, in gauges $\frac{1}{2}$, $\frac{1}{2}$, $\frac{1}{2}$ and $\frac{7}{8}$ in., Nos. 202923, 229175 and 230795
229178	13083	Presser Foot (hinged) complete, 38 needle hole, in gauges $\frac{1}{2}$ and $\frac{3}{4}$ in., Nos. 202923, 229177 and 230795

No.	Plate	Name
229180	13083	Presser Foot (hinged) complete, 38 needle hole, in gauges $\frac{31}{8}$, $\frac{11}{8}$, $\frac{33}{8}$ and $\frac{7}{8}$ in., Nos. 202923, 229179 and 230795
212920	—	Take-up Cam with 200335c and 200430c
203268	12334	Take-up Cam 212920 with 200383c, 200658c and 201519c
203172	12307	Take-up Cam Friction Washer
200430c	12311	" " Position Screw
200383c	12311	" " " " Check Screw
200335c	12311	Take-up Cam Set Screw
204553	12331	" Lever
206601	—	" " 204553 with 204263
204263	12331	" " Bearing with 204264
204264	12306	" " " Position Screw
200042F	12311	" " " Screw
201816	12307	" " Roller
204554	12331	Take-up Lever complete, Nos. 200042F, 201816 and 206601
202402	12309	Tension Disc
202090	12309	" " Position Pin
204555	12332	" Release Lever
200309E	12309	" " " Screw
202075	12309	" " Plunger
215609	—	" " Slide
204268	12331	" " " 215609 with 204269
204269	12308	Tension Release Slide Spring
202407	10881	" Spring
200632B	12309	" Stud
200397H	12309	" Set Screw
201572B	10881	" Thumb Nut
204271	12309	" Washer
204272	12309	Tension complete, Nos. 200632B, 201572B, 202075, 202407, 204271 and two 202402
204273	12308	Thread Controller Adjusting Collar with 200684H (for Presser Bar)
200684H	12308	Thread Controller Adjusting Collar Screw
204274	12309	Thread Controller Plate
200577H	12311	" " " Screw
202098	12309	" " Roller
204275	12309	" " " Guard
202084	12309	" " " Washer
200300c	12309	" " " Screw
204276	12309	" " Spring
204333	12309	" " " Guard

No.	Plate	Name
200581H	12309	Thread Controller Spring Guard Screw
204277	12309	Thread Controller Spring Stop
204278	12309	" " " " Driving Gear
200319c	12309	Thread Controller Spring Stop Driving Gear Hinge Screw
200135c	12309	Thread Controller Spring Stop Screw
204279	12309	Thread Controller Spring Stud with 204925
200366H	11891	Thread Controller Spring Stud Set Screw
204925	12306	Thread Controller Spring Stud Washer
205987	12309	Thread Controller complete, Nos. 200300c, 200581H, 202084, 202098, 204274, 204275 and 204333
204280	12309	Thread Controller and Spring complete, Nos. 204276 and 205987
203313	12331	Thread Guide
204556	12331	" "
204281	12309	" Retainer Guide Wire
202091	12309	" " Sleeve
202092	12309	" " Spring
204058	12309	" " Stud
200368H	12309	" " " Set Screw
204059	12309	Thread Retainer complete, Nos. 202091, 202092 and 204058
212091	11892	Throat Plate, 46 needle hole, for needle sizes 16 and 18, in $\frac{3}{8}$ in. gauge, for 211904
211727	11893	Throat Plate, 46 needle hole, for needle sizes 16 and 18, in gauges $\frac{3}{8}$ and $\frac{7}{8}$ in., for 211729
211735	12101	Throat Plate, 40 needle hole, for needle sizes 20 and 22, in gauges from $\frac{1}{4}$ to $\frac{3}{8}$ in., in steps of $\frac{1}{16}$ in., for 211289
211678	12093	Throat Plate, 40 needle hole, for needle sizes 20 and 22, in gauges $\frac{3}{8}$, $\frac{7}{8}$, $\frac{31}{8}$ and $\frac{11}{8}$ in., for 211680
211683	12093	Throat Plate, 40 needle hole, for needle sizes 20 and 22, in gauges $\frac{31}{8}$ and $\frac{7}{8}$ in., for 211684
200161D	12319	Throat Plate Clamp Screw
202062	12308	" " Position Pin
200577H	12311	" " Screw

MACHINE No. 22w112

DROP FEED

For Overalls, Duck Coats, Canvas, Etc.

In gauges from $\frac{1}{8}$ to $\frac{3}{4}$ inch.

The same as Machine No. 22w20 with the following exceptions:

No.	Plate	Name
*204290	—	Arm with 200439c, 202036 and 204705, in place of 204161
213622	12333	Arm Shaft, in place of 202302
*213052	—	Bed with 202062, 203248, 203249, two each 200362c, 200516E, 200840E and 202299, in place of 203300 ..
204294	12333	Feed Driving Rock Shaft, in place of 204199
206555	—	Feed Driving Rock Shaft 204294 with 200002E, 201522E and 204193, in place of 206554
213624	12333	Hook Driving Shaft, in place of 203247
227312	—	Knee Lifter Connection Lever 202445 with 200224H, 200262H, 227303 and 227308, in place of 227311
227303	11125	Knee Lifter Lifting Lever, in place of 227302

ACCESSORIES

No.	Plate	Name
200157B	12332	Attachment Screw
203208	12312	Bobbin (10)
*225482	—	" Case Screw Driver Blade
*225483	—	" " " " Handle
225497	12345	Bobbin Case Screw Driver complete, Nos. 225482 and 225483 ...
126 x 3	—	Needles, six each, sizes 12 and 14
225191	—	Drip Pan with four wood screws $\frac{1}{2}$ in., No. 5
41400	12345	Machine Rest Pin (wood)
36578	12345	Oiler with 36579
36579	12345	" Spout, $3\frac{1}{2}$ in. long, with 120117
120117	—	" " Washer
*225484	—	Screw Driver Blade
*225485	—	" " Handle
225498	12345	Screw Driver complete, ($7\frac{1}{4}$ in. long), Nos. 225484 and 225485 ..
225554	12345	Wrench (steel)

BOBBIN WINDER

Swing Automatic, Right Hand.

*225451	—	Bobbin Holder
225453	10882	Frame with 202277 and 225438 ...
225454	10882	" Hinge Pin
202277	—	" Oil Packing (wick)
225438	10882	" " Well Cap
225455	10882	" Spring
225456	10882	" " Plunger
202473	10883	Pulley with 200380c
200380c	12319	" Set Screw
*225443	—	Spindle
225452	10882	" 225443 with 225451
225444	10882	Stop Latch
200056E	10882	" " Screw
225458	10882	" " Thumb Lever
225459	10882	" " " " Hinge Stud
225460	10882	" " " " Joint Stud
202478	10882	" " Trip Lever
200299H	10882	" " " " Hinge Screw
225461	10881	Tension Bracket with 201499B ...
200082D	10881	" " Screw
202104	10881	" " " Washer
2102	10881	" Disc
202407	10881	" Spring

No.	Plate	Name
201499B	10881	Tension Stud
201572B	10881	" " Thumb Nut
225462	10881	Bobbin Winder Tension Bracket complete, Nos. 201572B, 202407, 225461 and two 2102
225433	10883	Bobbin Winder and Tension Bracket Base
225436	10883	Universal Bobbin Winder complete, Nos. 200056E, 200082D, 200299H, 202104, 202473, 202478, 225433, 225444, 225452 to 225456, 225458 to 225460, 225462 and two wood screws $\frac{3}{8}$ in., No. 13, R.H.B.

KNEE LIFTER

227781	11125	Knee Lifter Rock Lever with 200522c and 200529c
227782	—	Knee Lifter Rock Lever 227781 with two each 202451 and 202452
227783	11125	Knee Lifter Rock Lever 227782 with 202985 and 227784
202453	11125	Knee Lifter Rock Lever Knee Plate with 200526c
202985	—	Knee Lifter Rock Lever Knee Plate 202453 with 202455
202455	11125	Knee Lifter Rock Lever Knee Plate Arm (short)
200522c	12319	Knee Lifter Rock Lever Knee Plate Arm Set Screw
200526c	12319	Knee Lifter Rock Lever Knee Plate Set Screw
202451	11125	Knee Lifter Rock Lever Lug with two wood screws $\frac{3}{8}$ in., No. 13H
202452	12319	Knee Lifter Rock Lever Lug Hinge Pin
227784	11125	Knee Lifter Rock Lever Rod, 3 in. long, with 227785
*227785	—	Knee Lifter Rock Lever Rod Cap or Oil Guard
200529c	12319	Knee Lifter Rock Lever Rod Set Screw

(Other Knee Lifter parts are listed with parts of machine head.)

THREAD UNWINDER

No.	Plate	Name
202486	—	Spool Pin
202487	—	" Rest
227498	—	" "
202488	10838	" " 202487 with 200363c, 200383c and two 202486
227499	10838	Spool Rest 227498 with 200363c and 202486
202489	10838	Spool Rest Rod
200383c	12311	" " " Set Screw
200383c	12311	" " Set Screw
202490	10838	" Stand with 200383c
202491	—	" Washer (steel)
202492	—	" Weight with 202493
202493	—	" " Center with 202793 and 203163
203163	—	Spool Weight Center Bushing
202793	—	" " Thread Guide
202794	10838	Thread Eyelet Rod
227605	10838	" " "
227606	10838	" " " Clamp with two 200396c
200396c	11891	Thread Eyelet Rod Clamp Set Screw
200363c	12332	Thread Eyelet Rod Set Screw
227500	10838	Thread Unwinder complete, Nos. 202488 to 202490, 202794, 227499, 227605, 227606, three each 202491, 202492 and wood screws $\frac{3}{8}$ in., No. 13

FOR MACHINE NO. 22w112

Same as for No. 22w20 with the following exceptions:

225181	—	Drip Pan with four wood screws $\frac{1}{2}$ in., No. 5, in place of 225191
--------	---	---

KNEE LIFTER

227781	11125	Knee Lifter Rock Lever with 200522c and 200529c
227782	—	Knee Lifter Rock Lever 227781 with two each 202451 and 202452

No.	Plate	Name
227787	—	Knee Lifter Rock Lever 227782 with 202203 and 227784, in place of 227783
202453	11125	Knee Lifter Rock Lever Knee Plate with 200526c
202203	—	Knee Lifter Rock Lever Knee Plate 202453 with 202454
202454	11125	Knee Lifter Rock Lever Knee Plate Arm (long)
200522c	12319	Knee Lifter Rock Lever Knee Plate Arm Set Screw
200526c	12319	Knee Lifter Rock Lever Knee Plate Set Screw
202451	11125	Knee Lifter Rock Lever Lug with two wood screws $\frac{3}{4}$ in., No. 13u
202452	12319	Knee Lifter Rock Lever Lug Hinge Pin
227784	11125	Knee Lifter Rock Lever Rod, 3 in. long, with 227785
*227785	—	Knee Lifter Rock Lever Rod Cap or Oil Guard
200529c	12319	Knee Lifter Rock Lever Rod Set Screw

(Other Knee Lifter parts are listed with parts of machine head).

FEED DOGS

No.	Plate	Name
211669	12092	Feed Dog, for 211667 and 211668 ..
211670	12092	" " " 211667 and 211668 ..
211674	12092	" " " 211672 and 211673 ..
211675	12092	" " " 211672 and 211673 ..
211679	12093	" " " 211677 and 211678 ..
211680	12093	" " " 211677 and 211678 ..
211684	12093	" " " 211682 and 211683 ..
211685	12093	" " " 211682 and 211683 ..
211246	11893	" " " 211727
211728	11893	" " " 211727
211729	11893	" " " 211727
211289	11892	" " " 211734 and 211735 ..
211290	11892	" " " 211734 and 211735 ..
211736	12101	" " " 211737 and 211738 ..
211739	12101	" " " 211737 and 211738 ..
211740	12101	" " " 211741 and 211742 ..
211743	12101	" " " 211741 and 211742 ..
211623	11893	" " " 211744 and 211745 ..
211624	11893	" " " 211744 and 211745 ..
211761	11892	" " " 211760
211762	11892	" " " 211760
211765	12104	" " " 211764
211766	12104	" " " 211764
211933	11892	" " " 211764
211769	12104	" " " 211768
211770	12104	" " " 211768
211934	11892	" " " 211768
211904	11892	" " " 211994 and 212091 ..

NEEDLE HOLDERS

No.	Plate	Name
231383	11891	Needle Holder, in gauges from $\frac{1}{8}$ to $\frac{1}{2}$ in., in steps of $\frac{1}{16}$ in., with 201030F and two 200141F
231385	11891	Needle Holder, in gauges from $\frac{1}{8}$ to $\frac{3}{4}$ in., in steps of $\frac{1}{16}$ in., with 201030F and two 200141F
231388	11891	Needle Holder, needles $\frac{1}{8}$ in. apart and must be set diagonally, in gauges $\frac{1}{16}$, $\frac{3}{16}$ and $\frac{1}{4}$ in., with 201030F and two 200141F, for Machine No. 22w112

PRESSER FEET

230795	11891	Presser Foot Hinge Pin
229171	—	“ “ Plate, for 229172
229173	—	“ “ “ “ 229174 ...
229175	—	“ “ “ “ 229176 ...
229177	—	“ “ “ “ 229178 ...
229179	—	“ “ “ “ 229180 ...
202923	—	“ “ Shank
229172	13083	Presser Foot (hinged) complete, 38 needle hole, in gauges from $\frac{1}{4}$ to $\frac{7}{8}$ in., in steps of $\frac{1}{16}$ in., Nos. 202923, 229171 and 230795
229174	13083	Presser Foot (hinged) complete, 38 needle hole, in gauges $\frac{1}{2}$, $\frac{3}{4}$, $\frac{1}{2}$ and $\frac{7}{8}$ in., Nos. 202923, 229173 and 230795
229176	13083	Presser Foot (hinged) complete, 38 needle hole, in gauges $\frac{1}{2}$, $\frac{3}{4}$ and $\frac{7}{8}$ in., Nos. 202923, 229175 and 230795
229178	13083	Presser Foot (hinged) complete, 38 needle hole, in gauges $\frac{1}{2}$ and $\frac{3}{4}$ in., Nos. 202923, 229177 and 230795
229180	13083	Presser Foot (hinged) complete, 38 needle hole, in gauges $\frac{1}{2}$, $\frac{3}{4}$ and $\frac{7}{8}$ in., Nos. 202923, 229179 and 230795

THROAT PLATES

No.	Plate	Name
211667	12092	Throat Plate, 46 needle hole, for needle sizes 16 and 18, in gauges $\frac{1}{8}$, $\frac{1}{4}$, $\frac{3}{8}$, $\frac{1}{2}$ and $\frac{3}{4}$ in., for 211669 and 211670
211668	12092	Throat Plate, 40 needle hole, for needle sizes 20 and 22, in gauges $\frac{1}{8}$, $\frac{3}{16}$ and $\frac{1}{4}$ in., for 211669 and 211670
211672	12092	Throat Plate, 46 needle hole, for needle sizes 16 and 18, in gauges $\frac{1}{8}$, $\frac{1}{4}$, $\frac{3}{8}$ and $\frac{1}{2}$ in., for 211674 and 211675
211673	12092	Throat Plate, 40 needle hole, for needle sizes 20 and 22, in gauges $\frac{1}{8}$, $\frac{1}{4}$, $\frac{3}{8}$ and $\frac{1}{2}$ in., for 211674 and 211675
211677	12093	Throat Plate, 46 needle hole, for needle sizes 16 and 18, in gauges $\frac{1}{8}$, $\frac{3}{16}$ and $\frac{1}{4}$ in., for 211679 and 211680
211678	12093	Throat Plate, 40 needle hole, for needle sizes 20 and 22, in gauges $\frac{1}{8}$, $\frac{3}{16}$ and $\frac{1}{4}$ in., for 211679 and 211680
211682	12093	Throat Plate, 46 needle hole, for needle sizes 16 and 18, in gauges $\frac{1}{8}$ and $\frac{3}{16}$ in., for 211684 and 211685
211683	12093	Throat Plate, 40 needle hole, for needle sizes 20 and 22, in gauges $\frac{1}{8}$ and $\frac{3}{16}$ in., for 211684 and 211685
211727	11893	Throat Plate, 46 needle hole, for needle sizes 16 and 18, in gauges from $\frac{1}{8}$ to $\frac{3}{4}$ in., in steps of $\frac{1}{16}$ in., for 211246, 211728 and 211729
211734	12101	Throat Plate, 46 needle hole, for needle sizes 16 and 18, in gauges from $\frac{1}{8}$ to $\frac{1}{4}$ in., in steps of $\frac{1}{16}$ in., for 211289, 211290 and 211736
211735	12101	Throat Plate, 40 needle hole, for needle sizes 20 and 22, in gauges from $\frac{1}{8}$ to $\frac{1}{4}$ in., in steps of $\frac{1}{16}$ in., for 211289, 211290 and 211736

No.	Plate	Name
211737	12101	Throat Plate, 46 needle hole, for needle sizes 16 and 18, in gauges from $\frac{1}{4}$ to $\frac{1}{2}$ in., in steps of $\frac{1}{32}$ in., for 211739 and 211740
211738	12101	Throat Plate, 40 needle hole, for needle sizes 20 and 22, in gauges from $\frac{1}{4}$ to $\frac{1}{2}$ in., in steps of $\frac{1}{32}$ in., for 211739 and 211740
211741	12101	Throat Plate, 46 needle hole, for needle sizes 16 and 18, in gauges from $\frac{3}{8}$ to $\frac{1}{2}$ in., in steps of $\frac{1}{32}$ in., for 211743
211742	12101	Throat Plate, 40 needle hole, for needle sizes 20 and 22, in gauges from $\frac{3}{8}$ to $\frac{1}{2}$ in., in steps of $\frac{1}{32}$ in., for 211743
211744	11893	Throat Plate, 40 needle hole, for needle sizes 20 and 22, in gauges from $\frac{1}{4}$ to $\frac{1}{2}$ in., in steps of $\frac{1}{32}$ in., for 211623 and 211624
211745	11893	Throat Plate, 38 needle hole, for needle sizes 23 and 24, in gauges from $\frac{1}{4}$ to $\frac{1}{2}$ in., in steps of $\frac{1}{32}$ in., for 211623 and 211624
211760	11892	Throat Plate, 46 needle hole, for needle sizes 16 and 18, in gauges $\frac{1}{2}$, $\frac{11}{16}$, $\frac{1}{2}$, $\frac{13}{16}$ and $\frac{5}{8}$ in., for 211761 and 211762
211764	12104	Throat Plate, 46 needle hole, for needle sizes 16 and 18, in gauges $\frac{1}{8}$, $\frac{3}{16}$, $\frac{1}{4}$, $\frac{5}{16}$ and $\frac{3}{8}$ in., for 211765, 211766 and 211933
211768	12104	Throat Plate, 46 needle hole, for needle sizes 16 and 18, in $\frac{3}{4}$ in. gauge, for 211769, 211770 and 211934
211994	11892	Throat Plate, 40 needle hole, for needle sizes 20 and 22, in $\frac{1}{4}$ in. gauge, for 211904
212091	11892	Throat Plate, 46 needle hole, for needle sizes 16 and 18, in $\frac{1}{4}$ in. gauge, for 211904

LAP SEAM FELLER

Note: In ordering Lap Seam Feller, give letter which refers to material to be used, in addition to the number.

- F Silks, fine muslins, etc., where there are no seams.
- L Fine shirts, underwear, corsets, etc.
- M General shirt and corset work, etc.
- MH Heavy corset and other medium heavy material.
- H Heavy shirt work, light overalls, etc.

No.	Plate	Name
230048	11851	Lap Seam Feller on Shank (right hand). For general work. For $\frac{1}{8}$ to 1 in. gauge machines. For F, L, M, MH or H material. Has yielding spring

OBSOLETE PARTS

202470	12320	Bobbin Winder Base
202471	12320	“ “ Frame
202472	12319	“ “ “ Spring
202474	12320	“ “ Spindle
202477	12319	“ “ Stop Latch Thumb Lever
202480	12320	Bobbin Winder Spool Holder Base with 200355H and 202484
202481	12320	Bobbin Winder Spool Holder Base Spool Pin
202482	12319	Bobbin Winder Spool Holder Tension Disc (lower or upper)
202483	12319	Bobbin Winder Spool Holder Tension Disc Spring (brass)

No.	Plate	Name
202484	12319	Bobbin Winder Spool Holder Tension Disc Thread Guide
202485	12320	Bobbin Winder Spool Holder complete, Nos. 200011F, 202480, 202481, 202483, two 202482 and one wood screw 1 in., No. 13
227522	12319	Bobbin Winder Stop Latch
227523	12320	Bobbin Winder complete, Nos. 200056E, 200161D, 200221B, 201537H, 202470 to 202474, 202477, 202478, 227522, three 200299H and two round head wood screws 1 in., No. 13
211929	11891	Feed Dog, for 211930
*213605	—	" Driving Cam Fork Lever Slide Block
*213604	—	Feed Driving Cam Fork Lever Slide Block with 200116c
213606	11891	Feed Driving Cam Fork Lever Slide Block 213604 with 213605 ..
203250	11007	Hook Driving Shaft Collar with two 200393c
204870	12333	Needle Bar (hollow)
203697	11891	" Holder, needles $\frac{3}{8}$ in. apart and must be set diagonally, in gauges $\frac{1}{8}$, $\frac{3}{16}$ and $\frac{1}{4}$ in., with 200068H and two 200141F, for Machine No. 22w112
203703	11891	Needle Holder, in gauges $\frac{3}{8}$, $\frac{1}{2}$ and $\frac{5}{8}$ in., with 200068H and two 200141F
203704	11891	Needle Holder, in gauges from $\frac{1}{8}$ to $\frac{1}{2}$ in., in steps of $\frac{1}{16}$ in., with 200068H and two 200141F
203705	11891	Needle Holder, in gauges from $\frac{1}{4}$ to $\frac{3}{4}$ in., in steps of $\frac{1}{8}$ in., with 200068H and two 200141F
211930	11891	Throat Plate, 50 needle hole, for needle sizes 14 and 15, in gauges $\frac{1}{4}$, $\frac{3}{8}$, $\frac{1}{2}$, $\frac{5}{8}$, $\frac{3}{4}$ and $\frac{7}{8}$ in., for 211929

PLATE 10838—ONE-EIGHTH SIZE

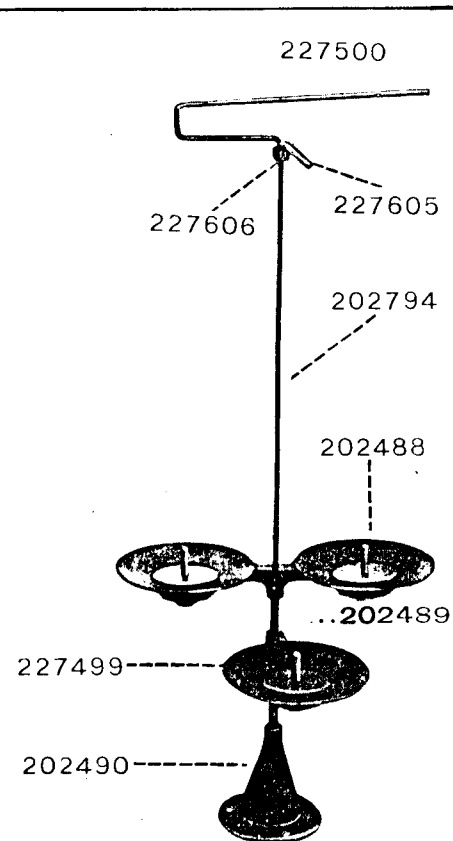
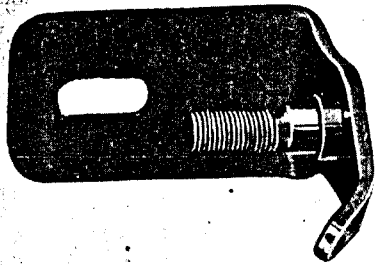


PLATE 10881—FULL SIZE

225461




200082




202104



2102



225462



202407



201499




201572




PLATE 10882—FULL SIZE

225453



225455



225438



200380



200056



225456



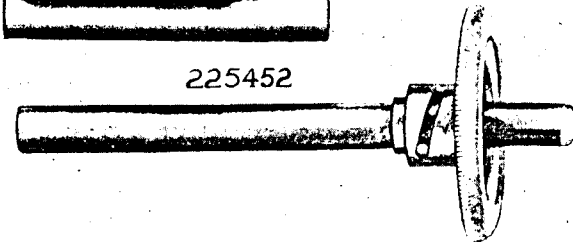
200299



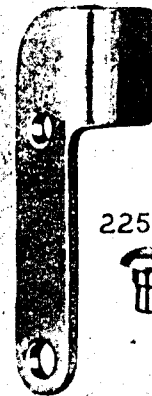
225454



225452




225458



225459



202478



225460



225444

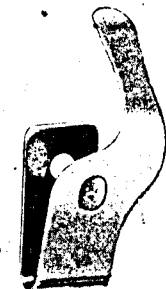


PLATE 10883 ONE-FOURTH SIZE

225433



202473




225436



PLATE 11007-FULL SIZE


203241




200555



203242



203245




203250




200393




203246



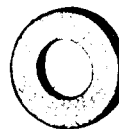
200006



203249



225585



203244



200840



PLATE 11125 - ONE-FOURTH SIZE

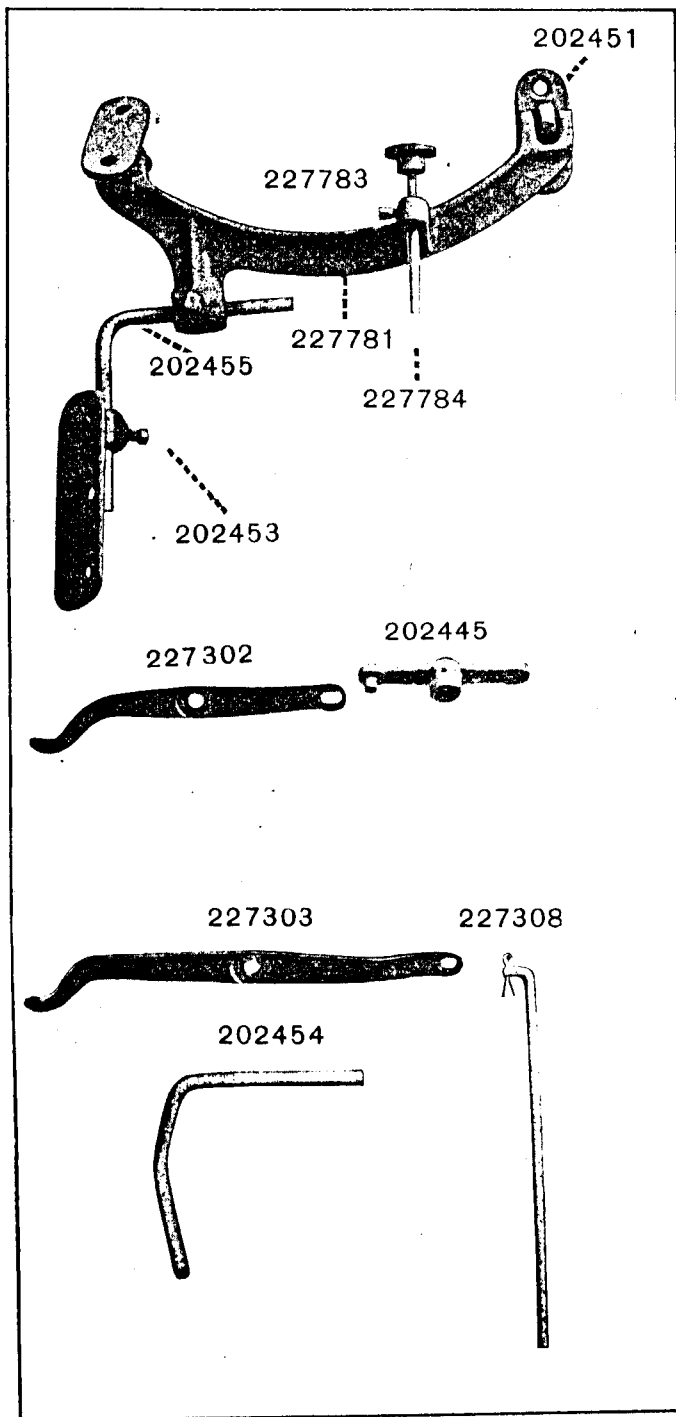


PLATE 11851 - FULL SIZE

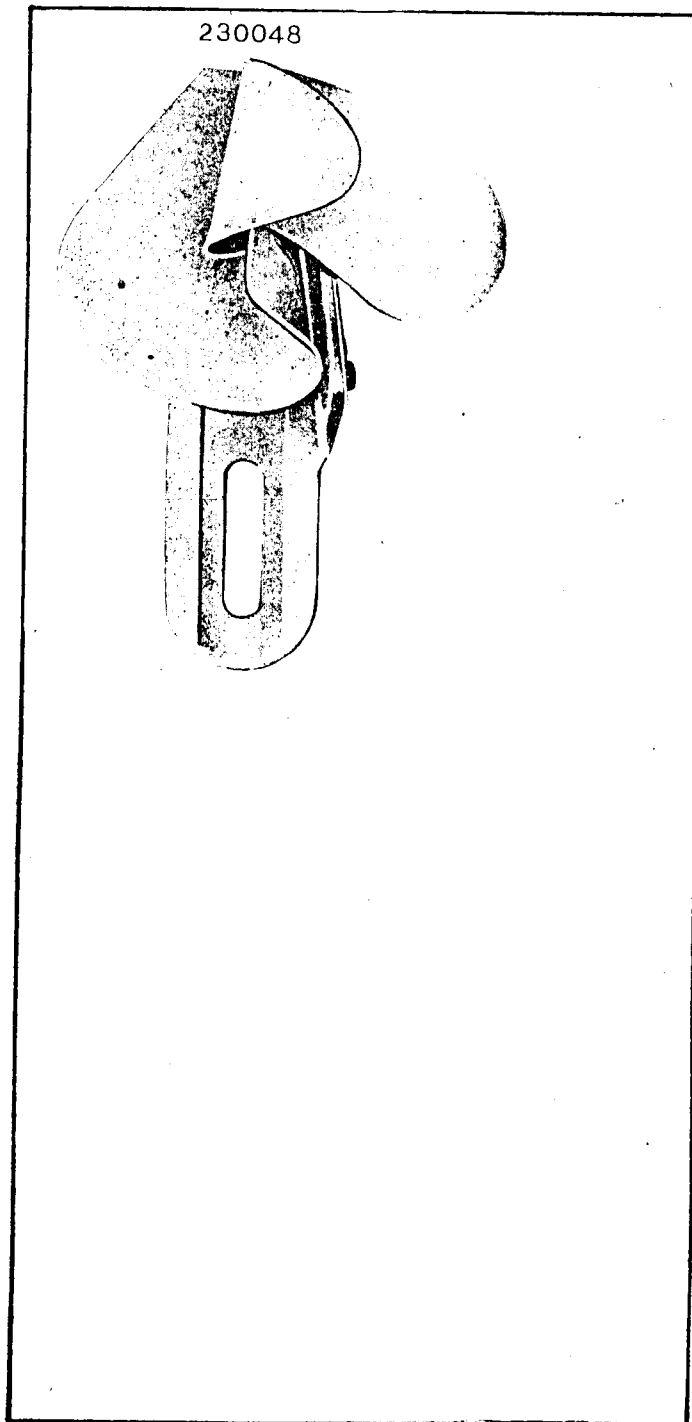


PLATE 11886-ONE-HALF SIZE

231390



203329






PLATE 11891-FULL SIZE

231385



231383



231388



204258



213141



200075



200396



200366



200382



201030



201535




230795




201376



211930



203705



211929



203704



203703



203697




213606




PLATE 11892—FULL SIZE


211760



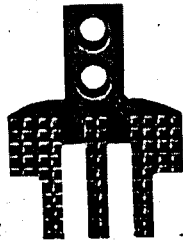
211761



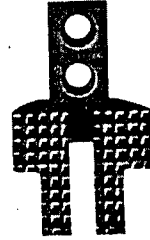
211762




211934



211933




211994
212091



211904



211289




211290



PLATE 11893—FULL SIZE

211727



211728



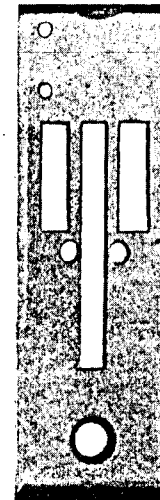
211729



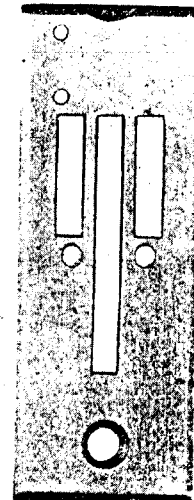
211246



211745



211744



211623




211624




PLATE 12092-FULL SIZE

211666
211667
211668




211669




211670



211671
211672
211673



211674




211675



PLATE 12093-FULL SIZE

211676
211677
211678



211679



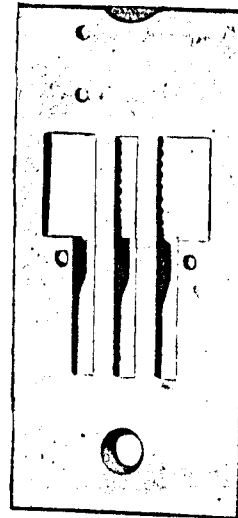
211680



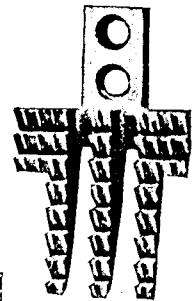
211681

211682

211683



211684



211685

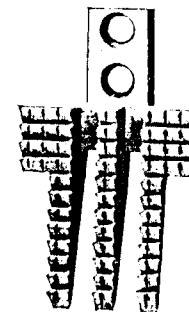


PLATE 12101-FULL SIZE

211734
211735



211736



211739




211737
211738
211870



211740



211741
211742



211743





PLATE 12104-FULL SIZE

211763
211764



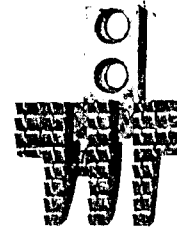
211765




211766



211769



211767,
211768



211770



PLATE 12305—FULL SIZE




PLATE 12306—FULL SIZE




PLATE 12309 -FULL SIZE

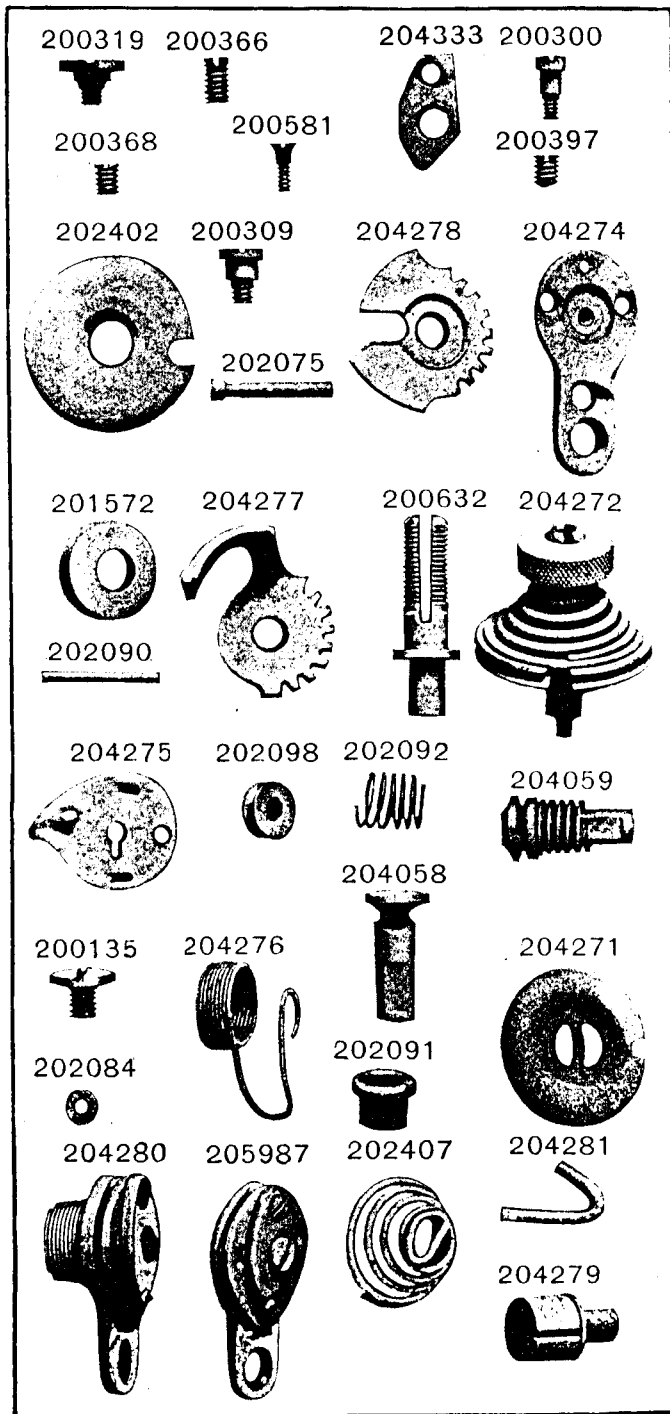


PLATE 12311-FULL SIZE

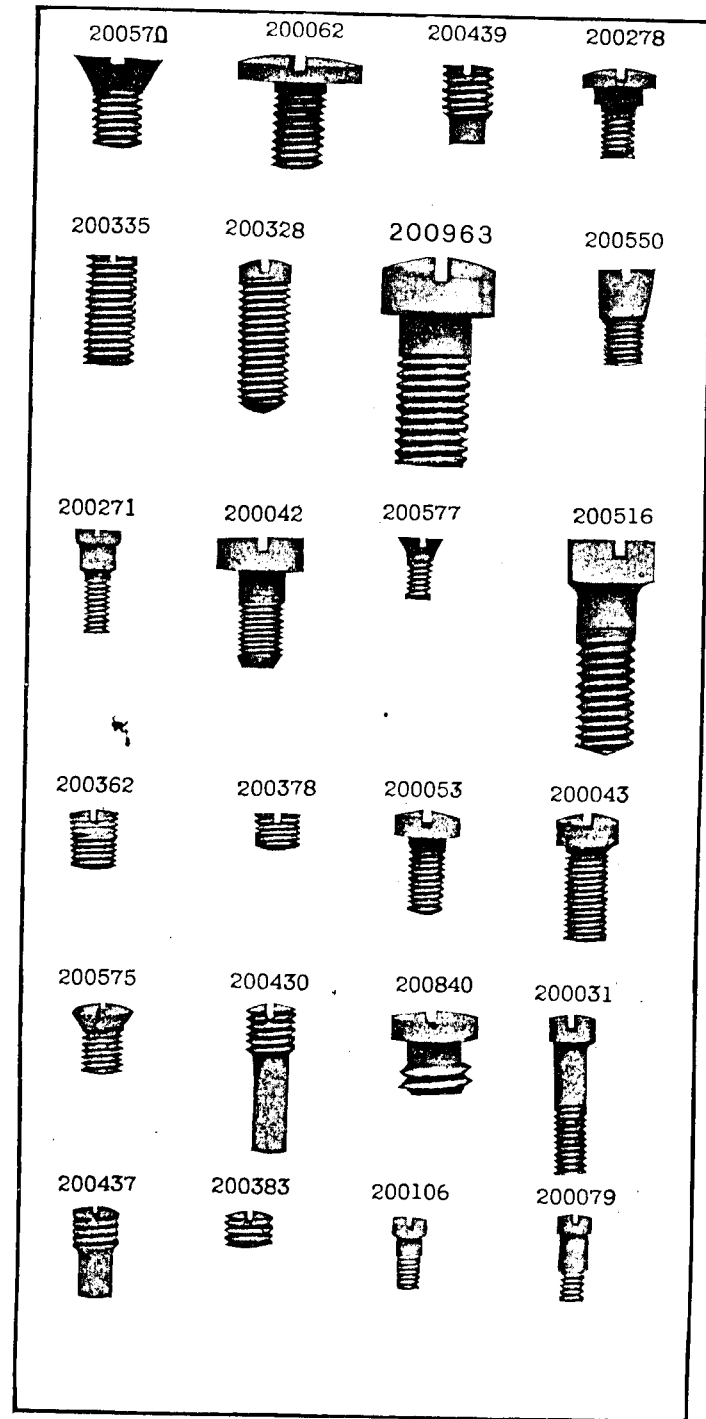


PLATE 12312 - FULL SIZE

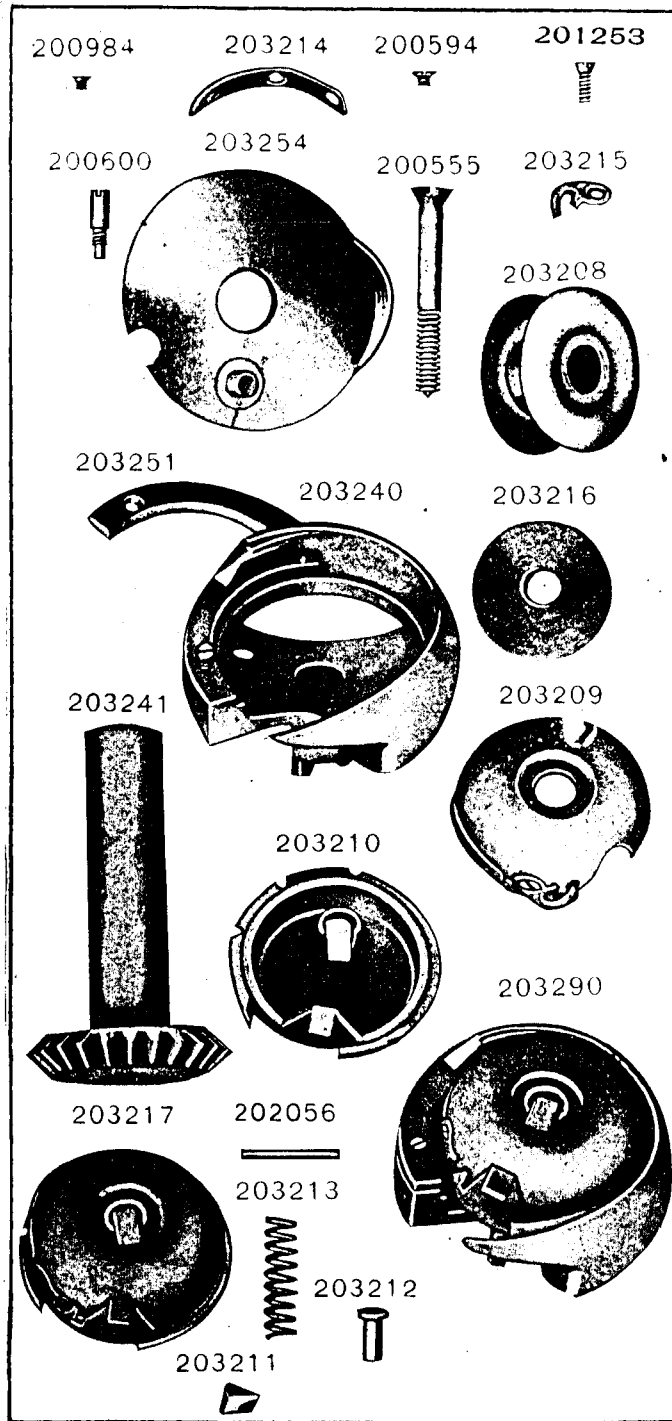


PLATE 12319 - FULL SIZE

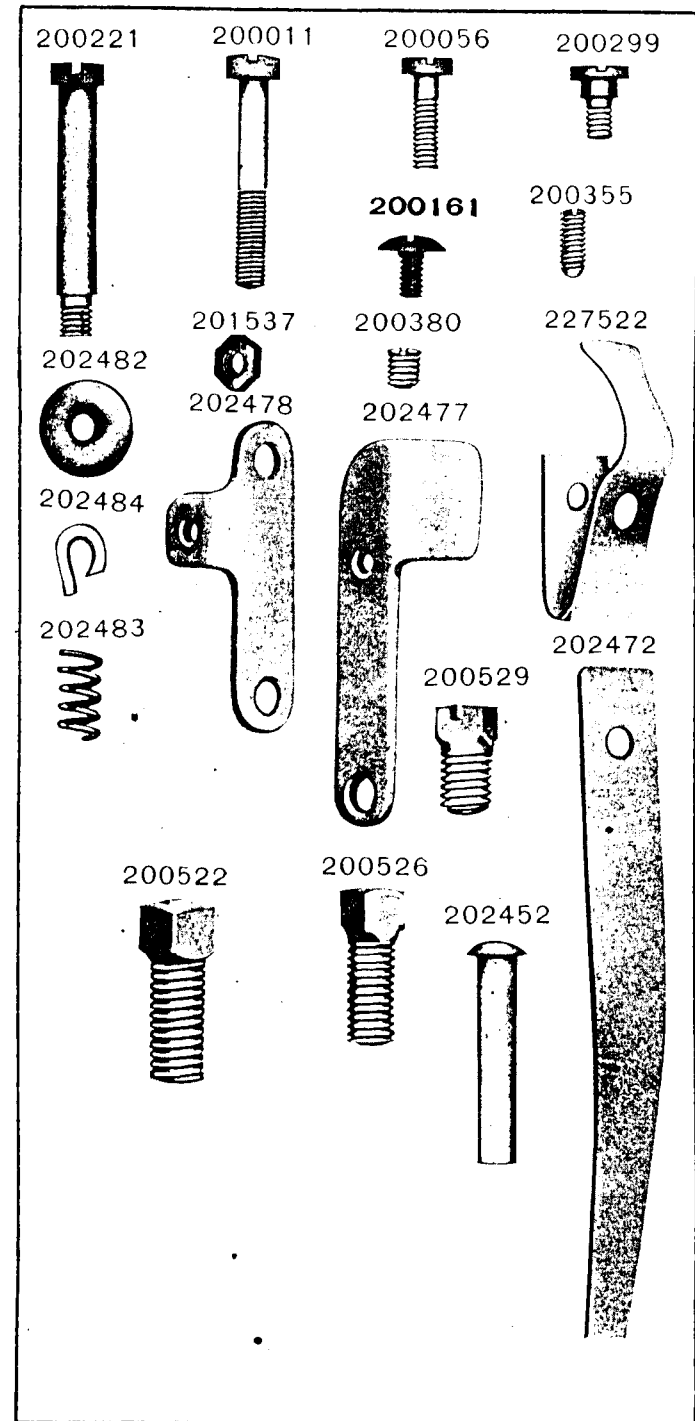


PLATE 12320—ONE-HALF SIZE

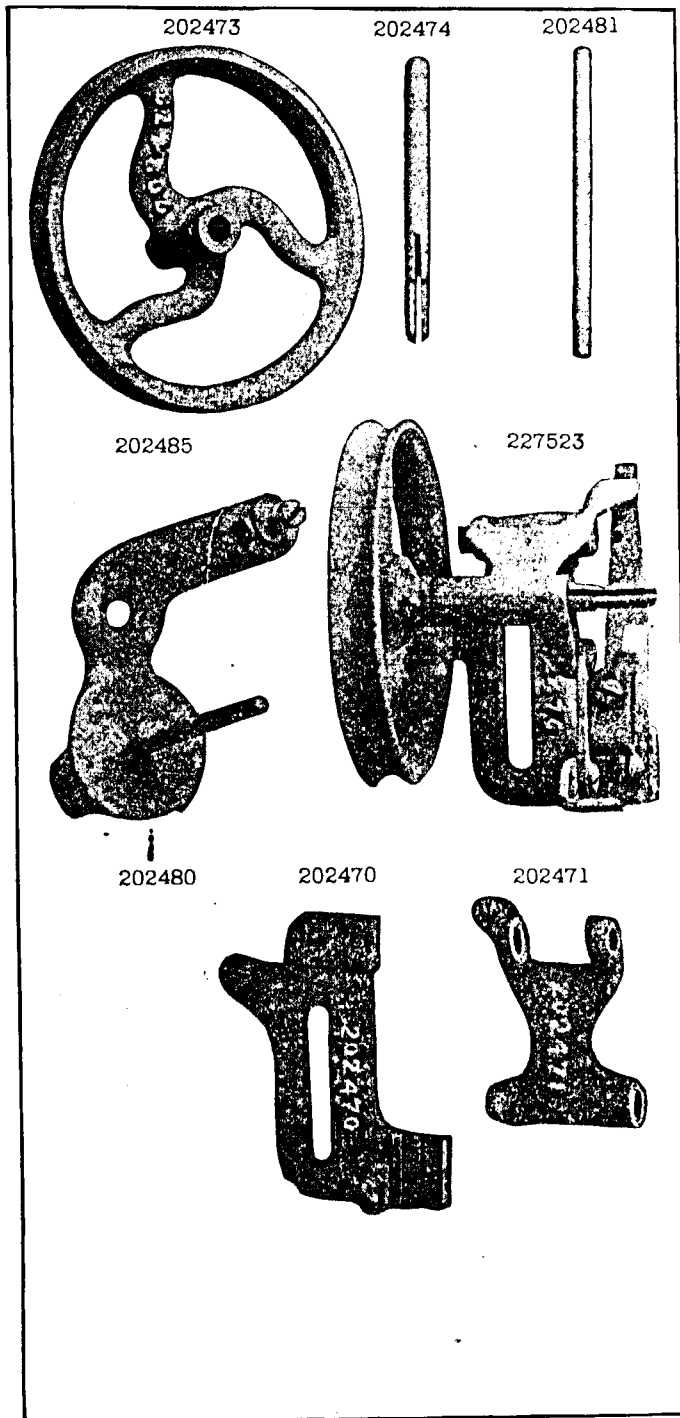


PLATE 12331—FULL SIZE

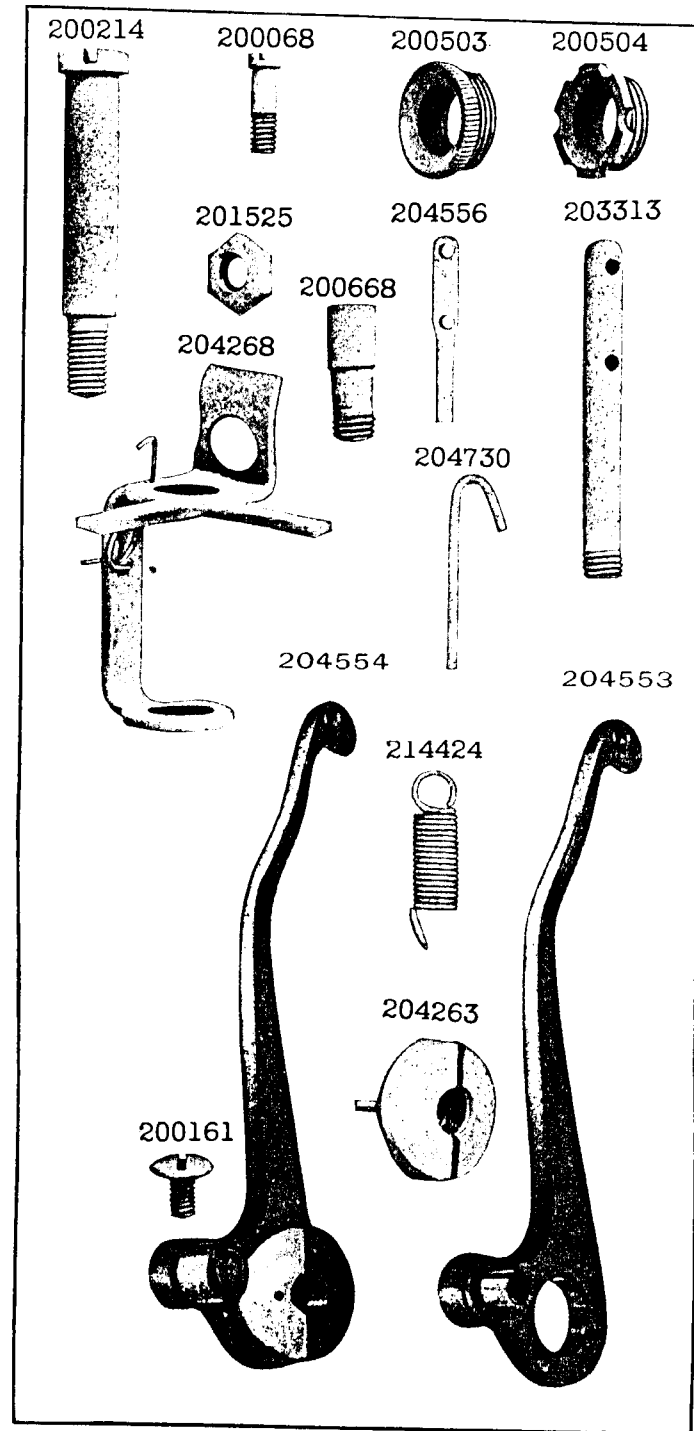


PLATE 12332—FULL SIZE

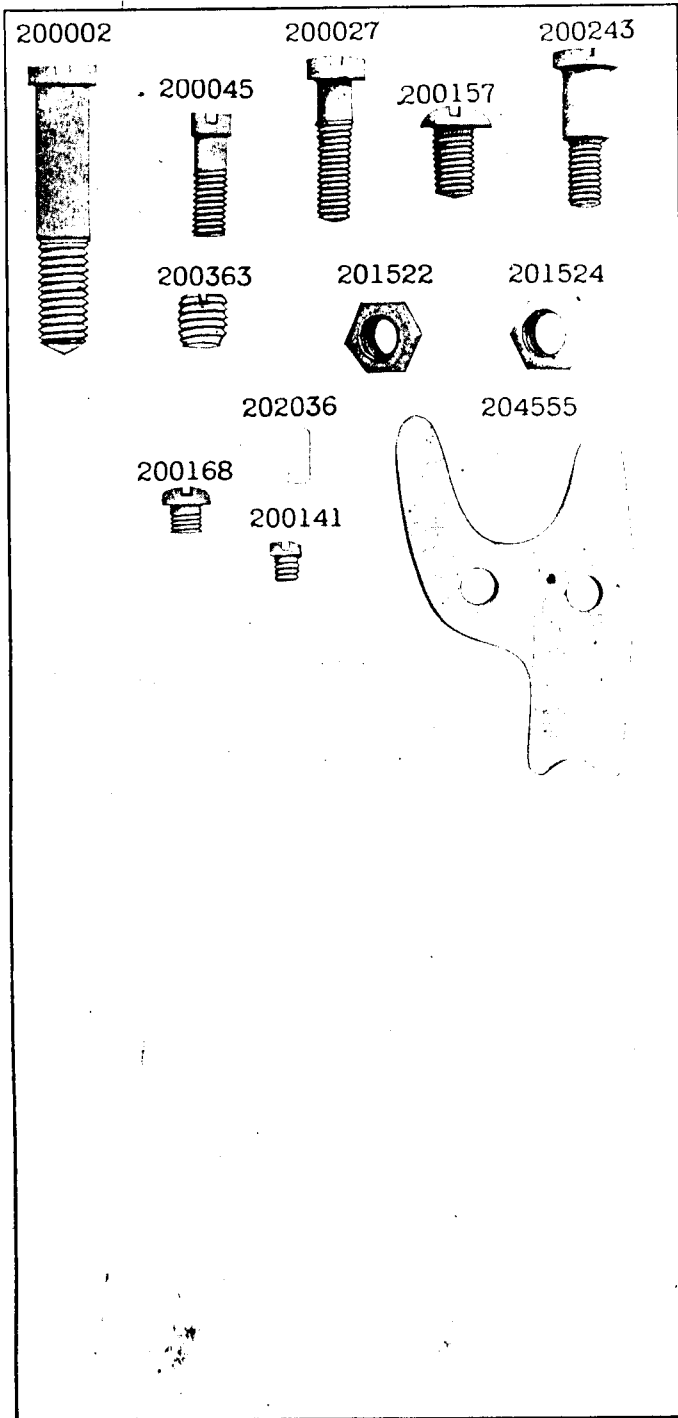


PLATE 12333—ONE-FOURTH SIZE

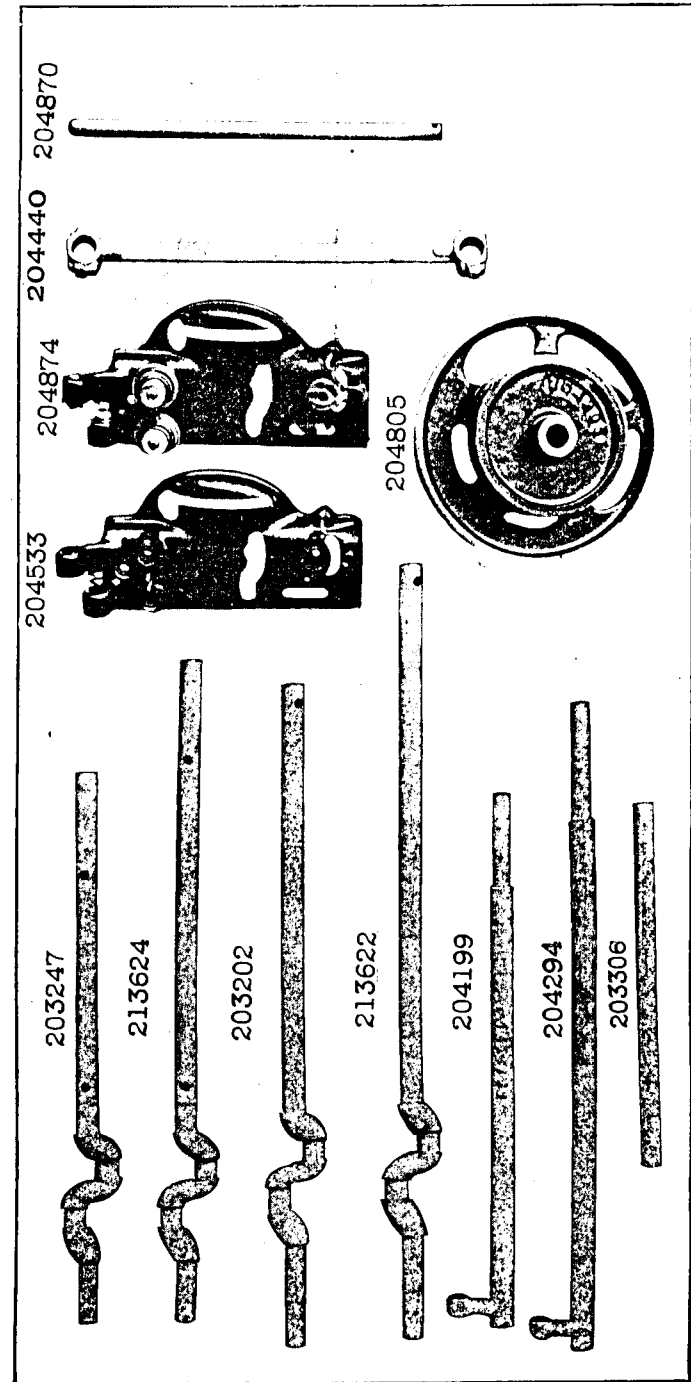


PLATE 12334—ONE-HALF SIZE

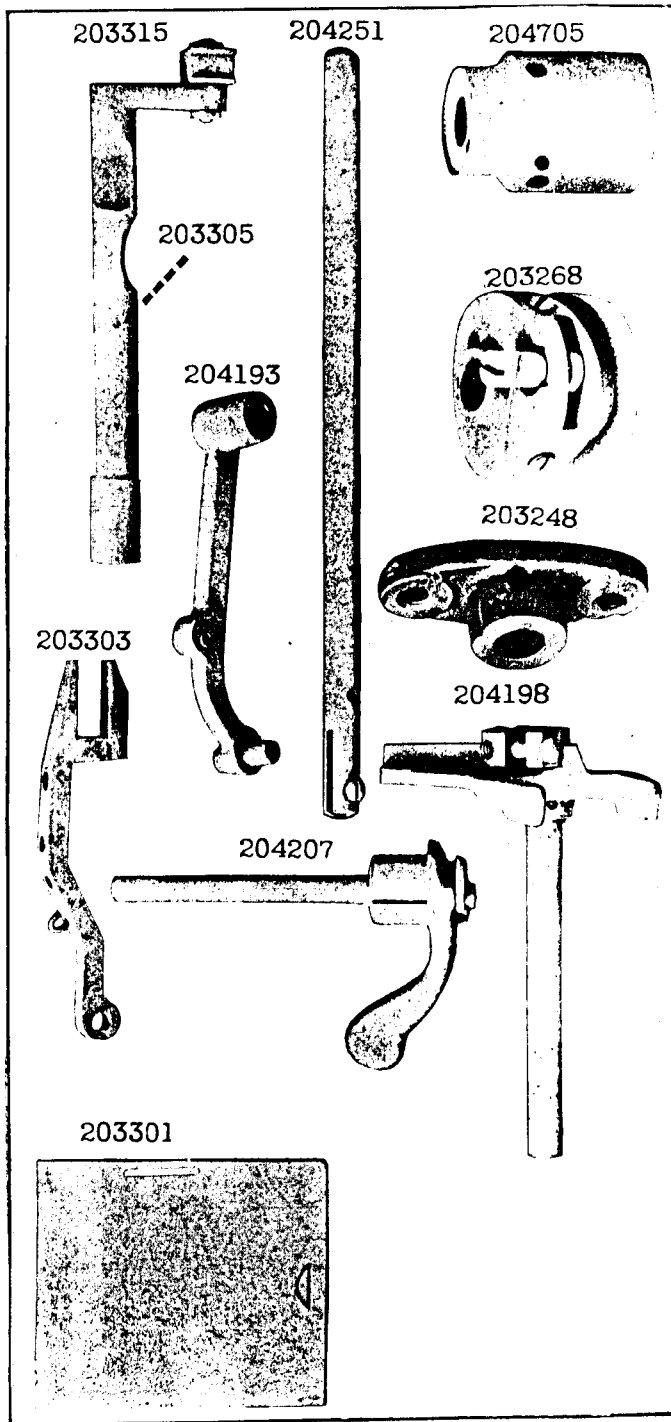


PLATE 12335—FULL SIZE




PLATE 12345—ONE-HALF SIZE

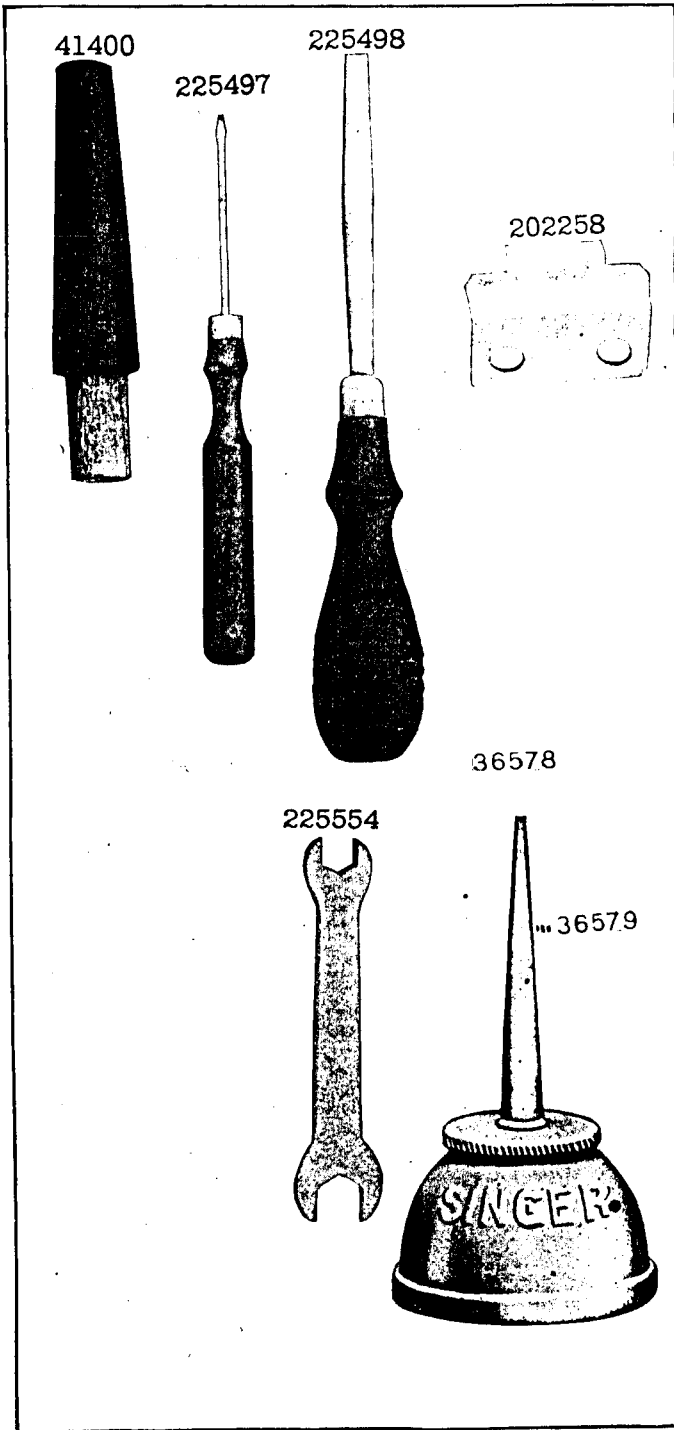


PLATE 13083—FULL SIZE

