

SINGER

404-1,-4,-5

LIST
OF
PARTS
FOR FAMILY SHOPS



SINGER
MACHINES
Nos. 404-1, 404-4 and 404-5

INDEX

| | Page |
|---|------|
| Attachment Set complete No. 161277 | 24 |
| Attachments Which May Be Purchased Separately | 25 |
| Bobbin Winder Parts | 26 |
| Chart for PA Motors | 26 |
| Controllers, Foot, for Machine No. 404-1 | 30 |
| Controllers for Machine No. 404-4 | 31 |
| Controllers, Treadle, for Machine No. 404-5 | 26 |
| Drip Pan for Machine No. 404-5 | 26 |
| Electrical Equipment for use with School Sewing and Cutting Table Sets | 35 |
| Finger Guard | 25 |
| Knee Lifter for Machine No. 404-5 | 26 |
| Light No. 196221 | 27 |
| Machine No. 404-1 | 7 |
| Machine No. 404-4 | 16 |
| Machine No. 404-5 | 17 |
| Motor Parts | 29 |
| Numerical List of Parts | 39 |
| Wiring Harness No. 197719 for Machines Nos. 404-1, and 404-5 | 33 |
| Wiring Harness No. 197720 | 34 |

THE SINGER MANUFACTURING COMPANY

INSTRUCTIONS FOR ORDERING

In ordering from this list, use ONLY the part NUMBER in the FIRST column.

The number stamped on a Sewing Machine Part is in every case the number of the single part only.

Every combination of parts sent out as such has its specific number, which, although not stamped on the parts, must be used when ordering the combination.

Each number always indicates the SAME PART in whatever list it appears, or for whatever machine.

The letters after some of the numbers indicate the style of finish only, as follows:

- A—Hardened, Polished, Nickel Plated and Buffed
- B—Polished, Nickel Plated and Buffed
- C—Hardened Only
- D—Polished Only
- E—Soft, Not Polished
- F—Hardened and Polished
- G—Bright Rumbled and Nickel Plated
- H—Blued
- J—Nickel Plated Only
- K—Hardened and Nickel Plated
- L—Brass Plated
- M—Oxidized
- R—Phosphate Coating Formed on Surface of Iron or Steel
- S—Cadmium Plated
- T—Copper Plated
- U—Zinc Plated
- V—Silver Plated
- W—Polished and Nickel Plated
- X—Black Oxide for Iron and Steel
- Y—Black Nickel Plated Only
- Z—Chromium Plated
- A.A—Buffed and Chromium Plated
- A.B—Hardened, Polished, Buffed and Chromium Plated
- A.E—Hardened, Bright Rumbled and Nickel Plated
- A.F—Hardened, Bright Rumbled, Nickel Plated, Bright Rumbled and Chromium Plated
- A.G—Alumilite (Plain)
- A.H—Alumilite (Dyed) Color Must be Stated
- A.J—Polished, Nickel Plated and Chromium Plated
- A.K—Hardened, Polished, Nickel Plated and Chromium Plated
- A.L—Heat Treated for Toughness
- A.L.D—Heat Treated for Toughness and Polished
- A.L.X—Heat Treated for Toughness and Black Oxide

INSTRUCTIONS FOR ORDERING

- A.S—Black Moulded Phenolic
- A.T—Beige Moulded Phenolic
- A.U—Brown Moulded Phenolic
- A.W—Hardened then Flame Coated with Tungsten Carbide
- B.A—Chrome Nickel Satin Finish
- B.B—Hardened and Chrome Nickel, Satin Finished
- C.R—Hardened and Phosphate Coating Formed on Surface of Steel
- F.J—Hardened, Polished and Nickel Plated
- T.A—Hardened, Polished, Copper and Nickel Plated and Buffed
- T.B—Copper and Nickel Plated and Polished
- T.J—Copper and Nickel Plated Only
- T.K—Hardened, Copper and Nickel Plated
- T.L—Copper and Brass Plated
- T.M—Copper Plated and Oxidized
- X.C—Hardened and Black Oxide for Iron and Steel
- Z.A—Hardened, Polished Nickel Plated, Buffed and Chromium Plated
- Z.B—Polished, Nickel Plated, Buffed and Chromium Plated
- Z.C—Hardened and Chromium Plated
- Z.D—Polished and Chromium Plated
- Z.G—Bright Rumbled, Nickel Plated, Bright Rumbled and Chromium Plated
- Z.J—Nickel and Chromium Plated
- Z.T—Copper and Chromium Plated

These letters MUST BE USED when they appear in the list; and AFTER the number as in the list.

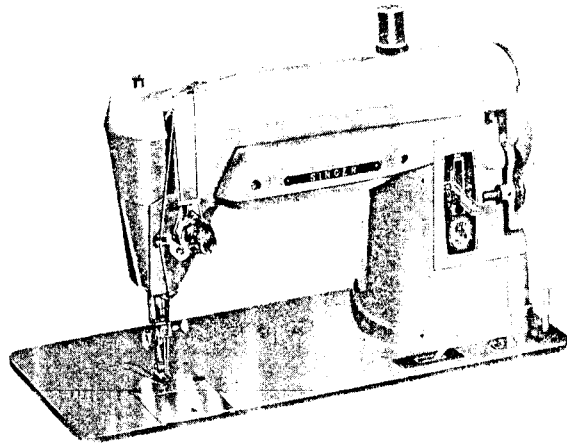
In this series:

1 to 1500, 50001 to 51500 and 140001 to 142,000 are screw numbers
1501 to 1800 and 51500 to 51800 are nut numbers
1801 to 2000 and 51801 to 52000 are roller numbers
2001 to 50000 and 52001 to 140000 and 142001 to 190000 are Sewing Machine Parts, 190001 and upward are numbers of Electrical Parts.

The figures in the second column refer only to the plates, illustrating the parts, and are NOT TO BE USED in ordering.

Parts marked with an asterisk (*) are furnished only when repairs are made at the factory.

LIST OF PARTS COMPLETE
FOR



MACHINE NO. 404-1

| No. | Plate | Name |
|----------|-------|--|
| * 179001 | ----- | Arm |
| | | NOTE: Due to the accuracy required for gear alignment, Arm cannot be supplied separately and can only be sent as a unit, Arm and Bed assembled. |
| * 179002 | ----- | Arm and Bed (assembled) with 45706, 51361R, 140792X, 170078, 170132, two each 140739E, 170005, 172177, four 140749C and seven 140702AL..... |
| 172177 | 25805 | Arm Dowel Pin (2)..... |
| 172001 | 25805 | Arm Oil Shield..... |
| 140739E | 25805 | Arm Screw (back and right) (2) |
| 140792X | 25805 | Arm Screw (front) |
| 179003 | 25801 | Arm Shaft (horizontal) with Needle Bar Crank, 1259AL and 140886AL |
| 140558AL | 25801 | Arm Shaft (horizontal) Bevel Gear, Feed Cam and Feed Lifting Eccentric Set Screw..... |
| | | NOTE: Pairs of Gears or Individual Gears are not furnished to U.S.A. and Canadian Agencies. Machine must be returned to the factory for gear replacements. |
| 170005 | 25801 | Arm Shaft (horizontal) Bushing (back)..... |

PARTS FOR MACHINE No. 404-1

| No. | Plate | Name |
|---------|-------|--|
| 170005 | 25801 | Arm Shaft (horizontal) Bushing (front)..... |
| 170006 | 25801 | Arm Shaft (horizontal) Collar with 453AL |
| 453AL | 25801 | Arm Shaft (horizontal) Collar Set Screw.... |
| 172005 | 25801 | Arm Shaft (horizontal) Counterbalance..... |
| 140559C | 25801 | Arm Shaft (horizontal) Counterbalance Set Screw |
| 172006 | 25801 | Arm Shaft (upright) |
| 1259AL | 25801 | Arm Shaft (upright) Bevel Gear (lower) Set Screw |
| | | NOTE: Pairs of Gears or Individual Gears are not furnished to U.S.A. and Canadian Agencies Machine must be returned to the factory for gear replacement. |
| 1259AL | 25801 | Arm Shaft (upright) Bevel Gear (upper) Set Screw..... |
| | | NOTE: Pairs of Gears or Individual Gears are not furnished to U.S.A. and Canadian Agencies. Machine must be returned to the factory for gear replacements. |
| 45706 | 25801 | Arm Shaft (upright) Bushing (lower) |
| 170132 | 25801 | Arm Shaft (upright) Bushing (upper) |
| 179004 | 25802 | Arm Top Cover..... |
| 179005 | 25802 | Arm Top Cover complete, Nos. 172001, 179004, two 189ZJ and four 170168..... |
| 141ZB | 25802 | Arm Top Cover Screw (2)..... |
| 172011 | 25802 | Arm Top Cover Thread Guide |
| 189ZJ | 25802 | Arm Top Cover Thread Guide Screw (2).... |
| *172176 | ----- | Bed |
| | | NOTE: Due to the accuracy required for gear alignment, Bed cannot be supplied separately and can only be sent as a unit, Arm and Bed assembled. |
| | | NOTE: When ordering No. 172176 color required must be stated. |
| 172012 | 25803 | Bed Cover Plate (bottom)..... |
| 172013 | ----- | Bed Cover Plate (bottom) 172012 with 172014 |
| 172014 | 25803 | Bed Cover Plate (bottom) (felt) |
| 51361R | 25803 | Bed Cover Plate (bottom) Screw |
| 51621R | 25803 | Bed Cover Plate (bottom) Screw Thumb Nut |
| 8879 | 25803 | Bed Cover Plate (bottom) Screw Thumb Nut Washer (felt) |
| | | NOTE: When ordering No. 8879 color required must be stated. |
| 172203 | 25803 | Bed Cushion (4) |
| 140809E | 25803 | Bed Cushion Screw (4) |

PARTS FOR MACHINE No. 404-1

| No. | Plate | Name |
|-----------|-------|--|
| 172015 | 25812 | Bed Slide |
| 172016 | 25812 | Bed Slide Spring |
| 140828ALJ | 25812 | Bed Slide Spring Screw..... |
| 51738ZB | 25808 | Clamp Stop Motion Clamp Nut |
| 140881Z.A | 25808 | Clamp Stop Motion Clamp Stop Screw..... |
| 170169 | 25808 | Clamp Stop Motion Clamp Washer |
| 170030 | 25805 | Face Plate Catch |
| 219J | 25805 | Face Plate Catch Screw |
| 170032 | 25805 | Face Plate Hinge Pin (2)..... |
| 179006 | 25805 | Face Plate with Threading Diagram complete, Nos. 219J, 170030 and two 170032 |
| 172026 | 25806 | Feed Bar..... |
| 170037 | 25806 | Feed Bar Connecting Link..... |
| 999C | 25806 | Feed Bar Connecting Link Hinge Screw... |
| 45723 | 25806 | Feed Bar Connecting Link Hinge Stud |
| 315C | 25806 | Feed Bar Screw Center (2) |
| 15445 | ----- | Feed Bar Screw Center 315C with 1519R (2) |
| 1519R | 25806 | Feed Bar Screw Center Nut (2) |
| 179016 | 25812 | Feed Dog, 13 teeth (16 teeth to the inch) |
| 197X | 25812 | Feed Dog Screw (2)..... |
| 170045 | 25807 | Feed Forked Connection with 170119 |
| 140812C | 25807 | Feed Forked Connection Hinge Screw (eccentric) |
| 1520R | 25807 | Feed Forked Connection Hinge Screw Nut |
| 170046 | 25807 | Feed Forked Connection Slide Block..... |
| 170119 | ----- | Feed Forked Connection Slide Block 170046 with 1085E |
| 1085E | 25807 | Feed Forked Connection Slide Block Screw Stud..... |
| 172028 | 25806 | Feed Lifting Rock Shaft..... |
| 140749C | 25806 | Feed Lifting Rock Shaft Center (2) |
| 140702AL | 25806 | Feed Lifting Rock Shaft Center Set Screw (2) |
| 172029 | 25806 | Feed Lifting Rock Shaft Center Set Screw Insert (brass) (2) |
| 170051 | 25807 | Feed Lifting Rock Shaft Connecting Rod with two 896AL |
| 896AL | 25807 | Feed Lifting Rock Shaft Connecting Rod Cap Screw (2)..... |
| 140576C | 25807 | Feed Lifting Rock Shaft Connecting Rod Hinge Screw (eccentric)..... |
| 1520R | 25807 | Feed Lifting Rock Shaft Connecting Rod Hinge Screw (eccentric) Nut |
| 172179 | 25807 | Feed Regulator with 1120AL |
| 172180 | ----- | Feed Regulator with 1120AL and 172170 |
| 140767C | 25807 | Feed Regulator Hinge Screw |
| 170179 | 25807 | Feed Regulator Hinge Screw Tension Spring |

PARTS FOR MACHINE No. 404-1

| No. | Plate | Name |
|----------|-------|---|
| 170180 | 25807 | Feed Regulator Hinge Screw Tension Spring Seat |
| 172170 | 25807 | Feed Regulator Stud |
| 1120AL | 25807 | Feed Regulator Stud Set Screw |
| 172171 | 25807 | Feed Regulator Stud Slide |
| 172172 | 25807 | Feed Regulator Stud Slide Actuating Thumb Nut |
| 172173 | 25807 | Feed Regulator Stud Slide Actuating Thumb Nut Washer |
| 990ZB | 25807 | Feed Regulator Stud Slide Actuating Thumb Nut Washer Screw |
| 170054 | 25806 | Feed Rock Shaft |
| 140749C | 25806 | Feed Rock Shaft Center (2) |
| 140702AL | 25806 | Feed Rock Shaft Center Set Screw (2) |
| 172029 | 25806 | Feed Rock Shaft Center Set Screw Insert (brass) (2) |
| 170055 | 25805 | Feed Rock Shaft Clearance Hole Cover .. |
| | | NOTE: When ordering No. 170055 color required must be stated. |
| 170177 | 25808 | Hand Wheel |
| | | NOTE: When ordering No. 170177 color required must be stated. |
| 172263 | 25808 | Hand Wheel Gear (Nylon) |
| 170020 | 25808 | Hand Wheel Gear Spring |
| 170021 | 25808 | Hand Wheel Snap Ring |
| 172264 | 25808 | Hand Wheel complete, Nos. 170020, 170021, 170177 and 172263 |
| | | NOTE: When ordering No. 172264 color required must be stated. |
| 51045AL | ----- | Machine Hinge Connection Set Screw (2) |
| 179007 | 25809 | Needle Bar (hollow) |
| 179008 | 25809 | Needle Bar Bushing |
| 453AL | 25809 | Needle Bar Bushing Set Screw |
| 187E | 25809 | Needle Bar Clamping Screw |
| 172038 | 25809 | Needle Bar Connecting Link |
| 179009 | ----- | Needle Bar Connecting Link 172038 with 179011 |
| 179010 | 25809 | Needle Bar Connecting Stud with 187E .. |
| 179011 | ----- | Needle Bar Connecting Stud 179010 with 125044 |
| 125044 | 25809 | Needle Bar Connecting Stud Oil Wick |
| 140886AL | 25801 | Needle Bar Crank Position Screw |
| 172223 | 25809 | Needle Clamp Body |
| 172224 | ----- | Needle Clamp 172223 with 140751ZA |
| 189ZJ | 25809 | Needle Clamp, Needle Clamp Thread Guide and Needle Stop Screw |
| 172225 | 25809 | Needle Clamp Thread Guide |

PARTS FOR MACHINE No. 404-1

| No. | Plate | Name |
|----------|-------|---|
| 172066 | 25809 | Needle Stop Screw Thread Protector |
| 140751ZC | 25809 | Needle Thumb Screw |
| 170168 | 25802 | Oil Metering Insert (4) |
| 170140 | ----- | Pair of Gears (lower shaft) consisting of Arm Shaft (upright) Bevel Gear (lower) and Rotating Hook Shaft Bevel Gear (back) |
| | | NOTE: No. 170140 is not furnished to U.S.A. and Canadian Agencies. The machine must be returned to the factory for gear replacements. |
| 172097 | ----- | Pair of Gears (lower shaft, Rotating Hook end) consisting of Rotating Hook Drive Shaft Bevel Gear (front) and Rotating Hook Bevel Gear |
| | | NOTE: No. 172097 is not furnished to U.S.A. and Canadian Agencies. The machine must be returned to the factory for gear replacements. |
| 170141 | ----- | Pair of Gears (upper shaft) consisting of Arm Shaft (horizontal) Bevel Gear, Feed Cam and Feed Lifting Eccentric and Arm Shaft (upright) Bevel Gear (upper) |
| | | NOTE: No. 170141 is not furnished to U.S.A. and Canadian Agencies. The machine must be returned to the factory for gear replacements. |
| 172068 | 25810 | Presser Bar (hollow) |
| 172069 | 25810 | Presser Bar Bushing |
| 453AL | 25810 | Presser Bar Bushing Set Screw |
| 170065 | 25810 | Presser Bar Guide Bracket with 453AL |
| 453AL | 25810 | Presser Bar Guide Bracket Set Screw |
| 172070 | 25810 | Presser Bar Lifter |
| 85E | 25810 | Presser Bar Lifter Hinge Screw |
| 170067 | 25810 | Presser Bar Spring |
| 170068 | ----- | Presser Bar Spring 170067 with 170183 .. |
| 170071 | 25812 | Presser Foot (hinged) complete |
| 140240ZB | 25812 | Presser Foot Thumb Screw |
| 140586ZB | 25810 | Pressure Regulating Thumb Screw |
| 170183 | 25810 | Pressure Regulating Thumb Screw Extension Pin |
| 172080 | 25813 | Rotating Hook |
| 172081 | ----- | Rotating Hook 172080 with 172083 |
| 172222 | 25813 | Rotating Hook Bobbin |
| 172082 | 25813 | Rotating Hook Bobbin Case |
| 172083 | 25813 | Rotating Hook Bobbin Case 172082 with 1172F, 1173E and 172202 |

PARTS FOR MACHINE No. 404-1

| No. | Plate | Name |
|----------|-------|--|
| 172084 | 25813 | Rotating Hook Bobbin Case Cushion Spring |
| 172085 | 25813 | Rotating Hook Bobbin Case Cushion Spring Bracket |
| 172086 | ----- | Rotating Hook Bobbin Case Cushion Spring Bracket 172085 with 172084 and two 662AL..... |
| 172087 | 25813 | Rotating Hook Bobbin Case Cushion Spring Bracket Adjusting Stud (eccentric) |
| 50311AL | 25813 | Rotating Hook Bobbin Case Cushion Spring Bracket Adjusting Stud (eccentric) Set Screw |
| 662AL | 25813 | Rotating Hook Bobbin Case Cushion Spring Screw (2) |
| 172207 | 25813 | Rotating Hook Bobbin Case Position Finger |
| 453AL | 25813 | Rotating Hook Bobbin Case Position Finger Set Screw..... |
| 1172F | 25813 | Rotating Hook Bobbin Case Tension Regulating Screw |
| 172202 | 25813 | Rotating Hook Bobbin Case Tension Spring |
| 1173E | 25813 | Rotating Hook Bobbin Case Tension Spring Screw..... |
| 172089 | 25813 | Rotating Hook and Position Finger Bracket |
| 140702AL | 25813 | Rotating Hook and Position Finger Bracket Set Screw (2) |
| 172090 | ----- | Rotating Hook and Position Finger Bracket 172089 with 50311AL, 172096 and two each 453AL and 140702AL |
| 172091 | ----- | Rotating Hook and Position Finger Bracket 172090 with 231X, 172081, 172086, 172087, 172092 and 172207..... |
| 172092 | 25813 | Rotating Hook and Position Finger Bracket Spring |
| 231X | 25813 | Rotating Hook and Position Finger Bracket Spring Screw |
| 172093 | 25801 | Rotating Hook Drive Shaft |
| 1259AL | 25801 | Rotating Hook Drive Shaft Bevel Gear (back) Set Screw (2) |
| | | NOTE: Pairs of Gears or Individual Gears are not furnished to U.S.A. and Canadian Agencies. Machine must be returned to the factory for gear replacements. |

PARTS FOR MACHINE No. 404-1

| No. | Plate | Name |
|----------|-------|--|
| 1259AL | 25801 | Rotating Hook Drive Shaft Bevel Gear (front) Set Screw |
| | | NOTE: Pairs of Gears or Individual Gears are not furnished to U.S.A. and Canadian Agencies. Machine must be returned to the factory for gear replacements. |
| 170078 | 25801 | Rotating Hook Drive Shaft Bushing (back) |
| 140702AL | 25801 | Rotating Hook Drive Shaft Bushing (back) Set Screw..... |
| 172094 | 25801 | Rotating Hook Drive Shaft Bushing (front) |
| 140702AL | 25801 | Rotating Hook Drive Shaft Bushing (front) Set Screw (2) |
| 172095 | 25801 | Rotating Hook Drive Shaft Collar with 209AL |
| 209AL | 25801 | Rotating Hook Drive Shaft Collar Set Screw |
| 1259AL | 25813 | Rotating Hook Bevel Gear Set Screw |
| | | NOTE: Pairs of Gears or Individual Gears are not furnished to U.S.A. and Canadian Agencies. Machine must be returned to the factory for gear replacements. |
| 172096 | 25813 | Rotating Hook Flanged Bushing |
| 453AL | 25813 | Rotating Hook Flanged Bushing Set Screw |
| 45345 | 25814 | Slack Thread Regulator and Tension Thread Guide |
| 329ZB | 25814 | Slack Thread Regulator and Tension Thread Guide and Thread Guide (upper) Screw |
| 179012 | 25807 | Stitch Indicator Plate with Machine Class Number and Trade Mark |
| 140082TM | 25807 | Stitch Indicator Plate Screw (2) |
| 172226 | 25814 | Tension Disc (3) |
| 125415 | 25814 | Tension Indicator |
| | | NOTE: When ordering No. 125415 color required must be stated. |
| 125416 | 25814 | Tension Indicator Flange |
| | | NOTE: When ordering No. 125416 color required must be stated. |
| 172214 | 25814 | Tension Indicator Flange 125416 with 172215, 172216 and 172217 |
| 172215 | 25814 | Tension Indicator Flange Adaptor |
| 172216 | 25814 | Tension Indicator Flange Adaptor Thumb Nut with 906ALZJ..... |
| 172217 | 25814 | Tension Indicator Flange Adaptor Thumb Nut Cap |
| 906ALZJ | 25814 | Tension Indicator Flange Adaptor Thumb Nut Cap Set Screw |

PARTS FOR MACHINE No. 404-1

| No. | Plate | Name |
|----------|-------|--|
| 172218 | 25814 | Tension Indicator Flange Stop Washer |
| 172139 | 25814 | Tension Releasing Lever |
| 140563C | 25814 | Tension Releasing Lever Hinge Screw |
| 12329 | 25814 | Tension Releasing Lever Spring |
| 172140 | 25814 | Tension Releasing Pin |
| 125314 | 25814 | Tension Spring |
| 140178ZJ | 25814 | Tension Stud |
| 172221 | ----- | Tension Stud 140178ZJ and 172214 |
| 140756AL | 25814 | Tension Stud Set Screw |
| 172227 | 25814 | Tension (graduated) adjustable complete, Nos. 66774, 125314, 125415, 172140, 172218, 172221, 172228 and three 172226 |
| | | NOTE: When ordering No. 172227, color required for No. 125415 must be stated. |
| 172143 | 25814 | Thread Guide (upper) |
| 179013 | 25809 | Thread Guide (lower) |
| 172145 | 25809 | Thread Take-up Stud |
| 1259AL | 25809 | Thread Take-up Stud Set Screw |
| 172146 | 25809 | Thread Take-up Lever |
| 172147 | 25809 | Thread Take-up Lever complete, Nos. 45824, 45825 and 172146 |
| 179014 | ----- | Thread Take-up Lever 172147 with 1130E, 172145, 173558 and 179009 |
| 45824 | 25809 | Thread Take-up Lever Hinge Stud |
| 45825 | 25809 | Thread Take-up Lever Link |
| 173558 | 25809 | Thread Take-up Lever Link Hinge Stud .. |
| 33704 | ----- | Thread Take-up Lever Link Hinge Stud 173558 with 1130E |
| 1130E | 25809 | Thread Take-up Lever Link Hinge Stud Cap Screw |
| 941AL | 25809 | Thread Take-up Lever Link Hinge Stud Set Screw |
| 66774 | 25814 | Thread Take-up Spring |
| 172228 | 25814 | Thread Take-up Spring Thread Guard |
| 179015 | 25812 | Throat Plate |
| 172151 | 25815 | Throat Plate Clamp (2) |
| 172152 | 25815 | Throat Plate Clamp Adjusting Screw |
| 172153 | 25815 | Throat Plate Clamp Pin (2) |
| 172213 | 25815 | Throat Plate Clamp Pin Positioning Bracket |
| 172154 | 25815 | Throat Plate Clamp Spring (2) |
| 172211 | 25815 | Throat Plate Position Bracket |
| 172156 | 25815 | Throat Plate Position Indicator Plate |
| | | NOTE: When ordering No. 172156, color of Back- ground required must be stated. |
| 140895TM | 25815 | Throat Plate Position Indicator Plate Screw (2) |

PARTS FOR MACHINE No. 404-1

| No. | Plate | Name |
|---------|-------|---|
| 172157 | 25815 | Throat Plate Position Lever |
| 140065X | 25815 | Throat Plate Position Lever Screw |
| 172158 | 25815 | Throat Plate Position Lever Spring |
| 172159 | 25815 | Throat Plate Position Lever Stop Plate .. |

MACHINE NO. 404-4

For use with School Sewing and Cutting Table
Sets Nos. 417, 418 and 419

This Machine is the same as the 404-1 Machine with the
following exceptions:

ELECTRICAL FITTINGS

| No. | Plate | Name |
|---------|-------|--|
| 196942 | ----- | Controller Starting Pitman |
| 197745 | 25824 | Safety Switch (Mercury) Mounting Bracket |
| 197746 | 25824 | Safety Switch (Mercury) Mounting Bracket Gasket |
| 219J | 25824 | Two-pin Terminal and Feed Rock Shaft Clearance Hole Cover Plate Screw (2) .. |
| 197744 | 25824 | Wiring Harness with Safety (Mercury) Switch complete, in place of 197719 |
| 140839J | 25824 | Wiring Harness Ground Wire Screw |
| 1628E | 25824 | Wiring Harness Ground Wire Screw Nut |
| 197175 | 25829 | Wiring Outfit complete, Nos. 196682, 885960, two 197179 and four wood screws 3/4 in. No. 8 R.H.B. |

LIST OF PARTS COMPLETE
FOR
MACHINE NO. 404-5

| No. | Plate | Name |
|----------|-------|--|
| *179018 | ----- | Arm |
| | | NOTE: Due to the accuracy required for gear alignment, Arm cannot be supplied separately and can only be sent as a unit, Arm and Bed assembled. |
| *179019 | ----- | Arm and Bed (assembled) with 45706, 140792X, 170078, 170132, two each 140739E, 170005, 172177, four 140749C and seven 140702AL |
| 172177 | 25805 | Arm Dowel Pin (2) |
| 172001 | 25805 | Arm Oil Shield |
| 140739E | 25805 | Arm Screw (back and right) (2) |
| 140792X | 25805 | Arm Screw (front) |
| 179003 | 25801 | Arm Shaft (horizontal) with Needle Bar Crank, 1259AL and 140886AL |
| 140558AL | 25801 | Arm Shaft (horizontal) Bevel Gear, Feed Cam and Feed Lifting Eccentric Set Screw |
| | | NOTE: Pairs of Gears or Individual Gears are not furnished to U.S.A. and Canadian Agencies. Machine must be returned to the factory for gear replacements. |
| 170005 | 25801 | Arm Shaft (horizontal) Bushing (back) |
| 170005 | 25801 | Arm Shaft (horizontal) Bushing (front) |
| 170006 | 25801 | Arm Shaft (horizontal) Collar with 453AL 453AL |
| 172005 | 25801 | Arm Shaft (horizontal) Counterbalance |
| 140559C | 25801 | Arm Shaft (horizontal) Counterbalance Set Screw |
| 172006 | 25801 | Arm Shaft (upright) |
| 1259AL | 25801 | Arm Shaft (upright) Bevel Gear (lower) Set Screw |
| | | NOTE: Pairs of Gears or Individual Gears are not furnished to U.S.A. and Canadian Agencies. Machine must be returned to the factory for gear replacements. |
| 1259AL | 25801 | Arm Shaft (upright) Bevel Gear (upper) Set Screw |
| | | NOTE: Pairs of Gears or Individual Gears are not furnished to U.S.A. and Canadian Agencies. Machine must be returned to the factory for gear replacements. |
| 45706 | 25801 | Arm Shaft (upright) Bushing (lower) |
| 170132 | 25801 | Arm Shaft (upright) Bushing (upper) |
| 179004 | 25802 | Arm Top Cover |

PARTS FOR MACHINE No. 404-5

| No. | Plate | Name |
|-----------|-------|---|
| 179005 | 25802 | Arm Top Cover complete, Nos. 172011, 179004 two 189ZJ and four 170168 |
| 141ZB | 25802 | Arm Top Cover Screw (2) |
| 172011 | 25802 | Arm Top Cover Thread Guide |
| 189ZJ | 25802 | Arm Top Cover Thread Guide Screw (2) |
| *179020 | ----- | Bed |
| | NOTE: | Due to the accuracy required for gear alignment, Bed cannot be supplied separately and can only be sent as a unit, Arm and Bed assembled. |
| 172203 | 25803 | Bed Cushion (4) |
| 140809E | 25803 | Bed Cushion Screw (4) |
| 172015 | 25812 | Bed Slide |
| 172016 | 25812 | Bed Slide Spring |
| 140828ALJ | 25812 | Bed Slide Spring Screw |
| 51738ZB | 25808 | Clamp Stop Motion Clamp Nut |
| 140881ZA | 25808 | Clamp Stop Motion Clamp Stop Screw |
| 170169 | 25808 | Clamp Stop Motion Clamp Washer |
| 170030 | 25805 | Face Plate Catch |
| 219J | 25805 | Face Plate Catch Screw |
| 170032 | 25805 | Face Plate Hinge Pin (2) |
| 179006 | 25805 | Face Plate with Threading Diagram complete, Nos. 219J, 170030 and two 170032 |
| 172026 | 25806 | Feed Bar |
| 170037 | 25806 | Feed Bar Connecting Link |
| 999C | 25806 | Feed Bar Connecting Link Hinge Screw |
| 45723 | 25806 | Feed Bar Connecting Link Hinge Stud |
| 315C | 25806 | Feed Bar Screw Center (2) |
| 15445 | ----- | Feed Bar Screw Center 315C with 1519R (2) |
| 1519R | 25806 | Feed Bar Screw Center Nut (2) |
| 179016 | 25812 | Feed Dog, 13 teeth (16 teeth to the inch) .. |
| 197X | 25812 | Feed Dog Screw (2) |
| 170045 | 25807 | Feed Forked Connection with 170119 |
| 140812C | 25807 | Feed Forked Connection Hinge Screw (eccentric) |
| 1520R | 25807 | Feed Forked Connection Hinge Screw Nut |
| 170046 | 25807 | Feed Forked Connection Slide Block |
| 170119 | ----- | Feed Forked Connection Slide Block 170046 with 1085E |
| 1085E | 25807 | Feed Forked Connection Slide Block Screw Stud |
| 172028 | 25806 | Feed Lifting Rock Shaft |
| 140749C | 25806 | Feed Lifting Rock Shaft Center (2) |
| 140702AL | 25806 | Feed Lifting Rock Shaft Center Set Screw (2) |
| 172029 | 25806 | Feed Lifting Rock Shaft Center Set Screw Insert (brass) (2) |

PARTS FOR MACHINE No. 404-5

| No. | Plate | Name |
|----------|-------|--|
| 170051 | 25807 | Feed Lifting Rock Shaft Connecting Rod with two 896AL |
| 896AL | 25807 | Feed Lifting Rock Shaft Connecting Rod Cap Screw (2) |
| 140576C | 25807 | Feed Lifting Rock Shaft Connecting Rod Hinge Screw (eccentric) |
| 1520R | 25807 | Feed Lifting Rock Shaft Connecting Rod Hinge Screw (eccentric) Nut |
| 172179 | 25807 | Feed Regulator with 1120AL |
| 172180 | ----- | Feed Regulator with 1120AL and 172170 |
| 140767C | 25807 | Feed Regulator Hinge Screw |
| 170179 | 25807 | Feed Regulator Hinge Screw Tension Spring |
| 170180 | ----- | Feed Regulator Hinge Screw Tension Spring Seat |
| 172170 | 25807 | Feed Regulator Stud |
| 1120AL | 25807 | Feed Regulator Stud Set Screw |
| 172171 | 25807 | Feed Regulator Stud Slide |
| 172172 | 25807 | Feed Regulator Stud Slide Actuating Thumb Nut |
| 172173 | 25807 | Feed Regulator Stud Slide Actuating Thumb Nut Washer |
| 990ZB | 25807 | Feed Regulator Stud Slide Actuating Thumb Nut Washer Screw |
| 170054 | 25806 | Feed Rock Shaft |
| 140749C | 25806 | Feed Rock Shaft Center (2) |
| 140702AL | 25806 | Feed Rock Shaft Center Set Screw (2) |
| 172029 | 25806 | Feed Rock Shaft Center Set Screw Insert (brass) (2) |
| 170055 | 25805 | Feed Rock Shaft Clearance Hole Cover .. |
| | NOTE: | When ordering No. 170055 color required must be stated. |
| 170177 | 25808 | Hand Wheel |
| | NOTE: | When ordering No. 170177 color required must be stated. |
| 172263 | 25808 | Hand Wheel Gear (Nylon) |
| 170020 | 25808 | Hand Wheel Gear Spring |
| 170021 | 25808 | Hand Wheel Snap Ring |
| 172264 | 25808 | Hand Wheel Complete, Nos. 170020, 170021, 170177 and 172263 |
| | NOTE: | When ordering No. 172264 color required must be stated. |
| 51045AL | ----- | Machine Hinge Connection Set Screw (2) |
| 179007 | 25809 | Needle Bar (hollow) |
| 179008 | 25809 | Needle Bar Bushing |
| 453AL | 25809 | Needle Bar Bushing Set Screw |
| 187E | 25809 | Needle Bar Clamping Screw |
| 172038 | 25809 | Needle Bar Connecting Link |

PARTS FOR MACHINE No. 404-5

| No. | Plate | Name |
|----------|-------|---|
| 179009 | ----- | Needle Bar Connecting Link 172038 with 179011 |
| 179010 | 25809 | Needle Bar Connecting Stud with 187E ... |
| 179011 | ----- | Needle Bar Connecting Stud 179010 with 125044 |
| 125044 | 25809 | Needle Bar Connecting Stud Oil Wick |
| 140886AL | 25801 | Needle Bar Crank Position Screw |
| 172223 | 25809 | Needle Clamp Body |
| 172224 | ----- | Needle Clamp 172223 with 140751ZC |
| 189ZJ | 25809 | Needle Clamp, Needle Clamp Thread Guide and Needle Stop Screw |
| 172225 | 25809 | Needle Clamp Thread Guide |
| 172066 | 25809 | Needle Stop Screw Thread Protector |
| 140751ZC | 25809 | Needle Thumb Screw |
| 170168 | 25802 | Oil Metering Insert (4) |
| 170140 | ----- | Pair of Gears (lower shaft) consisting of Arm Shaft (upright) Bevel Gear (lower) and Rotating Hook Shaft Bevel Gear (back) |
| | | NOTE: No. 170140 is not furnished to U.S.A. and Canadian Agencies. The machine must be returned to the factory for gear replacements. |
| 172097 | ----- | Pair of Gears (lower shaft, Rotating Hook end) consisting of Rotating Hook Drive Shaft Bevel Gear (front) and Rotating Hook Bevel Gear |
| | | NOTE: No. 172097 is not furnished to U.S.A. and Canadian Agencies. The machine must be returned to the factory for gear replacements. |
| 170141 | ----- | Pair of Gears (upper shaft) consisting of Arm Shaft (horizontal) Bevel Gear, Feed Cam and Feed Lifting Eccentric and Arm Shaft (upright) Bevel Gear (upper) |
| | | NOTE: No. 170141 is not furnished to U.S.A. and Canadian Agencies. The machine must be returned to the factory for gear replacements. |
| 172068 | 25811 | Presser Bar (hollow) |
| 172069 | 25811 | Presser Bar Bushing |
| 453AL | 25811 | Presser Bar Bushing Set Screw |
| 179033 | 25811 | Presser Bar Guide Bracket with 453AL |
| 453AL | 25811 | Presser Bar Guide Bracket Set Screw |
| 172070 | 25811 | Presser Bar Lifter |
| 85E | 25811 | Presser Bar Lifter Hinge Screw |
| 170067 | 25811 | Presser Bar Spring |
| 170068 | ----- | Presser Bar Spring 170067 with 170183 ... |
| 170071 | 25812 | Presser Foot (hinged) complete |
| 140240ZB | 25812 | Presser Foot Thumb Screw |
| 140586ZB | 25812 | Pressure Regulating Thumb Screw |
| 170183 | 25811 | Pressure Regulating Thumb Screw Extension Plate |

PARTS FOR MACHINE No. 404-5

| No. | Plate | Name |
|----------|-------|--|
| 172080 | 25813 | Rotating Hook |
| 172081 | ----- | Rotating Hook 172080 with 172083 |
| 172222 | 25813 | Rotating Hook Bobbin |
| 172082 | 25813 | Rotating Hook Bobbin Case |
| 172083 | 25813 | Rotating Hook Bobbin Case 172082 with 1172F, 1173E and 172202 |
| 172084 | 25813 | Rotating Hook Bobbin Case Cushion Spring |
| 172085 | 25813 | Rotating Hook Bobbin Case Cushion Spring Bracket |
| 172086 | ----- | Rotating Hook Bobbin Case Cushion Spring Bracket 172085 with 172084 and two 662AL |
| 172087 | 25813 | Rotating Hook Bobbin Case Cushion Spring Bracket Adjusting Stud (eccentric) |
| 50311AL | 25813 | Rotating Hook Bobbin Case Cushion Spring Bracket Adjusting Stud (eccentric) Set Screw |
| 662AL | 25813 | Rotating Hook Bobbin Case Cushion Spring Screw (2) |
| 172207 | 25813 | Rotating Hook Bobbin Case Position Finger |
| 453AL | 25813 | Rotating Hook Bobbin Case Position Finger Set Screw |
| 1172F | 25813 | Rotating Hook Bobbin Case Tension Regulating Screw |
| 172202 | 25813 | Rotating Hook Bobbin Case Tension Spring |
| 1173E | 25813 | Rotating Hook Bobbin Case Tension Spring Screw |
| 172089 | 25813 | Rotating Hook and Position Finger Bracket |
| 140702AL | 25813 | Rotating Hook and Position Finger Bracket Set Screw (2) |
| 172090 | ----- | Rotating Hook and Position Finger Bracket 172089 with 50311AL, 172096 and two each 453AL and 140702AL |
| 172091 | ----- | Rotating Hook and Position Finger Bracket 172090 with 231X, 172081, 172086, 172087, 172092 and 172207 |
| 172092 | 25813 | Rotating Hook and Position Finger Bracket Spring |
| 231X | 25813 | Rotating Hook and Position Finger Bracket Spring Screw |
| 172093 | 25801 | Rotating Hook Drive Shaft |
| 1259AL | 25801 | Rotating Hook Drive Shaft Bevel Gear (back) Set Screw (2) |
| | | NOTE: Pairs of Gears or Individual Gears are not furnished to U.S.A. and Canadian Agencies. Machine must be returned to factory for gear replacements. |

PARTS FOR MACHINE No. 404-5

| No. | Plate | Name |
|----------|-------|--|
| 1259AL | 25801 | Rotating Hook Drive Shaft Bevel Gear (front) Set Screw..... |
| | | NOTE: Pairs of Gears or Individual Gears are not furnished to U.S.A. and Canadian Agencies. Machine must be returned to the factory for gear replacements. |
| 170078 | 25801 | Rotating Hook Drive Shaft Bushing (back) |
| 140702AL | 25801 | Rotating Hook Drive Shaft Bushing (back) Set Screw |
| 172094 | 25801 | Rotating Hook Drive Shaft Bushing (front) |
| 140702AL | 25801 | Rotating Hook Drive Shaft Bushing (front) Set Screw (2) |
| 172095 | 25801 | Rotating Hook Drive Shaft Collar with 209AL |
| 209AL | 25801 | Rotating Hook Drive Shaft Collar Set Screw |
| 1259AL | 25813 | Rotating Hook Bevel Gear Set Screw |
| | | NOTE: Pairs of Gears or Individual Gears are not furnished to U.S.A. and Canadian Agencies. Machine must be returned to the factory for gear replacements. |
| 172096 | 25813 | Rotating Hook Flanged Bushing |
| 453AL | 25813 | Rotating Hook Flanged Bushing Set Screw |
| 45345 | 25814 | Slack Thread Regulator and Tension Thread Guide..... |
| 329ZB | 25814 | Slack Thread Regulator and Tension Thread Guide and Thread Guide (upper) Screw |
| 179012 | 25807 | Stitch Indicator Plate with Machine Class Number and Trade Mark |
| 140082TM | 25807 | Stitch Indicator Plate Screw (2) |
| 172226 | 25814 | Tension Disc (3) |
| 125415 | 25814 | Tension Indicator..... |
| | | NOTE: When ordering No. 125415 color required must be stated. |
| 125416 | 25814 | Tension Indicator Flange..... |
| | | NOTE: When ordering No. 125416 color required must be stated. |
| 172214 | 25814 | Tension Indicator Flange 125416 with 172215, 172216 and 172217 |
| 172215 | 25814 | Tension Indicator Flange Adaptor |
| 172216 | 25814 | Tension Indicator Flange Adaptor Thumb Nut with 906ALZJ |
| 172217 | 25814 | Tension Indicator Flange Adaptor Thumb Nut Cap |
| 906ALZJ | 25814 | Tension Indicator Flange Adaptor Thumb Nut Cap Set Screw..... |
| 172218 | 25814 | Tension Indicator Flange Stop Washer..... |
| 172139 | 25814 | Tension Releasing Lever..... |

PARTS FOR MACHINE No. 404-5

| No. | Plate | Name |
|----------|-------|--|
| 140563C | 25814 | Tension Releasing Lever Hinge Screw |
| 12329 | 25814 | Tension Releasing Lever Spring..... |
| 172140 | 25814 | Tension Releasing Pin..... |
| 125314 | 25814 | Tension Spring |
| 140178ZJ | 25814 | Tension Stud |
| 172221 | ----- | Tension Stud 140178ZJ and 172214 |
| 140756AL | 25814 | Tension Stud Set Screw..... |
| 172227 | 25814 | Tension (graduated) adjustable complete, Nos. 66774, 125314, 125415, 172140, 172218, 172221, 172228 and three 172226 |
| | | NOTE: When ordering No. 172227 color required for 125415 must be stated. |
| 172143 | 25814 | Thread Guide (upper) |
| 179013 | 25809 | Thread Guide (lower) |
| 172145 | 25809 | Thread Take-up Stud..... |
| 1259AL | 25809 | Thread Take-up Stud Set Screw |
| 172146 | 25809 | Thread Take-up Lever |
| 172147 | 25809 | Thread Take-up Lever complete, Nos. 45824, 45825 and 172146 |
| 179014 | ----- | Thread Take-up Lever 172147 with 1130E, 172145, 173558 and 179009 |
| 45824 | 25809 | Thread Take-up Lever Hinge Stud..... |
| 45825 | 25809 | Thread Take-up Lever Link |
| 173558 | 25809 | Thread Take-up Lever Link Hinge Stud .. |
| 33704 | ----- | Thread Take-up Lever Link Hinge Stud 173558 with 1130E |
| 1130E | 25809 | Thread Take-up Lever Link Hinge Stud Cap Screw |
| 941AL | 25809 | Thread Take-up Lever Link Hinge Stud Set Screw |
| 66774 | 25814 | Thread Take-up Spring |
| 172228 | 25814 | Thread Take-up Spring Thread Guard |
| 179015 | 25814 | Throat Plate |
| 172151 | 25814 | Throat Plate Clamp (2) |
| 172152 | 25814 | Throat Plate Clamp Adjusting Screw |
| 172153 | 25814 | Throat Plate Clamp Pin (2) |
| 172213 | 25814 | Throat Plate Clamp Pin Positioning Bracket |
| 172154 | 25814 | Throat Plate Clamp Spring (2) |
| 172211 | 25814 | Throat Plate Position Bracket |
| 172156 | 25814 | Throat Plate Position Indicator Plate |
| | | NOTE: When ordering No. 172156, color of Background required must be stated. |
| 140895TM | 25814 | Throat Plate Position Indicator Plate Screw (2) |
| 172157 | 25814 | Throat Plate Position Lever |
| 140065X | 25814 | Throat Plate Position Lever Screw |
| 172158 | 25814 | Throat Plate Position Lever Spring |
| 172159 | 25814 | Throat Plate Position Lever Stop Plate .. |

ATTACHMENT SET COMPLETE No. 161277

| No. | Plate | Name |
|----------|-------|--|
| 161275 | ----- | Attachment Box (compartmented cardboard carton) |
| 161174 | 25818 | Binder (slotted for various widths of bindings) with Pin Tape Guide, for unfolded bias binding 15/16 inch wide (commercial binding No. 6) and folded bias binding 1/2 inch wide (commercial binding No. 5) 7/16 inch wide (commercial binding No. 4) 3/8 inch wide (commercial binding No. 3) 5/16 inch wide (commercial binding No. 2) and 1/4 inch wide (commercial binding No. 1) |
| 172222 | 25818 | Bobbin (4) |
| 161195 | 25818 | Hemmer (foot) flat bottom for 5/64 inch hem complete |
| ----- | ----- | Instruction Book |
| 161276 | 25818 | Lint Brush |
| ----- | ----- | Needles 15 x 1 No. 11 (3) |
| ----- | ----- | Needles 15 x 1 No. 14 (3) |
| 161169 | 25818 | Presser Foot for gathering |
| 140728ZJ | 25818 | Presser Foot Adjusting Thumb Screw |
| 161122 | 25818 | Presser Foot Adjusting Thumb Screw Spring |
| 161163 | 25818 | Presser Foot Plate |
| 161164 | 25818 | Presser Foot Shank (adjustable) |
| 161176 | ----- | Presser Foot Shank (adjustable) 161164 with 161163..... |
| 161165 | 25818 | Presser Foot Shank (stationary) |
| 161166ZJ | 25818 | Presser Foot (hinged, adjustable for sewing either on right or left side of needle) for cording and slide fasteners complete, Nos. 140728ZJ, 161122, 161165 and 161176 |
| 160629 | 25818 | Ruffler for one, six and twelve stitch ruffling |
| 25537 | 25818 | Screw Driver (machine) |
| 120378 | 25818 | Screw Driver (hook tension)..... |
| 161170 | 25818 | Seam Guide |
| 161171 | 25818 | Seam Guide Body |
| 161172 | 25818 | Seam Guide complete, Nos. 140793ZJ, 161170 and 161171 |
| 140793ZJ | 25818 | Seam Guide Thumb Screw |
| 172007 | 25818 | Spool Pin (2) |
| 8879 | 25818 | Spool Pin Washer (2)..... |
| 161133 | 25818 | Tube of Oil for Family Machines |

**ATTACHMENT SET COMPLETE No. 161277
(Continued)**

| No. | Plate | Name |
|--------|-------|--|
| 161277 | 25818 | Attachment Set complete, Nos. 25537, 120378, 160629, 161133, 161166, 161169, 161172, 161174, 161195, 161275, 161276, an Instruction Book, two each 8879, 172007, three each Needles 15x1 No. 11, 15x1 No. 14 and four 172222 |

FINGER GUARD

| No. | Plate | Name |
|--------|-------|--------------------|
| 160851 | 25819 | Finger Guard |

ATTACHMENTS WHICH MAY BE PURCHASED SEPARATELY

| No. | Plate | Name |
|---------|-------|---|
| 161161 | ----- | Darning and Embroidery Attachment Foot |
| 140597J | ----- | Darning and Embroidery Attachment Thumb Screw |
| 161162 | ----- | Darning and Embroidery Attachment complete, Nos. 140597J and 161161 |
| 160625 | 25819 | Edge Stitcher |
| 161226 | 25819 | Tucker complete |

For component parts of the following attachments, refer to Form 19385 (Rev. 1057), Lists of Parts for Singer Fashion Aids.

| | | |
|--------|-------|--|
| 161103 | ----- | Style-O-Matic Zigzagger Attachment |
| 160743 | ----- | Buttonhole Attachment complete |
| 160753 | 25819 | Hemmer Foot for Chiffon and silk |
| 121632 | 25819 | Needle Threader (Universal) complete |
| 121634 | 25819 | Needle Threader and Seam Ripper complete |

BOBBIN WINDER PARTS

| No. | Plate | Name |
|----------|-------|---|
| 172165 | 25804 | Frame with Pulley, Spindle and 15287 |
| | | NOTE: When ordering No. 172165 color required must be stated. |
| 50464X | 25804 | Frame Hinge Screw |
| 170107 | 25804 | Frame Spring |
| 170101 | 25804 | Frame Washer |
| 15287 | 25804 | Friction Ring (rubber) |
| | | NOTE: When ordering No. 15287 color required must be stated. |
| 172184 | 25804 | Stop |
| 228ZB | 25804 | Stop Screw |
| 170161 | 25804 | Tension Bracket |
| 170162 | 25804 | Tension Bracket complete, Nos. 45847, 45915, 45916, 140138ZB and 170161 |
| 205ZB | 25804 | Tension Bracket Screw |
| 45915 | 25804 | Tension Disc |
| 140138ZB | 25804 | Tension Disc Screw |
| 45916 | 25804 | Tension Disc Screw Washer |
| 45847 | 25804 | Tension Disc Spring |

**DRIP PAN
For Machine No. 404-5**

| No. | Plate | Name |
|--------|-------|---|
| 179034 | 25823 | Drip Pan with four 1/2 inch No. 14 Wire Nails |

**KNEE LIFTER
For Machine No. 404-5**

| No. | Plate | Name |
|---------|-------|--|
| 179021 | 25816 | Bell Crank |
| 179022 | 25816 | Bell Crank 179021 with 5599 and 179023 |
| 5599 | 25816 | Bell Crank Bracket |
| 159E | 25816 | Bell Crank Bracket Screw (2) |
| 179023 | 25816 | Bell Crank Hinge Pin |
| 5735 | 25816 | Bell Crank Spring |
| 179024 | ----- | Bell Crank complete, Nos. 5735 and 179022 |
| 179025 | 25816 | Lifting Lever |
| 179026 | 25816 | Lifting Lever Connecting Rod |
| 12416J | 25816 | Lifting Lever Connecting Rod Joint |
| 140880J | 25816 | Lifting Lever Connecting Rod Joint Hinge Screw |

**KNEE LIFTER
(Continued)**

| No. | Plate | Name |
|---------|-------|--|
| 1520J | 25816 | Lifting Lever Connecting Rod Joint Hinge Screw Nut |
| 1521J | 25816 | Lifting Lever Connecting Rod Lock Nut |
| 140878K | 25816 | Lifting Lever Hinge Screw |
| 179027 | 25816 | Lifting Lever Link |
| 2763TM | 25817 | Rock Shaft |
| 7539 | 25817 | Rock Shaft Hanger with two wood screws 1 in. No. 10 (2) |
| 179028 | 25817 | Rock Shaft Knee Arm |
| 1509E | 25817 | Rock Shaft Knee Arm Clamping Nut |
| 2766 | 25817 | Rock Shaft Knee Arm Hub with 356C |
| 356C | 25817 | Rock Shaft Knee Arm Hub Set Screw |
| 179029 | ----- | Rock Shaft Knee Arm complete, Nos. 1509E, 2766, 2767 and 179028 |
| 2767 | 25817 | Rock Shaft Knee Plate with 356C |
| 356C | 25817 | Rock Shaft Knee Plate Set Screw |
| 6337 | 25817 | Rock Shaft Lifting Bracket with two 356C |
| 179030 | 25817 | Rock Shaft Lifting Bracket Hook |
| 356C | 25817 | Rock Shaft Lifting Bracket Hook Set Screw |
| 356C | 25817 | Rock Shaft Lifting Bracket Set Screw |
| 2770 | 25817 | Rock Shaft Stop Dog with 356C (2) |
| 356C | 25817 | Rock Shaft Stop Dog Set Screw (2) |
| 179031 | 25817 | Rock Shaft complete, Nos. 2763TM, 6337, 179029, 179030 and two each 2770 and 7539 |
| 179032 | ----- | Knee Lifter complete, Nos. 1520J, 1521J, 12416J, 140878K, 140880J, 179024, 179025, 179026, 179027, 179031 and two 159E |

LIGHT No. 196221

| No. | Plate | Name |
|--------|-------|--|
| 196238 | 25821 | Body (lower half) |
| 196227 | 25821 | Body (upper half) |
| 196237 | 25821 | Body Clamp |
| 180E | 25821 | Body Clamp Screw |
| 195130 | 25821 | Body Snap Ring |
| 194120 | 25821 | Lamp (specify voltage when ordering) |
| 174523 | 25821 | Lamp Shade with Name Plate and two 140580L |

NOTE: When ordering No. 174523 color required must be stated.

LIGHT No. 196221
(Continued)

| No. | Plate | Name |
|----------|-------|---|
| 174524 | 25821 | Lamp Shade complete, Nos. 228E, 170126, 172276 and 174523 |
| | | NOTE: When ordering No. 174524 color required must be stated. |
| 140758TM | 25821 | Lamp Shade Screw (2) |
| 172276 | 25821 | Lens (blue glass) |
| 170126 | 25821 | Lens Clamp |
| 228E | 25821 | Lens Clamp Screw |
| 965105 | 25821 | Lead Connector (2) |
| 964270 | 25821 | Lead Grommet |
| 196262 | 25821 | Lead with Terminal Clips and Spring Contacts complete |
| 140580L | ----- | Name Plate Drive Screw (2) |
| 196221 | 25821 | Light complete (less lamp) Nos. 195130, 196227, 196237, 196238 and 196262 |

CHART FOR PA MOTORS

| Motor Catalog No. | Volts | Cycles |
|-------------------|---------|-------------------|
| PA9-3 | 32 | D.C. only |
| PA9-5 | 50 | 25 to 75 and D.C. |
| PA9-6 | 95-100 | 25 to 75 and D.C. |
| PA9-7 | 100-110 | 25 to 75 and D.C. |
| PA9-8 | 110-120 | 25 to 75 and D.C. |
| PA9-14 | 120-130 | 25 to 75 and D.C. |
| PA9-15 | 130-145 | 25 to 75 and D.C. |

MOTOR PARTS

| No. | Plate | Name |
|---------|-------|--|
| 197705 | 25822 | Armature with Fan complete for Motors Nos. PA9-3, PA9-5, PA9-6, PA9-7, PA9-8, PA9-14 and PA9-15 |
| | | NOTE: When ordering No. 197705 state Motor for which required. |
| 195540 | 25822 | Armature Shaft Bearing (commutator end) |
| 195541 | 25822 | Armature Shaft Bearing (commutator end) Retainer |
| 196630 | 25822 | Armature Shaft Bearing (pinion end) |
| 829736 | 25822 | Armature Shaft Bearing (pinion end) Retainer |
| 51789 | 25822 | Armature Shaft Nut |
| 197782 | 25822 | Armature Shaft Pinion with 460AL |
| 460AL | 25822 | Armature Shaft Pinion Set Screw |
| 192457 | 25822 | Brush (carbon) (2) |
| 197695 | 25822 | Brush Cover (2) |
| 140433X | 25822 | Brush Cover Screw (2) |
| 197409 | 25822 | Brush Holder (2) |
| 195874 | 25822 | Brush Lead Terminal (2) |
| 196961 | 25822 | Brush Spring (2) |
| 714280 | 25822 | End Cover (commutator end) |
| | | NOTE: When ordering No. 714280 state the Motor for which required. |
| 195545 | 25822 | End Cover Insert (brass) (2) |
| 197696 | 25822 | Field Coil Insulator |
| 197706 | 25822 | Field Core and Coils complete for Motors Nos. PA9-3, PA9-5, PA9-6, PA9-7, PA9-8, PA9-14 and PA9-15 |
| | | NOTE: When ordering No. 197706 state Motor for which required. |
| 195544 | 25822 | Field Core Wedge |
| 172160 | 25805 | Motor Hold Down Plate |
| 140445X | 25805 | Motor Hold Down Plate Screw |
| 197702 | 25822 | Motor Housing (pinion end) |
| 140419X | 25822 | Motor Housing Screw (2) |
| 703566 | 25822 | Motor Housing Terminal Post (2) |
| 196236 | 25822 | Motor Housing Terminal Post Insulation .. |

FOOT CONTROLLERS (Bakelite)
(New Style)
Machine No. 404-1

| No. | Plate | Name |
|---------|-------|--|
| 197638 | ----- | Controller complete for 32 to 55 volts A.C. or D.C. Motor, Nos. 194321, 194573, 196917, 197628 and four each 140099X and 194407..... |
| 197629 | 25827 | Controller complete for 95 to 145 volts A.C. or D.C. Motor, Nos. 194321, 194573, 196918, 197628 and four each 140099X and 194407..... |
| 197637 | ----- | Controller complete for 150 to 250 volts A.C. or D.C. Motor, Nos. 194321, 194573, 196919, 197628 and four each 140099X and 194407..... |
| 196930 | 25827 | Controller Base..... |
| 196917 | ----- | Controller Base 196930 with 196939 and two each 23258, 140103X and 931090..... |
| 196918 | 25827 | Controller Base 196930 with 196940 and two each 23258, 140103X and 931090..... |
| 196919 | ----- | Controller Base 196930 with 196941 and two each 23258, 140103X and 931090..... |
| 194407 | 25827 | Controller Base Cushion (rubber) (4)..... |
| 140099X | 25827 | Controller Base Screw (4)..... |
| 194573 | 25827 | Controller Cover..... |
| 194321 | 25827 | Controller Foot Pedal..... |
| 197628 | 25827 | Controller Lead complete, 60 in. long with Insulating Sleeves, Strain Relief, Terminals and Plug..... |
| 196953 | ----- | Controller Resistance Unit for 32 to 55 volts, A.C. or D.C..... |
| 196954 | 25827 | Controller Resistance Unit for 95 to 145 volts, A.C. or D.C..... |
| 196955 | ----- | Controller Resistance Unit for 150 to 250 volts, A.C. or D.C..... |
| 196935 | 25827 | Controller Resistance Unit Linkage..... |
| 196937 | 25827 | Controller Resistance Unit Linkage Cross Slide..... |
| 1783X | 25827 | Controller Resistance Unit Linkage Cross Slide Lock Nut..... |
| 196939 | ----- | Controller Resistance Unit with Linkage, Nos. 1783X, 196935, 196937, 196953, and two each 50587J, 51327J and 193384, for 32 to 55 volts A.C. or D.C..... |
| 196940 | ----- | Controller Resistance Unit with Linkage, Nos. 1783X, 196935, 196937, 196954 and two each 50587J, 51327J and 193384, for 95 to 145 volts A.C. or D.C..... |

FOOT CONTROLLERS (Bakelite)
(New Style)
Machine No. 404-1
(Continued)

| No. | Plate | Name |
|---------|-------|---|
| 196941 | ----- | Controller Resistance Unit with Linkage, Nos. 1783X, 196935, 196937, 196955 and two each 50587J, 51327J and 193384, for 150 to 250 volts A.C. or D.C..... |
| 140103X | 25827 | Controller Resistance Unit Screw (2)..... |
| 931090 | 25827 | Controller Resistance Unit Screw Washer (asbestos) (2)..... |
| 23258 | 25827 | Controller Resistance Unit Screw Washer (steel) (2)..... |
| 193384 | 25827 | Controller Resistance Unit Short Circuiting Contact (2)..... |
| 51327J | 25827 | Controller Resistance Unit Short Circuiting Contact Screw (2)..... |
| 50587J | 25827 | Controller Resistance Unit Terminal Screw (2)..... |

CONTROLLERS
Machine No. 404-4

Refer to page No.35 which lists "Electrical Equipment for use with School Sewing and Cutting Sets Nos. 417, 418 and 419"

TREADLE CONTROLLERS (Bakelite)
For use with Stand No. 46913, for Set No. 152,
Machine No. 404-5

| No. | Plate | Name |
|--------|-------|---|
| 197842 | ----- | Controller complete, for 32 to 55 volts, A.C. or D.C. Motor, Nos. 194454, 194491, 197848 and two 140102R..... |
| 197841 | 25826 | Controller complete, for 95 to 145 volts, A.C. or D.C. Motor, Nos. 194454, 194492, 197848 and two 140102R..... |
| 197843 | ----- | Controller complete, for 150 to 250 volts, A.C. or D.C. Motor, Nos. 194454, 194493, 197848 and two 140102R..... |
| 194322 | 25826 | Controller Base..... |

TREADLE CONTROLLERS (Bakelite)
For use with Stand No. 46913, for Set No. 152,
Machine No. 404-5
(Continued)

| No. | Plate | Name |
|----------|-------|--|
| 194491 | ----- | Controller Base 194322 with 23258, 192211, 193384, 193908, 194422, 194479, 194774, 194775 and two each 50587J, 51327J, 140100R, 140103X, 194421, 194514 and 931090 |
| 194492 | 25826 | Controller Base 194322 with 23258, 192140, 193384, 193908, 194422, 194479, 194774, 194775 and two each 50587J, 51327J, 140100R, 140103X, 194421, 194514 and 931090 |
| 194493 | ----- | Controller Base 194322 with 23258, 192141, 193384, 193908, 194422, 194479, 194774, 194775 and two each 50587J, 51327J, 140100R, 140103X, 194421, 194514 and 931090 |
| 194399 | 25831 | Controller Bracket |
| 194468 | ----- | Controller Bracket 194399 with 51690R and 140348AL |
| 140348AL | 25831 | Controller Bracket Screw |
| 51690R | 25831 | Controller Bracket Screw Nut |
| 194454 | 25826 | Controller Cover with Name Plate |
| | | NOTE: When ordering No. 194454 state number of Controller for which required. |
| 140102R | 25826 | Controller Cover Screw (2) |
| 197848 | 25826 | Controller Lead Complete |
| 193908 | 25826 | Controller Lead Clamp |
| 194479 | 25826 | Controller Lead Clamp Insulation |
| 192211 | ----- | Controller Resistance Unit for 32 to 55 volts |
| 192140 | 25826 | Controller Resistance Unit for 95 to 145 volts |
| 192141 | ----- | Controller Resistance Unit for 150 to 250 volts |
| 194774 | 25826 | Controller Resistance Unit Adjusting Nut |
| 194775 | 25826 | Controller Resistance Unit Adjusting Nut Lock Spring |
| 194416 | ----- | Controller Resistance Unit Bell Crank |
| 194324 | 25826 | Controller Resistance Unit Bell Crank Connecting Link with Insert |
| 140101C | 25826 | Controller Resistance Unit Bell Crank Connecting Link Hinge Screw |
| 1607J | ----- | Controller Resistance Unit Bell Crank Connecting Link Hinge Screw Nut |
| 51340C | ----- | Controller Resistance Unit Bell Crank Hinge Screw |

TREADLE CONTROLLERS (Bakelite)
For use with Stand No. 46913, for Set No. 152,
Machine No. 404-5
(Continued)

| No. | Plate | Name |
|---------|-------|--|
| 1607J | ----- | Controller Resistance Unit Bell Crank Hinge Screw Nut |
| 194421 | 25826 | Controller Resistance Unit Bell Crank Spring (2) |
| 194402 | 25826 | Controller Resistance Unit Bell Crank Spring Bracket |
| 194422 | ----- | Controller Resistance Unit Bell Crank Spring Bracket 194402 with 51340C, 140101C, 194324, 194416, 194773 and two 1607J |
| 140100R | ----- | Controller Resistance Unit Bell Crank Spring Bracket Screw (2) |
| 194514 | ----- | Controller Resistance Unit Bell Crank Spring Bracket Screw Insulating Disc (2) |
| 140103X | 25826 | Controller Resistance Unit Screw (2) |
| 931090 | ----- | Controller Resistance Unit Screw Washer (asbestos) (2) |
| 23258 | 25826 | Controller Resistance Unit Screw Washer (steel) |
| 193384 | 25826 | Controller Resistance Unit Short Circuiting Contact |
| 51327J | 25826 | Controller Resistance Unit Short Circuiting Contact Screw |
| 50587J | 25826 | Controller Resistance Unit Terminal Screw (2) |
| 194773 | 25826 | Controller Resistance Unit Yoke |
| 792R | 25831 | Controller Screw (3) |

WIRING HARNESS No. 197719
Machines Nos. 404-1 and 404-5
(110-120 Volts A.C. or D.C. Motor)

| No. | Plate | Name |
|--------|-------|---|
| 197719 | 25820 | Wiring Harness complete, Nos. 197625, 197626 and 197717 |
| 197625 | 25820 | Wiring Harness Controller Socket (female) with leads (from Machine to Controller) |
| 140593 | 25820 | Wiring Harness Terminal (two-pin) Post Screw (2) |
| 197717 | 25820 | Wiring Harness Terminal (two-pin) with Posts and two 140593 |

WIRING HARNESS No. 197719
Machines Nos. 404-1 and 404-5
(100-120 Volts A.C. or D.C. Motor)
(Continued)

| No. | Plate | Name |
|--------|-------|---|
| 197626 | 25820 | Wiring Harness Lead with Terminal Clips (Lead from Two-pin Terminal (male half) to Light) |
| 145TM | 25820 | Two-Pin Terminal Body (male half) Screw (1) |

WIRING HARNESS No. 197720
(For all Motor ratings except 110-120 Volts A.C.
or D.C. Motor)

| No. | Plate | Name |
|--------|-------|---|
| 197720 | ----- | Wiring Harness complete, Nos. 197625, 197626 and 197721 |
| | | NOTE: When ordering No. 197720, state voltage of Motor for which required. |
| 197625 | 25820 | Wiring Harness Controller Socket (female) with Leads (from machine to Controller) .. |
| 140593 | 25820 | Wiring Harness Terminal (two-pin) Post Screw (2) |
| 197721 | ----- | Wiring Harness Terminal (two-pin) with Posts and two 140593 |
| 197626 | 25820 | Wiring Harness Lead with Terminal Clips (Lead from Two-pin Terminal (male half) to Light) |
| 145TM | 25820 | Two-Pin Terminal Body (male half) Screw (1) |
| 172161 | 25805 | Two-Pin Terminal and Feed Rock Shaft Clearance Hole Cover Plate |
| | | NOTE: When ordering No. 172161 color required must be stated. |
| 219J | 25805 | Two-Pin Terminal and Feed Rock Shaft Clearance Hole Cover Plate Screw (3) |
| 51327J | 25805 | Two-Pin Terminal Body Screw (2) |

LINE LEAD
(From wall socket to machine)
For Machines Nos. 404-1 and 404-5

| No. | Plate | Name |
|--------|-------|---|
| 197874 | 25825 | Two-Pin Terminal (female half) with Lead complete |
| | | NOTE: When ordering No. 197874 color required must be stated. |

ELECTRICAL EQUIPMENT
For use with School Sewing and Cutting Table Sets
Nos. 417, 418 and 419
Machine No. 404-4

| No. | Plate | Name |
|---------|-------|---|
| 197175 | 25829 | Wiring Outfit complete, Nos. 196682, 885960, two 197179 and four wood screws 3/4 in. No. 8 R.H.B. |
| 197179 | 25828 | Controller with Six-pin socket and Line Lead complete, for 95 to 145 volts, A.C. or D.C. Motor, Nos. 194324, 196914, 197208, 197216 and two 149102X (2) |
| 196931 | 25828 | Controller Base (2) |
| 196914 | 25828 | Controller Base 196931 with 1783X, 23258, 193384, 193908, 194479, 196937, 196944, 196947 and two each 50587J, 51327J, 140103X and 931090 (2) |
| 50559X | ----- | Controller Base Screw (6) |
| 194603 | ----- | Controller Base Screw Washer (6) |
| 197216 | 25828 | Controller Cover with Name Plate (2) |
| 140102X | 25828 | Controller Cover Screw (4) |
| 197208 | 25828 | Controller Lead with Six-pin Plug and Line Lead with Plate complete, Nos. 196687 and two 50791J |
| 50587J | 25828 | Controller Lead with Six-pin Plug and Line Lead with Plate Screw (4) |
| 193908 | 25828 | Controller Lead Clamp (2) |
| 194479 | 25828 | Controller Lead Clamp Insulation (2) |
| 196687 | 25828 | Controller Lead Plug (2) |
| 50791J | 25828 | Controller Lead Plug Screw (4) |
| 196947 | 25828 | Controller Resistance Unit 95 to 145 volts (2) |
| 196937 | 25828 | Controller Resistance Unit Linkage Cross Slide (2) |
| 1783X | 25828 | Controller Resistance Unit Linkage Cross Slide Lock Nut (2) |

ELECTRICAL EQUIPMENT

For use with School Sewing and Cutting Table Sets
Nos. 417, 418 and 419
Machine No. 404-4
(Continued)

| No. | Plate | Name |
|---------|-------|--|
| 194324 | 25828 | Controller Resistance Unit Insulating Link Insert (2) |
| 196944 | ----- | Controller Resistance Unit Lever Bracket and Insulating Link (2) |
| 196674 | 25830 | Controller Plug Receptacle (2) |
| 197168 | 25830 | Controller Plug Receptacle Lead (less plug) |
| 197170 | 25830 | Controller Plug Receptacle Jumper Lead (black) |
| 196677 | 25830 | Controller Plug Receptacle Jumper Lead (brown) |
| 196684 | 25830 | Controller Plug Receptacle Jumper Lead (green) |
| 196683 | 25830 | Controller Plug Receptacle Lead 197168 with 888527 |
| 888527 | 25830 | Controller Plug Receptacle Lead Plug with Clamp and two 50764J |
| 885960 | 25829 | Controller Plug Receptacle Lead Plug Adaptor |
| 50764J | 25830 | Controller Plug Receptacle Lead Plug Clamp Clamping Screw (2) |
| 50637X | 25830 | Controller Plug Receptacle Screw (4) |
| 140103X | 25828 | Controller Resistance Unit Screw (4) |
| 931090 | ----- | Controller Resistance Unit Screw Washer (asbestos) (4) |
| 23258 | 25828 | Controller Resistance Unit Screw Washer (steel) (2) |
| 193384 | 25828 | Controller Resistance Unit Short Circuiting Contact (4) |
| 51327J | 25828 | Controller Resistance Unit Short Circuiting Contact Screw (4) |
| 196942 | ----- | Controller Starting Pitman (2) |
| 196673 | 25830 | Junction Box |
| 196682 | 25830 | Junction Box complete, Nos. 196673, 196676, 196677, 196679, 196683, 196684, 197170, two 196674 and four 50637X |
| 196679 | 25830 | Junction Box Cover |
| 196676 | 25830 | Junction Box Strain Relief (two pieces) .. |
| 197745 | 25824 | Safety Switch (Mercury) Mounting Bracket (2) |
| 197746 | 25824 | Safety Switch (Mercury) Mounting Bracket Gasket (2) |
| 219J | 25824 | Two-pin Terminal and Feed Rock Shaft Clearance Hole Cover Plate Screw (2) |

ELECTRICAL EQUIPMENT

For use with School Sewing and Cutting Table Sets
Nos. 417, 418 and 419
Machine No. 404-4
(Continued)

| No. | Plate | Name |
|---------|-------|---|
| 197744 | 25824 | Wiring Harness with Safety Switch (Mercury) complete, in place of 197719(2) |
| 140839J | 25824 | Wiring Harness Ground Wire Screw |
| 1628F | 25824 | Wiring Harness Ground Wire Screw Nut |

NUMERICAL LIST OF PARTS

| No. | Plate | Name |
|-------|-------|--|
| 85E | 25810 | Presser Bar Lifter Hinge Screw |
| 141ZB | 25802 | Arm Top Cover Screw |
| 145TM | 25820 | Two-pin Terminal Body (male half) Screw |
| 159E | 25816 | Knee Lifter Bell Crank Bracket Screw for 179032 |
| 180E | 25821 | Light Body Clamp Screw |
| 187E | 25809 | Needle Bar Clamping Screw for 179010 ... |
| 189ZJ | 25802 | Arm Top Cover Thread Guide Screw for 179005 |
| 189ZJ | 25809 | Needle Clamp, Needle Clamp Thread Guide and Needle Stop Screw |
| 197X | 25812 | Feed Dog Screw..... |
| 205ZB | 25804 | Bobbin Winder Tension Bracket Screw |
| 209AL | 25801 | Rotating Hook Drive Shaft Collar Set Screw for 172095 |
| 219J | 25805 | Face Plate Catch Screw for 179006 |
| 219J | 25805 | Two-pin Terminal and Feed Rock Shaft Clearance Hole Cover Plate Screw |
| 228E | 25821 | Light Lens Clamp Screw for 174524 |
| 228ZB | 25804 | Bobbin Winder Stop Screw |
| 231X | 25813 | Rotating Hook and Position Finger Bracket Spring Screw for 172091..... |
| 315C | 25806 | Feed Bar Screw Center for 15445 |
| 329ZB | 25814 | Slack Thread Regulator and Tension Thread Guide and Thread Guide (upper) Screw |
| 356C | 25817 | Knee Lifter Rock Shaft Knee Arm Hub Set Screw for 2766 |
| 356C | 25817 | Knee Lifter Rock Shaft Knee Plate Set Screw for 2767 |
| 356C | 25817 | Knee Lifter Rock Shaft Lifting Bracket Hook Set Screw for 6337 |
| 356C | 25817 | Knee Lifter Rock Shaft Lifting Bracket Set Screw for 6337..... |
| 356C | 25817 | Knee Lifter Rock Shaft Stop Dog Set Screw for 2770 |
| 453AL | 25801 | Arm Shaft (horizontal) Collar Set Screw for 170006..... |
| 453AL | 25809 | Needle Bar Bushing Set Screw |
| 453AL | 25810 | Presser Bar Bushing Set Screw |
| 453AL | 25810 | Presser Bar Guide Bracket Set Screw for 170065 and 179033 |
| 453AL | 25813 | Rotating Hook Bobbin Case Position Finger Set Screw for 172090 |
| 453AL | 25813 | Rotating Hook Flanged Bushing Set Screw for 172090 |
| 460AL | 25822 | Armature Shaft Pinion Set Screw for 197782 |

NUMERICAL LIST OF PARTS

| No. | Plate | Name |
|---------|-------|--|
| 662AL | 25813 | Rotating Hook Bobbin Case Cushion Spring Screw for 172086 |
| 792R | 25831 | Controller Screw for 404-5 Machine |
| 896AL | 25807 | Feed Lifting Rock Shaft Connecting Rod Cap Screw for 170051 |
| 906ALZJ | 25814 | Tension Indicator Flange Adaptor Thumb Nut Cap Set Screw for 172216 |
| 941AL | 25809 | Thread Take-up Lever Link Hinge Stud Set Screw |
| 990ZB | 25807 | Feed Regulator Stud Slide Actuating Thumb Nut Washer Screw |
| 999C | 25806 | Feed Bar Connecting Link Hinge Screw .. |
| 1085E | 25807 | Feed Forked Connection Slide Block Screw Stud for 170119 |
| 1120AL | 25807 | Feed Regulator Stud Set Screw for 172179 and 172180 |
| 1130E | 25809 | Thread Take-up Lever Link Hinge Stud Cap Screw for 33704 and 179014 |
| 1172F | 25813 | Rotating Hook Bobbin Case Tension Regulating Screw for 172083 |
| 1173E | 25813 | Rotating Hook Bobbin Case Tension Spring Screw for 172083 |
| 1259AL | 25801 | Arm Shaft (upright) Bevel Gear (lower) Set Screw |
| 1259AL | 25801 | Arm Shaft (upright) Bevel Gear (upper) Set Screw |
| 1259AL | 25801 | Rotating Hook Drive Shaft Bevel Gear (back) Set Screw |
| 1259AL | 25801 | Rotating Hook Drive Shaft Bevel Gear (front) Set Screw |
| 1259AL | 25813 | Rotating Hook Bevel Gear Set Screw |
| 1259AL | 25809 | Thread Take-up Stud Set Screw for 179003 |
| 1509E | 25817 | Knee Lifter Rock Shaft Knee Arm Clamping Nut for 179029 |
| 1519R | 25806 | Feed Bar Screw Center Nut for 15445 |
| 1520R | 25807 | Feed Forked Connection Hinge Screw Nut |
| 1520R | 25807 | Feed Lifting Rock Shaft Connecting Rod Hinge Screw (eccentric) Nut |
| 1520J | 25816 | Knee Lifter Lifting Lever Connecting Rod Joint Hinge Screw Nut for 179032 |
| 1521J | 25816 | Knee Lifter Lifting Lever Connecting Rod Lock Nut for 179032 |
| 1607J | ----- | Controller Resistance Unit Bell Crank Connecting Link Hinge Screw Nut for 194422 |
| 1607J | ----- | Controller Resistance Unit Bell Crank Hinge Screw Nut for 194422 |

NUMERICAL LIST OF PARTS

| No. | Plate | Name |
|--------|-------|---|
| 1628E | 25824 | Wiring Harness Ground Wire Screw Nut for 404-4 Machine |
| 1783X | 25827 | Controller Resistance Unit Linkage Cross Slide Lock Nut for 196914, 196939, 196940 and 196941 |
| 2763TM | 25817 | Knee Lifter Rock Shaft for 179031 |
| 2766 | 25817 | Knee Lifter Rock Shaft Knee Arm Hub with 356C, for 179029 |
| 2767 | 25817 | Knee Lifter Rock Shaft Knee Plate with 356C, for 179029 |
| 2770 | 25817 | Knee Lifter Rock Shaft Stop Dog with 356C, for 179031 |
| 5599 | 25816 | Knee Lifter Bell Crank Bracket for 179022 |
| 5735 | 25816 | Knee Lifter Bell Crank Spring for 179024 |
| 6337 | 25817 | Knee Lifter Rock Shaft Lifting Bracket with two 356C, for 179031 |
| 7539 | 25817 | Knee Lifter Rock Shaft Hanger with two wood screws 1 in. No. 10, for 179031 |
| 8879 | 25803 | Bed Cover Plate (bottom) Screw Thumb Nut Washer (felt) for 404-1 and 404-4 Machines |
| | | NOTE: When ordering No. 8879 color required must be stated. |
| 8879 | 25818 | Spool Pin Washer for 161277 (Attachment Set) |
| 12329 | 25814 | Tension Releasing Lever Spring |
| 12416J | 25816 | Knee Lifter Lifting Lever Connecting Rod Joint for 179032 |
| 15287 | 25804 | Bobbin Winder Friction Ring (rubber) for 172165 |
| | | NOTE: When ordering No. 15287 color required must be stated. |
| 15445 | ----- | Feed Bar Screw Center 315C with 1519R |
| 23258 | 25827 | Controller Resistance Unit Screw Washer (steel) for 194491, 194492, 194493, 196914, 196917, 196918 and 196919 |
| 25537 | 25818 | Screw Driver (machine) for 161277 (Attachment Set) |
| 33704 | ----- | Thread Take-up Lever Link Hinge Stud 173558 with 1130E |
| 45345 | 25814 | Slack Thread Regulator and Tension Thread Guide |
| 45706 | 25801 | Arm Shaft (upright) Bushing (lower) for 179002 and 179019 |
| 45723 | 25806 | Feed Bar Connecting Link Hinge Stud |
| 45824 | 25809 | Thread Take-up Lever Hinge Stud for 172147 |
| 45825 | 25809 | Thread Take-up Lever Link for 172147 |

NUMERICAL LIST OF PARTS

| No. | Plate | Name |
|---------|-------|---|
| 45847 | 25804 | Bobbin Winder Tension Disc Spring for 170162 |
| 45915 | 25804 | Bobbin Winder Tension Disc for 170162 |
| 45916 | 25804 | Bobbin Winder Tension Disc Screw Washer for 170162 |
| 50311AL | 25813 | Rotating Hook Bobbin Case Cushion Spring Bracket Adjusting Stud (eccentric) Set Screw for 172090 |
| 50464X | 25804 | Bobbin Winder Frame Hinge Screw |
| 50559X | ----- | Controller Base Screw for 404-4 Machine |
| 50587J | 25827 | Controller Resistance Unit Terminal Screw for 194491, 194492, 194493, 196939, 196940 and 196941 |
| 50587J | 25828 | Controller Lead with Six-pin Plug and Line Lead with Plate Screw for 196914 |
| 50637X | 25830 | Controller Plug Receptacle Screw for 196682 |
| 50764J | 25830 | Controller Plug Receptacle Lead Plug Clamp Clamping Screw for 888527 |
| 50791J | 25828 | Controller Lead Plug Screw for 197208 |
| 51045AL | ----- | Machine Hinge Connection Set Screw |
| 51327J | 25827 | Controller Resistance Unit Short Circuiting Contact Screw for 194491, 194492, 194493, 196914, 196939, 196940 and 196941 |
| 51327J | 25805 | Two-pin Terminal Body Screw for 404-1 and 404-5 Machines |
| 51340C | ----- | Controller Resistance Unit Bell Crank Hinge Screw for 194422 |
| 51361R | 25803 | Bed Cover Plate (bottom) Screw for 179002 |
| 51621R | 25803 | Bed Cover Plate (bottom) Screw Thumb Nut for 404-1 and 404-4 Machines |
| 51690R | 25831 | Controller Bracket Screw Nut for 194468 |
| 51738ZB | 25808 | Clamp Stop Motion Clamp Nut |
| 51789 | 25822 | Armature Shaft Nut |
| 66774 | 25814 | Thread Take-up Spring for 172227 |
| 120378 | 25818 | Screw Driver (hook tension) for 161277 (Attachment Set) |
| 121632 | 25819 | Needle Threader (Universal) complete |
| 121634 | 25819 | Needle Threader and Seam Ripper complete |
| 125044 | 25809 | Needle Bar Connecting Stud Oil Wick for 179011 |
| 125314 | 25814 | Tension Spring for 172227 |
| 125415 | 25814 | Tension Indicator for 172227 |

NOTE: When ordering No. 125415 color required must be stated.

NUMERICAL LIST OF PARTS

| No. | Plate | Name |
|----------|-------|--|
| 125416 | 25814 | Tension Indicator Flange for 172214 |
| | | NOTE: When ordering No. 125416 color required must be stated. |
| 140065X | 25815 | Throat Plate Position Lever Screw |
| 140082TM | 25807 | Stitch Indicator Plate Screw |
| 140099X | 25827 | Controller Base Screw for 197629, 197637 and 197638 |
| 140100R | ----- | Controller Resistance Unit Bell Crank Spring Bracket Screw for 194491, 194492 and 194493 |
| 140101C | 25826 | Controller Resistance Unit Bell Crank Connecting Link Hinge Screw for 194422 |
| 140102R | 25826 | Controller Cover Screw for 197841, 197842 and 197843 |
| 140102X | 25828 | Controller Cover Screw for 197179 |
| 140103X | 25827 | Controller Resistance Unit Screw for 194491, 194492, 194493, 196914, 196917, 196918 and 196919 |
| 140138ZB | 25804 | Bobbin Winder Tension Disc Screw for 170162 |
| 140178ZJ | 25814 | Tension Stud for 172221 |
| 140240ZB | 25812 | Presser Foot Thumb Screw |
| 140348AL | 25831 | Controller Bracket Screw for 194468 |
| 140419X | 25822 | Motor Housing Screw |
| 140433X | 25822 | Brush Cover Screw |
| 140445X | 25805 | Motor Hold Down Plate Screw |
| 140558AL | 25801 | Arm Shaft (horizontal) Bevel Gear, Feed Cam and Feed Lifting Eccentric Set Screw |
| 140559C | 25801 | Arm Shaft (horizontal) Counterbalance Set Screw |
| 140563C | 25814 | Tension Releasing Lever Hinge Screw |
| 140576C | 25807 | Feed Lifting Rock Shaft Connecting Rod Hinge Screw (eccentric) |
| 140580L | ----- | Light Name Plate Drive Screw for 174523 |
| 140586ZB | 25810 | Pressure Regulating Thumb Screw |
| 140593 | 25820 | Wiring Harness Terminal (two-pin) Post Screw for 197717 and 197721 |
| 140597J | ----- | Darning and Embroidery Attachment Thumb Screw for 161162 |
| 140702AL | 25806 | Feed Lifting Rock Shaft Center Set Screw for 179002 and 179019 |
| 140702AL | 25806 | Feed Rock Shaft Center Set Screw for 179002 and 179019 |
| 140702AL | 25813 | Rotating Hook and Position Finger Bracket Set Screw for 179002 and 179019 |
| 140702AL | 25801 | Rotating Hook Drive Shaft Bushing (back) Set Screw for 179002 and 179019 |

NUMERICAL LIST OF PARTS

| No. | Plate | Name |
|-----------|-------|---|
| 140702AL | 25801 | Rotating Hook Drive Shaft Bushing (front) Set Screw for 172090 |
| 140728ZJ | 25818 | Presser Foot Adjusting Thumb Screw for 161166 |
| 140739E | 25805 | Arm Screw (back and right) for 179002 and 179019..... |
| 140749C | 25806 | Feed Lifting Rock Shaft Center for 179002 and 179019..... |
| 140749C | 25806 | Feed Rock Shaft Center for 179002 and 179019 |
| 140751ZC | 25809 | Needle Thumb Screw for 172224 |
| 140756AL | 25814 | Tension Stud Set Screw |
| 140758TM | 25821 | Light Lamp Shade Screw |
| 140767C | 25807 | Feed Regulator Hinge Screw |
| 140792X | 25805 | Arm Screw (front) for 179002 and 179019 |
| 140793ZJ | 25818 | Seam Guide Thumb Screw for 161172 |
| 140809E | 25803 | Bed Cushion Screw |
| 140812C | 25807 | Feed Forked Connection Hinge Screw (eccentric) |
| 140828ALJ | 25812 | Bed Slide Spring Screw |
| 140839J | 25824 | Wiring Harness Ground Wire Screw for 404-4 Machine |
| 140878K | 25816 | Knee Lifter Lifting Lever Hinge Screw for 179032 |
| 140880J | 25816 | Knee Lifter Lifting Lever Connecting Rod Joint Hinge Screw for 179032 |
| 140881ZA | 25808 | Clamp Stop Motion Clamp Stop Screw..... |
| 140886AL | 25801 | Needle Bar Crank Position Screw for 179003 |
| 140895TM | 25815 | Throat Plate Position Indicator Plate Screw..... |
| 160625 | 25819 | Edge Stitcher..... |
| 160629 | 25818 | Ruffler for one, six and twelve stitch ruffling for 161277 (Attachment Set) |
| 160743 | ----- | Buttonhole Attachment complete..... |
| 160753 | 25819 | Hemmer Foot for chiffon and silk..... |
| 160851 | 25819 | Finger Guard |
| 161103 | ----- | Style-O-Matic Zigzagger Attachment..... |
| 161122 | 25818 | Presser Foot Adjusting Thumb Screw Spring for 161166 |
| 161133 | 25818 | Tube of Oil for Family Machines for 161277 (Attachment Set)..... |
| 161161 | ----- | Darning and Embroidery Attachment Foot for 161162 |
| 161162 | ----- | Darning and Embroidery Attachment complete, Nos. 140597J and 161161 |
| 161163 | 25818 | Presser Foot Plate for 161176 |
| 161164 | 25818 | Presser Foot Shank (adjustable) for 161176 |

NUMERICAL LIST OF PARTS

| No. | Plate | Name |
|----------|-------|--|
| 161165 | 25818 | Presser Foot Shank (stationary) for 161166 |
| 161166ZJ | 25818 | Presser Foot (hinged, adjustable for sewing either on right or left side of needle) for cording and slide fasteners complete, for 161277, Nos. 140728ZJ, 161122, 161165 and 161176 (Attachment Set) |
| 161169 | 25818 | Presser Foot for gathering for 161277 (Attachment Set) |
| 161170 | 25818 | Seam Guide for 161172 |
| 161171 | 25818 | Seam Guide Body for 161172 |
| 161172 | 25818 | Seam Guide complete for 161277, Nos. 140793ZJ, 161170 and 161171 (Attachment Set) |
| 161174 | 25818 | Binder (slotted for various widths of bindings) with Pin Tape Guide, for unfolded bias binding 15/16 in. wide (commercial binding No. 6) and folded bias binding 1/2 in. wide (commercial binding No. 5) 7/16 in. wide (commercial binding No. 4) 3/8 in. wide (commercial binding No. 3) 5/16 in. wide (commercial binding No. 2) and 1/4 in. wide (commercial binding No. 1) for 161277 (Attachment Set) |
| 161176 | ----- | Presser Foot Shank (adjustable) 161164 with 161163 for 161166 |
| 161195 | 25818 | Hemmer (foot) flat bottom for 5/64 in. hem complete for 161277 (Attachment Set) |
| 161226 | 25819 | Tucker complete |
| 161275 | ----- | Attachment Box (compartmented cardboard carton) for 161277 (Attachment Set) |
| 161276 | 25818 | Lint Brush for 161277 (Attachment Set) .. |
| 161277 | 25818 | Attachment Set complete, Nos. 25537, 120378, 160629, 161133, 161166, 161169, 161172, 161174, 161195, 161275, 161276, on Instruction Book, two each 8879, 172007, three each Needles 15x1 No. 11, 15x1 No. 14 and four 172222 |
| 170005 | 25801 | Arm Shaft (horizontal) Bushing (back) for 179002 and 179019 |
| 170005 | 25801 | Arm Shaft (horizontal) Bushing (front) for 179002 and 179019..... |
| 170006 | 25801 | Arm Shaft (horizontal) Collar with 453AL |
| 170020 | 25808 | Hand Wheel Gear Spring for 172264..... |
| 170021 | 25808 | Hand Wheel Snap Ring for 172264 |

NUMERICAL LIST OF PARTS

| No. | Plate | Name |
|--------|-------|--|
| 170030 | 25805 | Face Plate Catch for 179006..... |
| 170032 | 25805 | Face Plate Hinge Pin for 179006..... |
| 170037 | 25806 | Feed Bar Connecting Link |
| 170045 | 25807 | Feed Forked Connection with 170119 |
| 170046 | 25807 | Feed Forked Connection Slide Block for 170119..... |
| 170051 | 25807 | Feed Lifting Rock Shaft Connecting Rod with two 896Al |
| 170054 | 25806 | Feed Rock Shaft |
| 170055 | 25805 | Feed Rock Shaft Clearance Hole Cover .. |
| | | NOTE: When ordering No. 170055 color required must be stated. |
| 170065 | 25810 | Presser Bar Guide Bracket with 453AL, for 404-1 and 404-4 Machines..... |
| 170067 | 25810 | Presser Bar Spring for 170068..... |
| 170068 | ----- | Presser Bar Spring 170067 with 170183 |
| 170071 | 25812 | Presser Foot (hinged) complete..... |
| 170078 | 25801 | Rotating Hook Drive Shaft Bushing (back) for 179002 and 179019 |
| 170101 | 25804 | Bobbin Winder Frame Washer..... |
| 170107 | 25804 | Bobbin Winder Frame Spring |
| 170119 | ----- | Feed Forked Connection Slide Block 170046 with 1085E for 170045 |
| 170126 | 25821 | Light Lens Clamp for 174524 |
| 170132 | 25801 | Arm Shaft (upright) Bushing (upper) for 179002 and 179019 |
| 170140 | ----- | Pair of Gears (lower shaft) consisting of Arm Shaft (upright) Bevel Gear (lower) and Rotating Hook Shaft Bevel Gear (back) |
| | | NOTE: No. 170140 is not furnished to U.S.A. and Canadian Agencies. The machine must be returned to the factory for gear replacements. |
| 170141 | ----- | Pair of Gears (upper shaft) consisting of Arm Shaft (horizontal) Bevel Gear Feed Com and Feed Lifting Eccentric and Arm Shaft (upright) Bevel Gear (upper) |
| | | NOTE: No. 170141 is not furnished to U.S.A. and Canadian Agencies. The machine must be returned to the factory for gear replacements. |
| 170161 | 25804 | Bobbin Winder Tension Bracket for 170162..... |
| 170162 | 25804 | Bobbin Winder Tension Bracket complete, Nos. 45847, 45915, 45916, 140138ZB and 171061 |

NUMERICAL LIST OF PARTS

| No. | Plate | Name |
|--------|-------|---|
| 170168 | 25802 | Oil Metering Insert for 179005 |
| 170169 | 25808 | Clamp Stop Motion Clamp Washer |
| 170177 | 25808 | Hand Wheel for 172264 |
| | | NOTE: When ordering No. 170177 color required must be stated. |
| 170179 | 25807 | Feed Regulator Hinge Screw Tension Spring..... |
| 170180 | 25807 | Feed Regulator Hinge Screw Tension Spring Seat |
| 170183 | 25810 | Pressure Regulating Thumb Screw Extension Pin for 170068 |
| 172001 | 25805 | Arm Oil Shield |
| 172005 | 25801 | Arm Shaft (horizontal) Counterbalance |
| 172006 | 25801 | Arm Shaft (upright) |
| 172007 | 25818 | Spool Pin for 161277 (Attachment Set) |
| 172011 | 25802 | Arm Top Cover Thread Guide for 179005 |
| 172012 | 25803 | Bed Cover Plate (bottom) for 172013 |
| 172013 | ----- | Bed Cover Plate (bottom) 172012 with 172014, for 404-1 and 404-4 Machine |
| 172014 | 25803 | Bed Cover Plate (bottom) felt for 172013 |
| 172015 | 25812 | Bed Slide |
| 172016 | 25812 | Bed Slide Spring |
| 172026 | 25806 | Feed Bar |
| 172028 | 25806 | Feed Lifting Rock Shaft |
| 172029 | 25806 | Feed Lifting Rock Shaft Center Set Screw Insert (brass)..... |
| 172029 | 25806 | Feed Rock Shaft Center Set Screw Insert (brass) |
| 172038 | 25809 | Needle Bar Connecting Link for 179009 .. |
| 172066 | 25809 | Needle Stop Screw Thread Protector |
| 172068 | 25810 | Presser Bar (hollow) |
| 172069 | 25810 | Presser Bar Bushing..... |
| 172070 | 25810 | Presser Bar Lifter |
| 172080 | 25813 | Rotating Hook for 172081 |
| 172081 | ----- | Rotating Hook 172080 with 172083 for 172091 |
| 172082 | 25813 | Rotating Hook Bobbin Case for 172083 |
| 172083 | 25813 | Rotating Hook Bobbin Case 172082 with 1172F, 1173E and 172202, for 172081 |
| 172084 | 25813 | Rotating Hook Bobbin Case Cushion Spring for 172086 |
| 172085 | 25813 | Rotating Hook Bobbin Case Cushion Spring Bracket for 172086 |
| 172086 | ----- | Rotating Hook Bobbin Case Cushion Spring Bracket 172095 with 172084 and two 662AL, for 172091 |

NUMERICAL LIST OF PARTS

| No. | Plate | Name |
|--------|-------|--|
| 172087 | 25813 | Rotating Hook Bobbin Case Cushion Spring Bracket Adjusting Stud (eccentric) for 172091 |
| 172089 | 25813 | Rotating Hook and Position Finger Bracket for 172090 |
| 172090 | ----- | Rotating Hook and Position Finger Bracket 172089 with 50311AL, 172096 and two each 453AL, and 140702AL, for 172091 |
| 172091 | ----- | Rotating Hook and Position Finger Bracket 172090 with 231X, 172081, 172086, 172087, 172092 and 172207 |
| 172092 | 25813 | Rotating Hook and Position Finger Bracket Spring for 172091 |
| 172093 | 25801 | Rotating Hook Drive Shaft |
| 172094 | 25801 | Rotating Hook Drive Shaft Bushing (front) |
| 172095 | 25801 | Rotating Hook Drive Shaft Collar with 209AL |
| 172096 | 25813 | Rotating Hook Flanged Bushing for 172090 |
| 172097 | ----- | Pair of Gears (lower shaft, Rotating Hook end) consisting of Rotating Hook Drive Shaft Bevel Gear (front) and Rotating Hook Bevel Gear |
| | | NOTE: No. 172097 is not furnished to U.S.A. and Canadian Agencies. The machine must be returned to the factory for gear replacements. |
| 172139 | 25814 | Tension Releasing Lever |
| 172140 | 25814 | Tension Releasing Pin for 172227 |
| 172143 | 25814 | Thread Guide (upper) |
| 172145 | 25809 | Thread Take-up Stud for 179014 |
| 172146 | 25809 | Thread Take-up Lever for 172147 |
| 172147 | 25809 | Thread Take-up Lever complete for 179014, Nos. 45824, 45825 and 172146 |
| 172151 | 25815 | Throat Plate Clamp |
| 172152 | 25815 | Throat Plate Clamp Adjusting Screw |
| 172153 | 25815 | Throat Plate Clamp Pin |
| 172154 | 25815 | Throat Plate Clamp Spring |
| 172156 | 25815 | Throat Plate Position Indicator Plate |
| | | NOTE: When ordering No. 172156, color of background required must be stated. |
| 172157 | 25815 | Throat Plate Position Lever |
| 172158 | 25815 | Throat Plate Position Lever Spring |
| 172159 | 25815 | Throat Plate position Lever Stop Plate .. |
| 172160 | 25805 | Motor Hold Down Plate |
| 172161 | 25805 | Two-pin Terminal Feed Rock Shaft Clearance Hole Cover Plate for 404-1 and 404-5 Machines |

NUMERICAL LIST OF PARTS

| No. | Plate | Name |
|---------|-------|---|
| 172165 | 25804 | Bobbin Winder Frame with Pulley Spindle and 15287 |
| | | NOTE: When ordering No. 172165 color required must be stated. |
| 172170 | 25807 | Feed Regulator Stud for 172180 |
| 172171 | 25807 | Feed Regulator Stud Slide |
| 172172 | 25807 | Feed Regulator Stud Slide Actuating Thumb Nut |
| 172173 | 25807 | Feed Regulator Stud Slide Actuating Thumb Nut Washer |
| *172176 | ----- | Bed for 404-1 and 404-4 Machine |
| | | NOTE: Due to the accuracy required for gear alignment, Bed cannot be supplied separately and can only be sent as a unit. Arm and Bed assembled. |
| | | NOTE: When ordering No. 172176 color required must be stated. |
| 172177 | 25805 | Arm Dowel Pin for 179002 and 179019 |
| 172179 | 25807 | Feed Regulator with 1120AL |
| 172180 | ----- | Feed Regulator with 1120AL and 172170 |
| 172184 | 25804 | Bobbin Winder Stop |
| 172202 | 25813 | Rotating Hook Bobbin Case Tension Spring for 172083 |
| 172203 | 25803 | Bed Cushion |
| 172207 | 25813 | Rotating Hook Bobbin Case Position Finger for 172091 |
| 172211 | 25815 | Throat Plate Position Bracket |
| 172213 | 25815 | Throat Plate Clamp Pin Positioning Bracket |
| 172214 | 25814 | Tension Indicator Flange 125416 with 172215, 172216 and 172217, for 172221 |
| 172215 | 25814 | Tension Indicator Flange Adaptor for 172214 |
| 172216 | 25814 | Tension Indicator Flange Adaptor Thumb Nut with 906ALZJ, for 172214 |
| 172217 | 25814 | Tension Indicator Flange Adaptor Thumb Nut Cap for 172214 |
| 172218 | 25814 | Tension Indicator Flange Stop Washer for 172227 |
| 172221 | ----- | Tension Stud 140187ZJ and 172214, for 172227 |
| 172222 | 25813 | Rotating Hook Bobbin |
| 172222 | 25818 | Bobbin for 161277 (Attachment Set) |
| 172223 | 25809 | Needle Clamp Body for 172224 |
| 172224 | ----- | Needle Clamp 172223 with 140751ZA |
| 172225 | 25809 | Needle Clamp Thread Guide |
| 172226 | 25814 | Tension Disc for 172227 |

NUMERICAL LIST OF PARTS

| No. | Plate | Name |
|---------|-------|---|
| 172227 | 25814 | Tension (graduated) adjustable complete, Nos. 66774, 125314, 125415, 172140, 172218, 172221, 172228 and three 172226 NOTE: When ordering No. 172227, color required for No. 125415 must be stated. |
| 172228 | 25814 | Thread Take-up Spring Thread Guard for 172227..... |
| 172263 | 25808 | Hand Wheel Gear (Nylon) for 172264..... |
| 172264 | 25808 | Hand Wheel complete, Nos. 170020, 170021, 170177 and 172263..... NOTE: When ordering No. 172264 color required must be stated. |
| 172276 | 25821 | Light Lens (blue gloss) for 174524..... |
| 173558 | 25809 | Thread Take-up Lever Link Hinge Stud for 33704 and 179014..... |
| 174523 | 25821 | Light Lamp Shade with Name Plate and two 140580L, for 174524..... NOTE: When ordering No. 174523 color required must be stated. |
| 174524 | 25821 | Light Lamp Shade complete, Nos. 228E, 170126, 172276 and 174523..... NOTE: When ordering No. 174524 color required must be stated. |
| *179001 | ----- | Arm for 404-1 and 404-4 Machine..... NOTE: Whe to the accuracy required for gear alignment, Arm cannot be supplied separately and can only be sent as a unit, Arm and Bed assembled. |
| *179002 | ----- | Arm and Bed assembled with 45706, 51361R, 140792X, 170078, 170132, two each 140739E, 170005, 172177, four 140749C and seven 140702AL for 404-1 and 404-4 Machines..... |
| 179003 | 25801 | Arm Shaft (horizontal) with Needle Bar Crank, 1259AL and 140886AL..... |
| 179004 | 25802 | Arm Top Cover for 179005..... |
| 179005 | 25802 | Arm Top Cover complete, Nos. 172011, 179004, two 189ZJ and four 170168..... |
| 179006 | 25805 | Face Plate with Threading Diagram complete, Nos. 219J, 170030 and two 170032 |
| 179007 | 25809 | Needle Bar (hollow)..... |
| 179008 | 25809 | Needle Bar Bushing..... |
| 179009 | ----- | Needle Bar Connecting Link 172038 with 179011, for 179014..... |
| 179010 | 25809 | Needle Bar Connecting Stud with 187E, for 179011..... |
| 179011 | ----- | Needle Bar Connecting Stud 179010 with 125044, for 179009..... |

NUMERICAL LIST OF PARTS

| No. | Plate | Name |
|---------|-------|---|
| 179012 | 25807 | Stitch Indicator Plate with Machine Class Number and Trade Mark..... |
| 179013 | 25809 | Thread Guide (lower)..... |
| 179014 | ----- | Thread Take-up Lever 172147 with 1130E, 172145, 173558 and 179009..... |
| 179015 | 25812 | Throat Plate..... |
| 179016 | 25812 | Feed Dog, 13 teeth (16 teeth to the inch) Arm for 404-5 Machine..... |
| *179018 | ----- | NOTE: Due to the accuracy required for gear alignment, Arm cannot be supplied separately and can only be sent as a unit, Arm and Bed assembled. |
| *179019 | ----- | Arm and Bed (assembled) with 45706, 140792X, 170078, 170132, two each 140739E, 170005, 172177, four 140749C and seven 140702AL, for 404-5 Machine..... |
| *179020 | ----- | Bed for 404-5 Machine..... NOTE: Due to the accuracy required for gear alignment, Bed cannot be supplied separately and can only be sent as a unit, Arm and Bed assembled. |
| 179021 | 25816 | Knee Lifter Bell Crank for 179022..... |
| 179022 | 25816 | Knee Lifter Bell Crank 179021 with 5599 and 179023, for 179024..... |
| 179023 | 25816 | Knee Lifter Bell Crank Hinge Pin for 179022..... |
| 179024 | ----- | Knee Lifter Bell Crank complete for 179032 Nos. 5735 and 179022..... |
| 179025 | 25816 | Knee Lifter Lifting Lever for 179032..... |
| 179026 | 25816 | Knee Lifter Lifting Lever Connecting Rod for 179032..... |
| 179027 | 25816 | Knee Lifter Lifting Lever Link for 179032 |
| 179028 | 25817 | Knee Lifter Rock Shaft Knee Arm for 179029..... |
| 179029 | ----- | Knee Lifter Rock Shaft Knee Arm complete for 179031, Nos. 1509E, 2766, 2767 and 179028..... |
| 179030 | 25817 | Knee Lifter Rock Shaft Lifting Bracket Hook for 179031..... |
| 179031 | 25817 | Knee Lifter Rock Shaft complete for 179032, Nos. 2763TM, 6337, 179029, 179030 and two each 2770 and 7539..... |
| 179032 | ----- | Knee Lifter complete, for 404-5 Machine, Nos. 1520J, 1521J, 12416J, 140878K, 140880J, 179024, 179025, 179026, 179027, 179031 and two 159E..... |
| 179033 | 25811 | Presser Bar Guide Bracket with 453AL, for 404-5 Machine..... |

NUMERICAL LIST OF PARTS

| No. | Plate | Name |
|--------|-------|---|
| 179034 | 25823 | Drip Pan with four 1/2 in. No. 14 Wire Nails for 404-5 Machine |
| 192140 | 25826 | Controller Resistance Unit for 95 to 145 volts, for 194492 |
| 192141 | ----- | Controller Resistance Unit for 150 to 250 volts, for 194493 |
| 192211 | ----- | Controller Resistance Unit for 32 to 55 volts, for 194491 |
| 192457 | 25822 | Brush (carbon) |
| 193384 | 25827 | Controller Resistance Unit Short Circuiting Contact for 194491, 194492, 194493, 196914, 196939, 196940 and 196941 |
| 193908 | 25806 | Controller Lead Clamp for 194491, 194492, 194493 and 196914 |
| 193908 | 25826 | Controller Lead Clamp |
| 194120 | 25821 | Light Lamp (specify voltage when ordering) |
| 194321 | 25827 | Controller Foot Pedal for 197629, 197637 and 197638 |
| 194322 | 25826 | Controller Base for 194491, 194492 and 194493 |
| 194324 | 25826 | Controller Resistance Unit Bell Crank Connecting Link with Insert for 194422 and 197179 |
| 194399 | 25831 | Controller Bracket for 194468 |
| 194402 | 25826 | Controller Resistance Unit Bell Crank Spring Bracket for 194422 |
| 194407 | 25827 | Controller Base Cushion (rubber) for 197629, 197637 and 197638 |
| 194416 | ----- | Controller Resistance Unit Bell Crank for 194422 |
| 194421 | 25826 | Controller Resistance Unit Bell Crank Spring for 194491, 194492 and 194493 |
| 194422 | ----- | Controller Resistance Unit Bell Crank Spring Bracket 194402 with 51340C, 140101C, 194324, 194416, 194773 and two 1607J, for 194491, 194492 and 194493 |
| 194454 | 25826 | Controller Cover with Name Plate for 197841, 197842 and 197842 |
| | | NOTE: When ordering No. 194454 state number of Controller for which required. |
| 194468 | ----- | Controller Bracket 194399 with 51690R and 140348AL, for 404-5 Machine |
| 194479 | 25826 | Controller Lead Clamp Insulation for 194491, 194492, 194493 and 196914 |
| 194491 | ----- | Controller Base 194322 with 23258, 192211, 193384, 193908, 194422, 194479, 194774, 194775, and two each 50587J, 51327J, 140100R, 140103X, 194421, 194514 and 931090, for 197842 |

NUMERICAL LIST OF PARTS

| No. | Plate | Name |
|--------|-------|--|
| 194492 | 25826 | Controller Base 194322 with 23258, 192140, 193384, 193908, 194422, 194479, 194774, 194775 and two each 50587J, 51327J, 140100R, 140103X, 194421, 194514 and 931090, for 197841 |
| 194493 | ----- | Controller Base 194322 with 23258, 192141, 193384, 193908, 194422, 194479, 194774, 194775, and two each 50587J, 51327J, 140100R, 140103X, 194421, 194514 and 931090 for 197843 |
| 194514 | ----- | Controller Resistance Unit Bell Crank Spring Bracket Insulating Disc for 194491, 194492 and 194493 |
| 194573 | 25827 | Controller Cover for 197629, 197637 and 197638 |
| 194603 | ----- | Controller Base Screw Washer for 404-4 Machine |
| 194773 | 25826 | Controller Resistance Unit Yoke for 194422 |
| 194774 | 25826 | Controller Resistance Unit Adjusting Nut for 194491, 194492 and 194493 |
| 194775 | 25826 | Controller Resistance Unit Adjusting Nut Lock Spring for 194491, 194492, and 194493 |
| 195130 | 25821 | Light Body Snap Ring for 196221 |
| 195540 | 25822 | Armature Shaft Bearing (commutator end) |
| 195541 | 25822 | Armature Shaft Bearing (commutator end) Retainer |
| 195544 | 25822 | Field Core Wedge |
| 195545 | 25822 | Edge Cover Insert (brass) |
| 195874 | 25822 | Brush Lead Terminal |
| 196221 | 25821 | Light complete (less lamp) Nos. 195130, 196227, 196237, 196238 and 196262 |
| 196227 | 25821 | Light Body (upper half) for 196221 |
| 196236 | 25822 | Motor Housing Terminal Post Insulation |
| 196237 | 25821 | Light Body Clamp For 196221 |
| 196238 | 25821 | Light Body (lower half) for 196221 |
| 196262 | 25821 | Light Lead with Terminal Clips and Spring Contacts complete for 196221 |
| 196630 | 25822 | Armature Shaft Bearing (pinion end) |
| 196673 | 25830 | Junction Box for 196682 |
| 196674 | 25830 | Controller Plug Receptacle for 196682 |
| 196676 | 25830 | Junction Box Strain Relief (two-pieces) for 196682 |

NUMERICAL LIST OF PARTS

| No. | Plate | Name |
|--------|-------|---|
| 196677 | 25830 | Controller Plug Receptacle Jumper Lead (brown) for 196682 |
| 196679 | 25830 | Junction Box Cover for 196682 |
| 196682 | 25830 | Junction Box complete for 197175, Nos. 196673, 196676, 196677, 196679, 196683, 196684, 197170, two 196674 and four 50637X |
| 196683 | 25830 | Controller Plug Receptacle Lead 197168 with 888527, for 196682 |
| 196684 | 25830 | Controller Plug Receptable Jumper Lead (green) for 196682 |
| 196687 | 25828 | Controller Lead Plug for 197208 |
| 196914 | 25828 | Controller Base 196931 with 1783X, 23258, 193384, 193908, 194479, 196937, 196944, 196947 and two each 50587J, 51327J, 140103X and 931090 for 197179 |
| 196917 | ----- | Controller Base 196930 with 196939 and two each 23258, 140103X and 931090 for 197638 |
| 196918 | 25827 | Controller Base 196930 with 196940 and two each 23258, 140103X and 931090, for 197629 |
| 196919 | ----- | Controller Base 196930 with 196941 and two each 23258, 140103X and 931090 for 197637 |
| 196930 | 25727 | Controller Base for 196917, 196918 and 196919 |
| 196931 | 25828 | Controller Base for 196914 |
| 196935 | 25827 | Controller Resistance Unit Linkage for 196939, 196940 and 196941 |
| 196937 | 25827 | Controller Resistance Unit Linkage Cross Slide for 196914, 196939, 196940 and 196941 |
| 196939 | ----- | Controller Resistance Unit with Linkage, for 196917, Nos. 1783X, 196935, 196937, 196953 and two each 50587J, 51327J and 193384 for 32 to 55 volts A.C. or D.C. |
| 196940 | ----- | Controller Resistance Unit with Linkage, 196918, Nos. 1783X, 196935, 196937, 196954 and two each 50587J, 51327J and 193384, for 95 to 145 volts A.C. or D.C. |
| 196941 | ----- | Controller Resistance Unit with Linkage for 196919, Nos. 1783X, 196935, 196937, 196955 and two each 50587J, 51327J and 193384, for 150 to 250 volts A.C. or D.C. |
| 196942 | ----- | Controller Starting Pitman for 404-4 Machine |
| 196944 | ----- | Controller Resistance Unit Lever Bracket and Insulating Link for 196914 |

NUMERICAL LIST OF PARTS

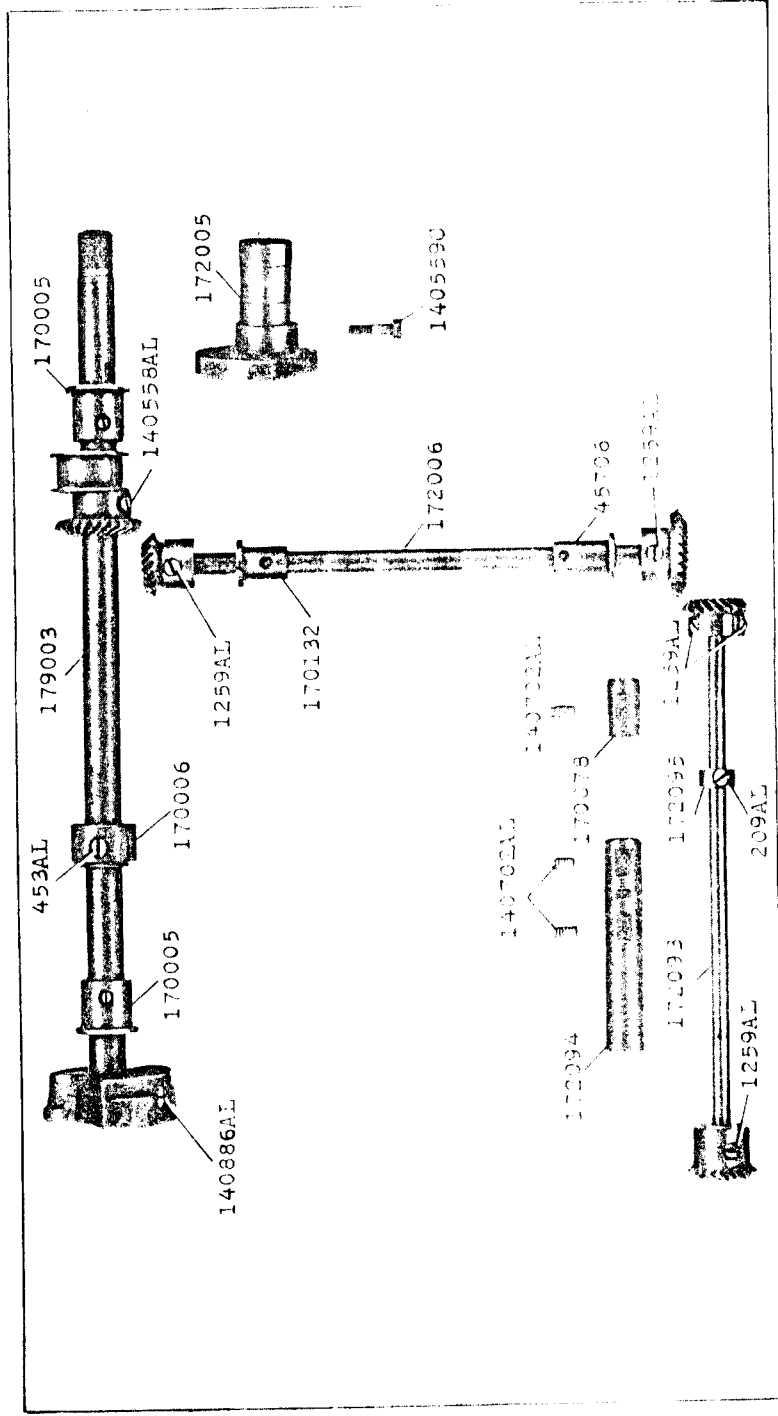
| No. | Plate | Name |
|--------|-------|--|
| 196947 | 25828 | Controller Resistance Unit 95 to 145 volts, for 196914 |
| 196953 | ----- | Controller Resistance Unit for 32 to 55 volts, A.C. or D.C., for 196939 |
| 196954 | 25827 | Controller Resistance Unit for 95 to 145 volts, A.C. or D.C., for 196940 |
| 196955 | ----- | Controller Resistance Unit for 150 to 250 volts, A.C. or D.C., for 196941 |
| 196961 | 25822 | Brush Spring |
| 197168 | 25830 | Controller Plug Receptacle Lead (less plug) for 196683 |
| 197170 | 25830 | Controller Plug Receptacle Jumper Lead (black) for 196682 |
| 197175 | 25829 | Wiring Outfit complete for 404-4 Machine, Nos. 196682, 885960, two 197179 and four wood screws 3/4 in. No. 8 R.H.B. |
| 197179 | 25828 | Controller with Six-pin Socket and Line Lead complete for 95 to 145 volts, A.C. or D.C., Motor for 197175, Nos. 194324, 196914, 197208, 197216 and two 140102X |
| 197208 | 25828 | Controller Lead with Six-pin Plug and Line Lead with Plate complete for 197179, Nos. 196687 and two 50791J |
| 197216 | 25828 | Controller Cover with Name Plate for 197179 |
| 197409 | 25822 | Brush Holder |
| 197625 | 25820 | Wiring Harness Controller Socket (female) with Leads (from machine to Controller) for 197719 and 197720 |
| 197626 | 25820 | Wiring Harness Lead with Terminal Clips (lead from Two-pin Terminal (male half) to light) for 197719 and 197720 |
| 197628 | 25827 | Controller Lead complete, 60 in. long with Insulating Sleeves, Strain Relief, Terminals and Plug for 197629, 197637 and 197638 |
| 197629 | 25827 | Controller complete for 95 to 145 volts A.C. or D.C. Motor, for 404-1 Machine, Nos. 194321, 194573, 196918, 197628 and four each 140099X and 194407 |
| 197637 | ----- | Controller complete for 150 to 250 volts A.C. or D.C. Motor, for 404-1 Machine, Nos. 194321, 194573, 196919, 197628 and four each 140099X and 194407 |
| 197638 | ----- | Controller complete for 32 to 55 volts A.C. or D.C. Motor, for 404-1 Machine, No Nos. 194321, 194573, 196917, 197628 and four each 140099X and 194407 |


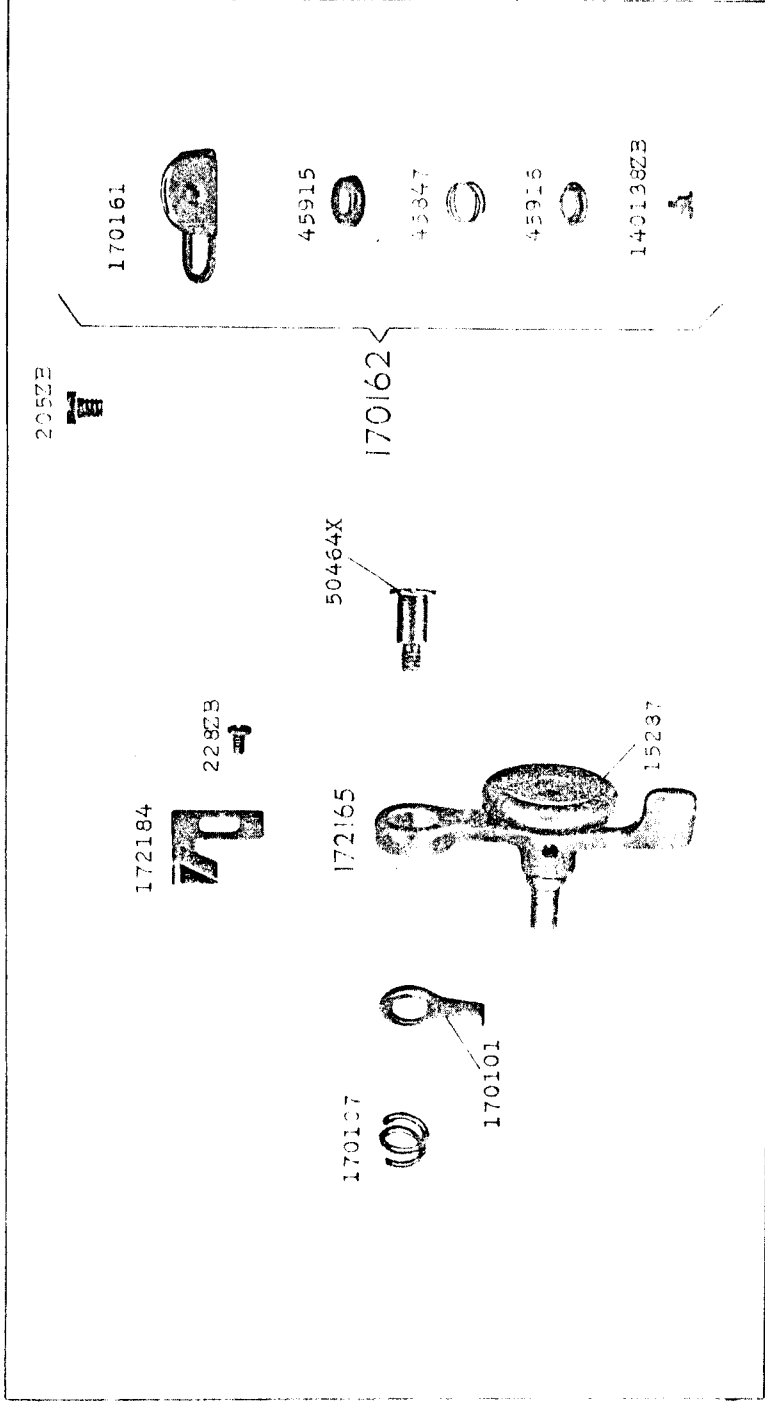
NUMERICAL LIST OF PARTS

| No. | Plate | Name |
|--------|-------|--|
| 197695 | 25822 | Brush Cover |
| 197696 | 25822 | Field Coil Insulator |
| 197702 | 25822 | Motor Housing (pinion end) |
| 197705 | 25822 | Armature with Fan complete for Motors Nos. PA9-3, PA9-5, PA9-6, PA9-7, PA9-8, PA9-14 and PA9-15 |
| | | NOTE: When ordering No. 197705 state Motor for which required. |
| 197706 | 25822 | Field Core and Coils complete for Motors Nos. PA9-3, PA9-5, PA9-6, PA9-7, PA9-8, PA9-14 and PA9-15 |
| | | NOTE: When Ordering No. 197706 state Motor for which required. |
| 197717 | 25820 | Wiring Harness Terminal (two-pin) with Posts and two 140593, for 197719 |
| 197719 | 25820 | Wiring Harness complete, for 110 to 120 volts, A.C. or D.C. Motors, for 404-1 and 404-5 Machines, Nos. 197625, 197626 and 197717 |
| 197720 | ----- | Wiring Harness complete, for all motor ratings except 110 to 120 volts, A.C. or D.C. Motors, for 404-1 and 404-5 Machines, Nos. 197625, 197626 and 197721 |
| | | NOTE: When ordering No. 197720, state voltage of Motor for which required. |
| 197721 | ----- | Wiring Harness Terminal (two-pin) with Posts and two 140593, for 197720 |
| 197744 | 25824 | Wiring Harness with Safety Switch (Mercury) complete for 404-4 Machine, in place of 197719 |
| 197745 | 25824 | Safety Switch (Mercury) Mounting Bracket for 404-4 Machine |
| 197746 | 25824 | Safety Switch (Mercury) Mounting Bracket Gasket for 404-4 Machine |
| 197782 | 25822 | Armature Shaft Pinion with 460A1 |
| 197841 | 25826 | Controller complete, for 95 to 145 volts, A.C. or D.C. Motor, for 404-5 Machine, Nos. 194454, 194492, 197848 and two 140102R |
| 197842 | ----- | Controller complete for 32 to 55 volts, A.C. or D.C. Motor for 404-5 Machine, Nos. 194454, 194491, 197848 and two 140102R |
| 197843 | ----- | Controller complete for 150 to 250 volts, A.C. or D.C. Motor for 404-5 Machine, Nos. 194454, 194493, 197848 and two 140102R |
| 197848 | 25826 | Controller Lead complete for 197841, 197842 and 197843 |

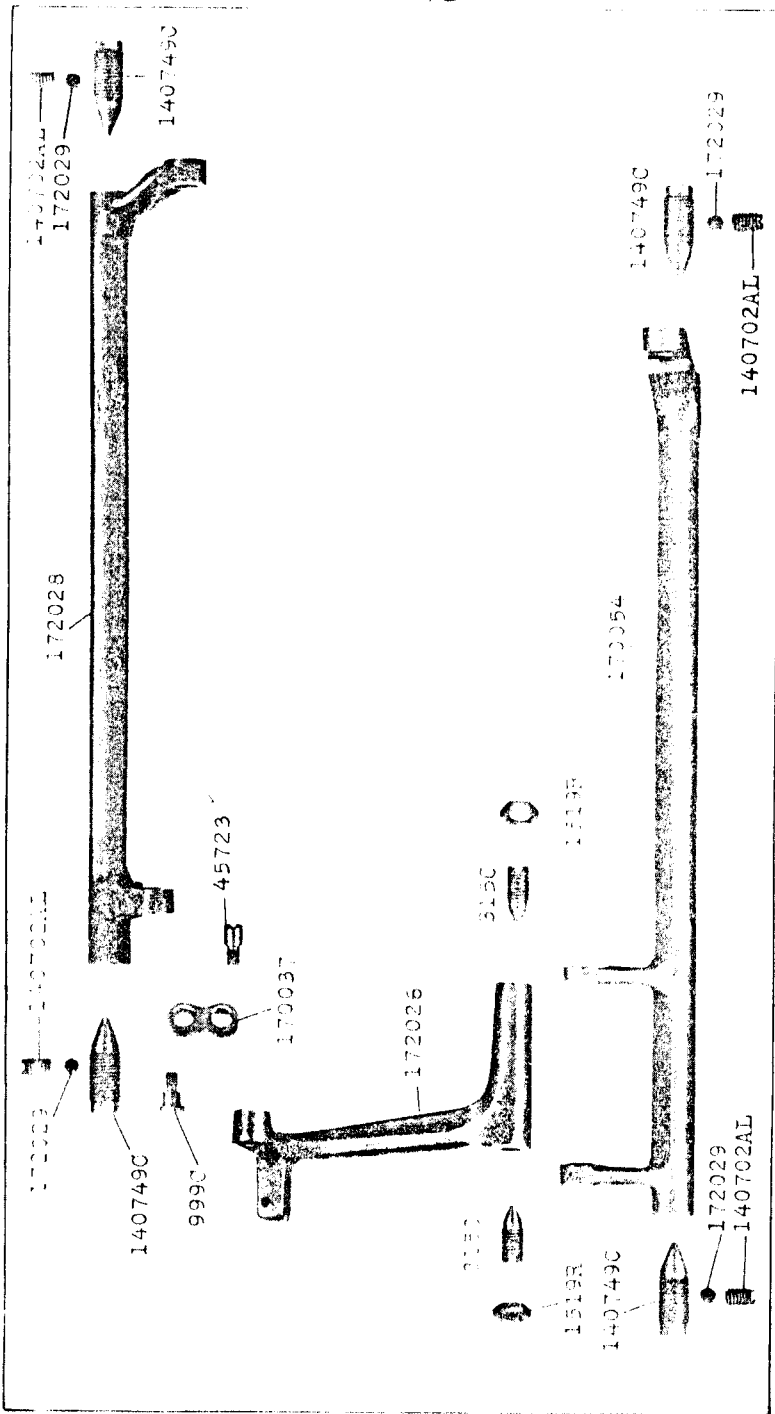
NUMERICAL LIST OF PARTS

| No. | Plate | Name |
|--------|-------|--|
| 197874 | 25825 | Two-pin Terminal (female half) with Lead complete (from wall socket to machine) for 404-1 and 404-5 Machines |
| | | NOTE: When ordering No. 197874 color required must be stated. |
| 703566 | 25822 | Motor Housing Terminal Post |
| 714280 | 25822 | End Cover (commutator end) |
| | | NOTE: When ordering No. 714280 state the Motor for which required. |
| 829736 | 25822 | Armature Shaft Bearing (pinion end) Retainer |
| 885960 | 25829 | Controller Plug Receptacle Lead Plug Adaptor for 197175 |
| 888527 | 25830 | Controller Plug Receptacle Lead Plug with Clamp and two 50764J, for 196683 .. |
| 931090 | 25827 | Controller Resistance Unit Screw Washer (asbestos) for 194491, 194492, 194493, 196914, 196917, 196918 and 196919 |
| 964270 | 25821 | Light Lead Grommet |
| 965105 | 25821 | Lead Connector Light |

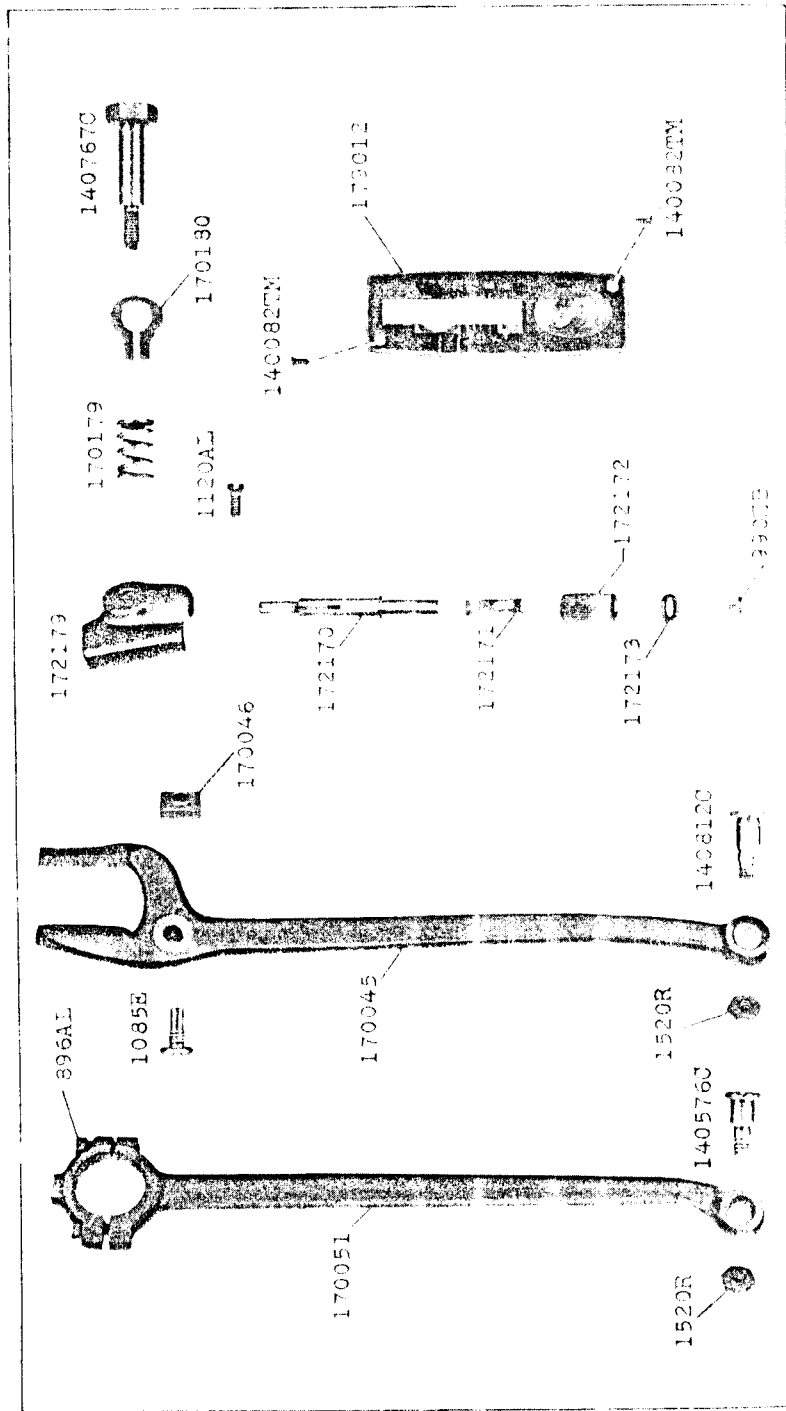




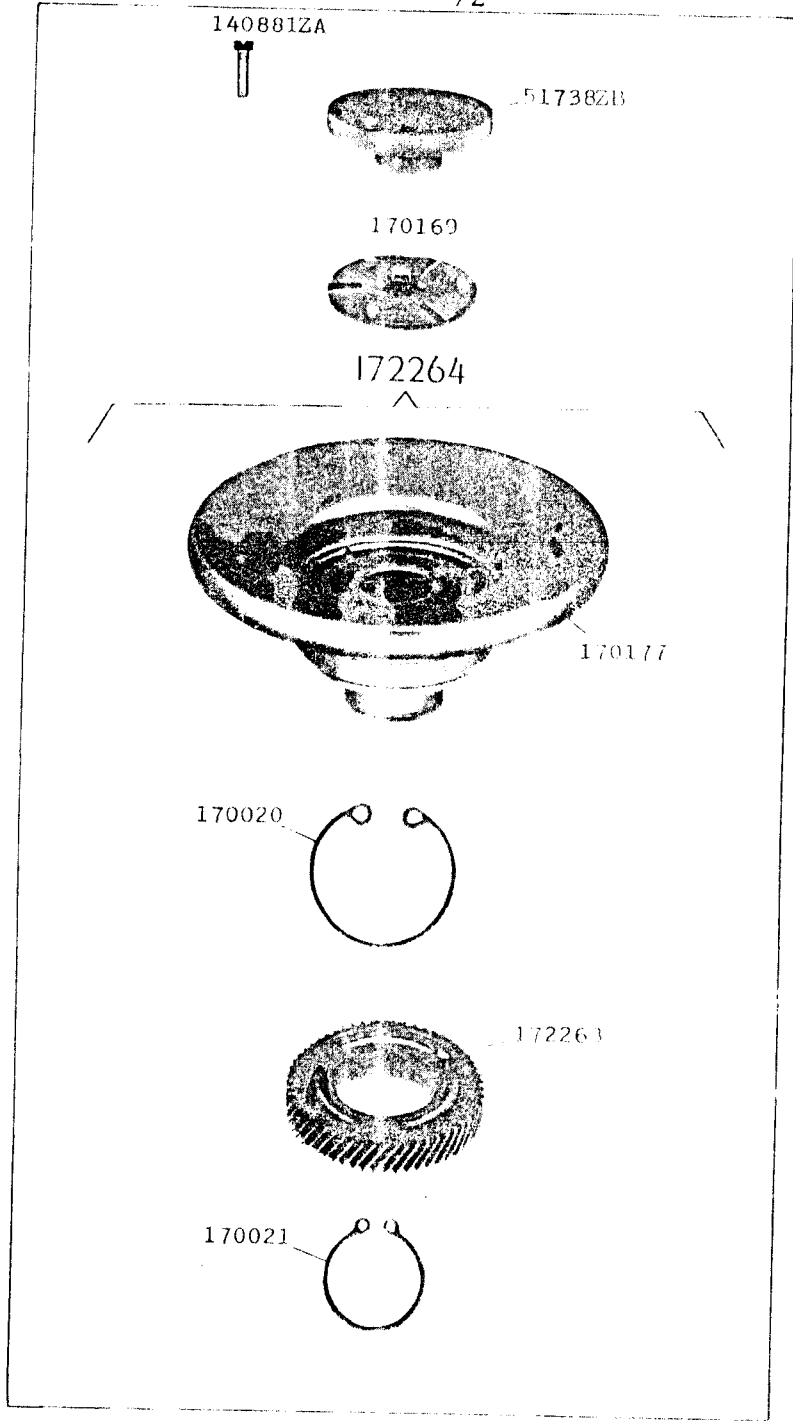
25806 1/2



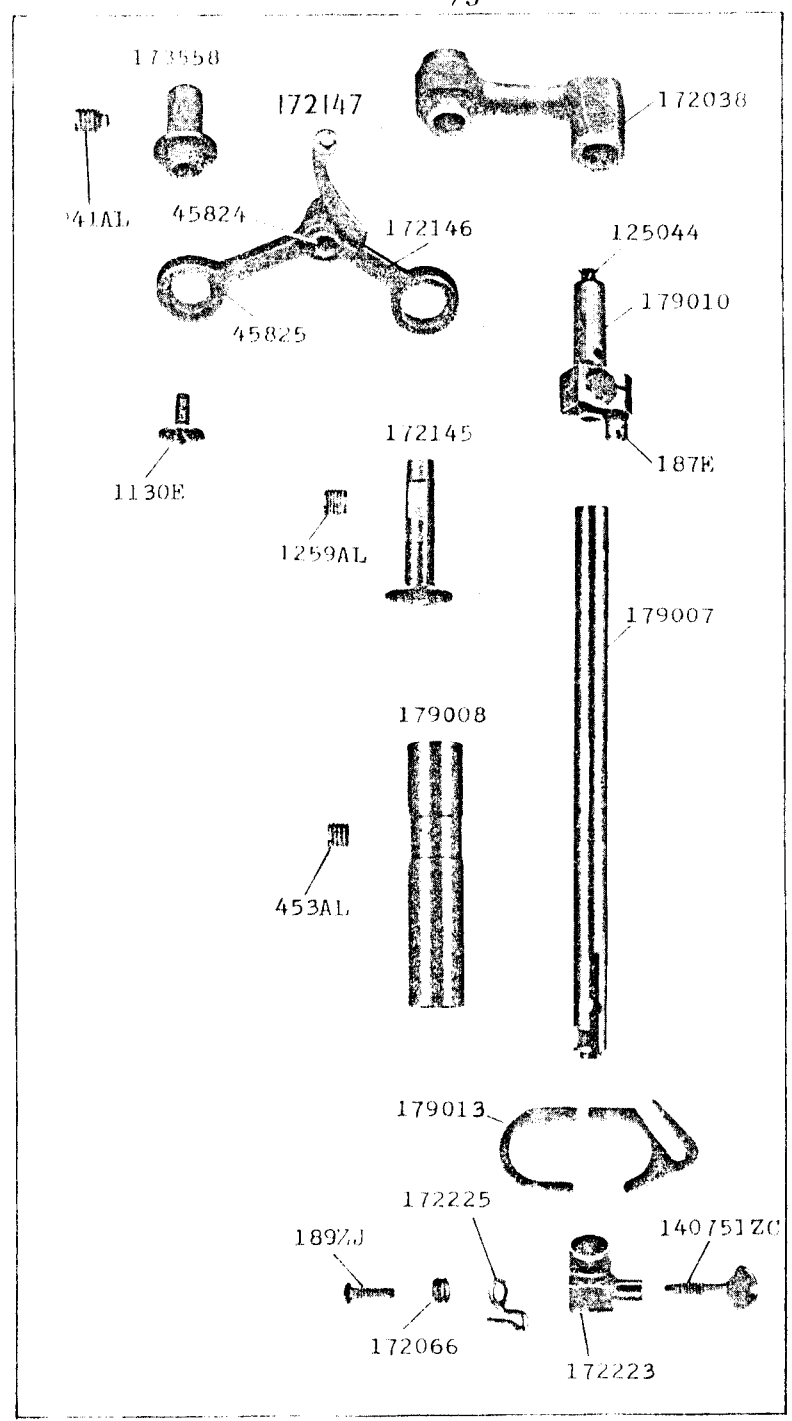
25807-1/2



25808-1/2

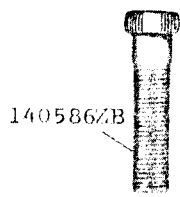


25809-2/3



25810.2/3

404-1,404.4




140586ZB




170183

170067

170065



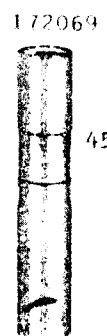
453AL



172070



85E



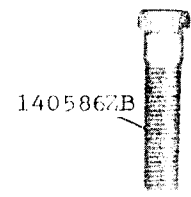
172069

453AL

172068

25811.2/3

404 5



140586ZB




170183

170067

79033



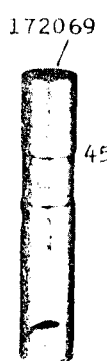
453AL



172070



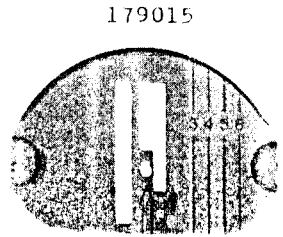
85E




172069

453AL


172068




179015



179016



172015



140240ZB



170071

140828ALJ



172016



172222



172083




172084



172085



172202



172082



172082

662AL



172207

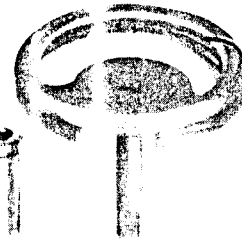
453AL




172061



172080



172089



172092



1759AL



50311AL



140702AL



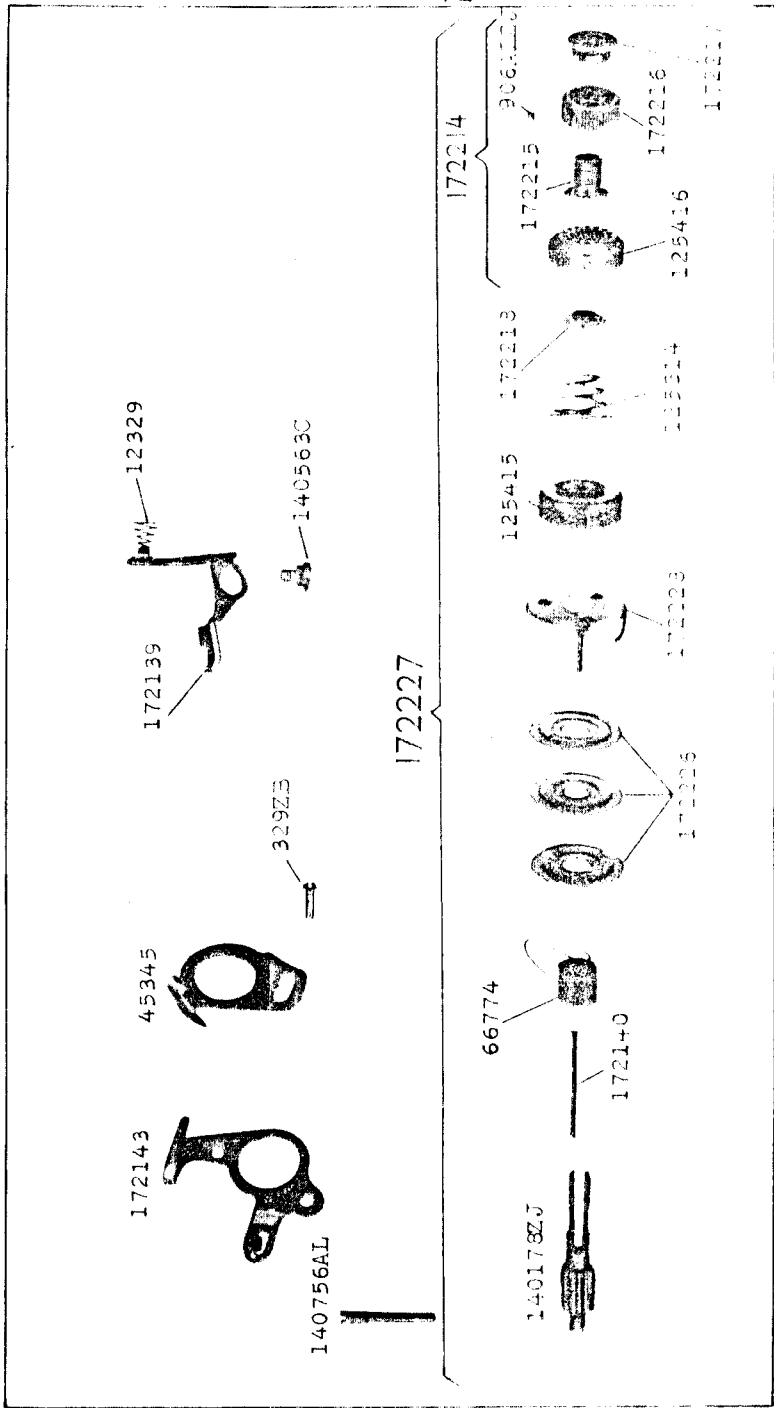
231X



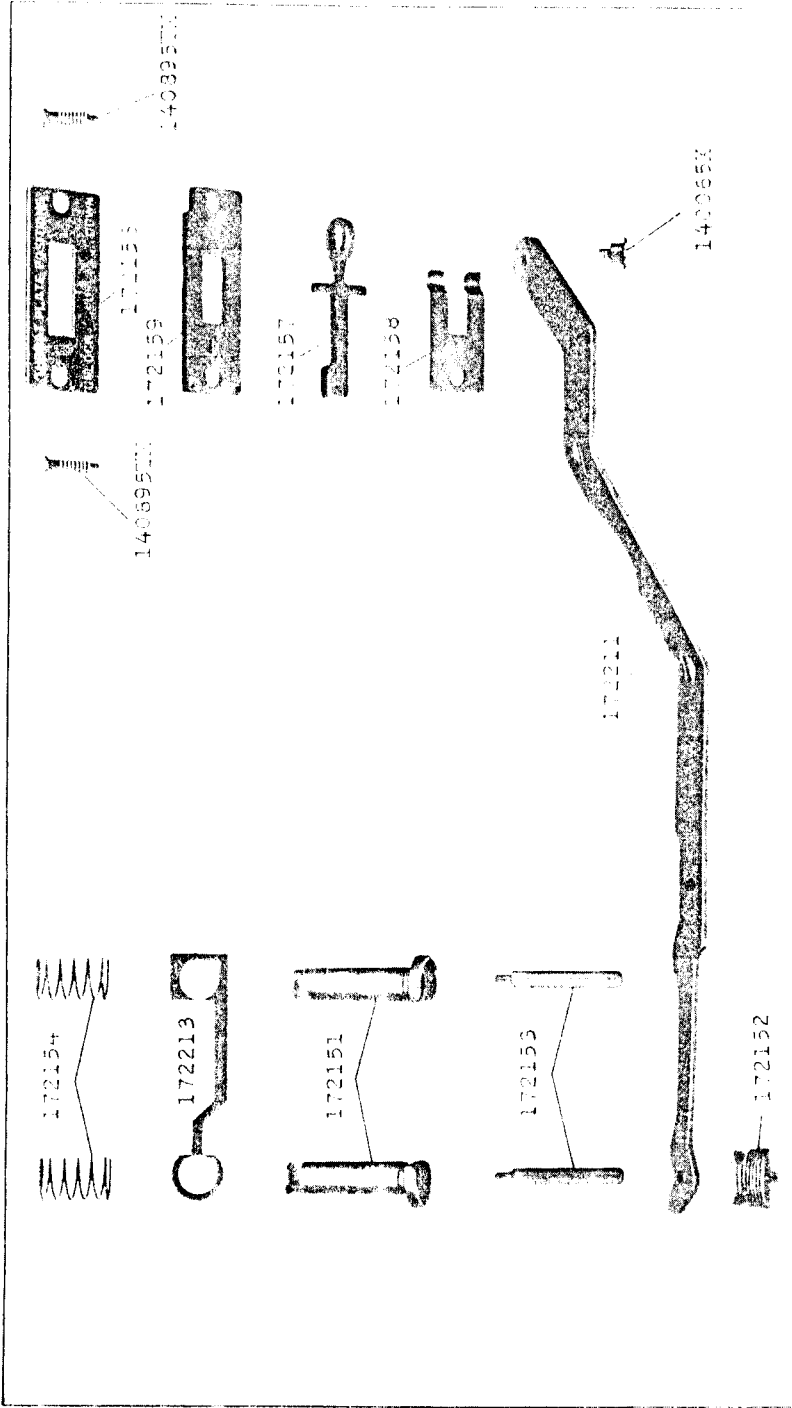
172087



25814-1/2

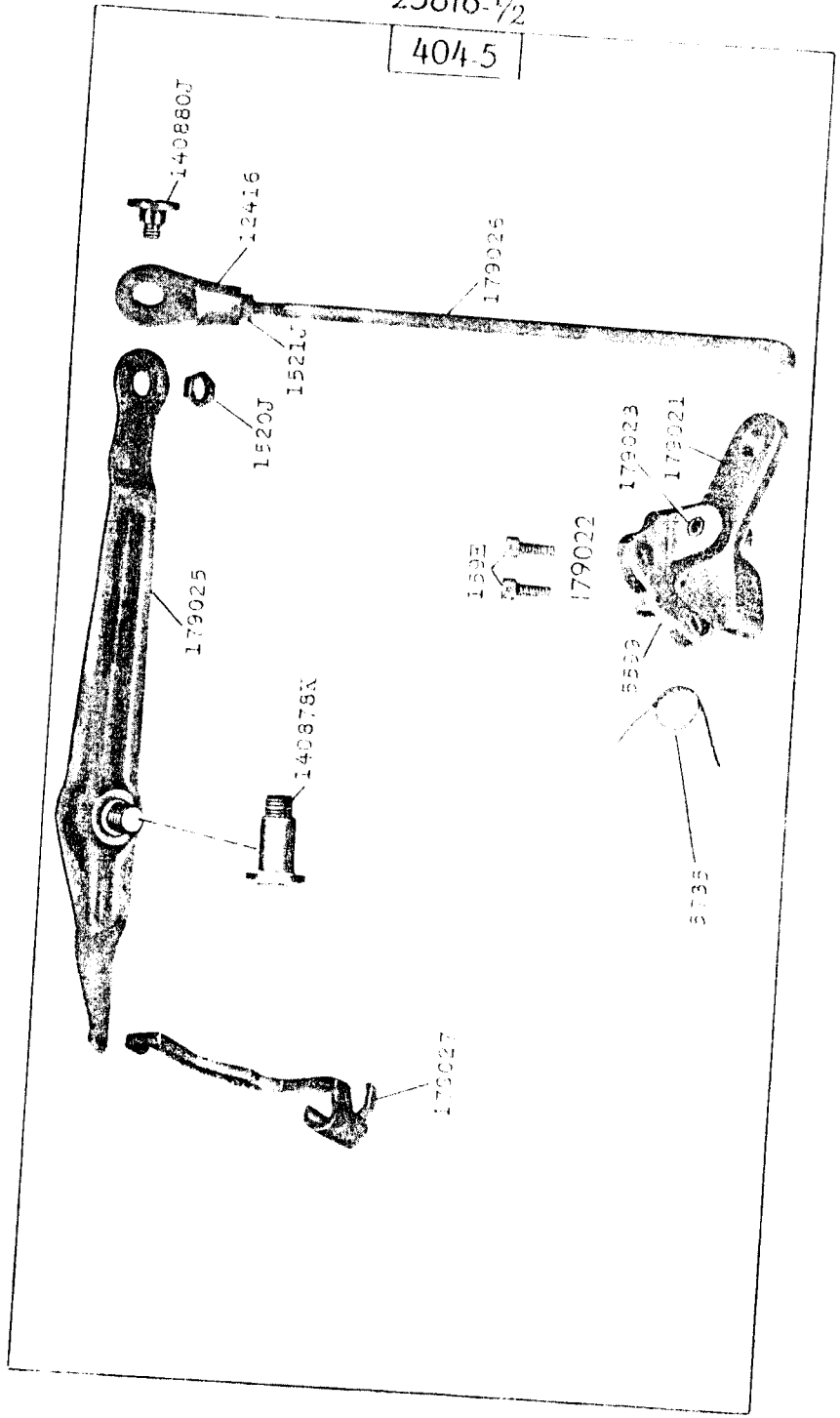


25815-1/2



25816-1/2

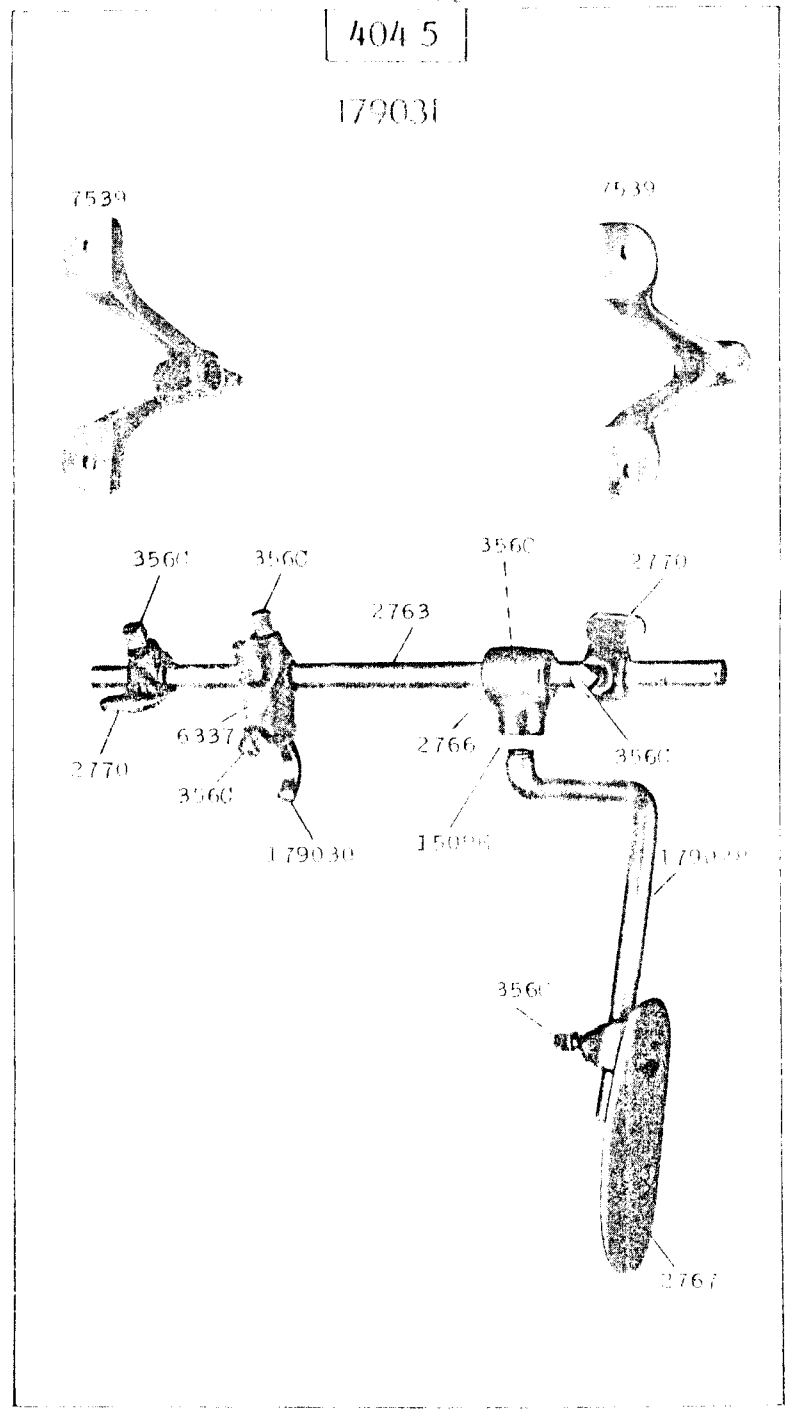
404.5



25817-1/3

404.5


179031



25818-1/2

161277

160629



161174



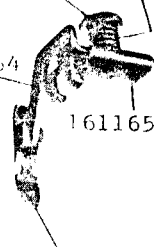
161166

161122

140728J

161164
161165

161163



161172

161170 161171

140793J



161185

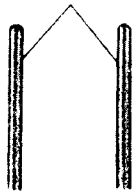


161169



161133

172007




25537



161275



140378



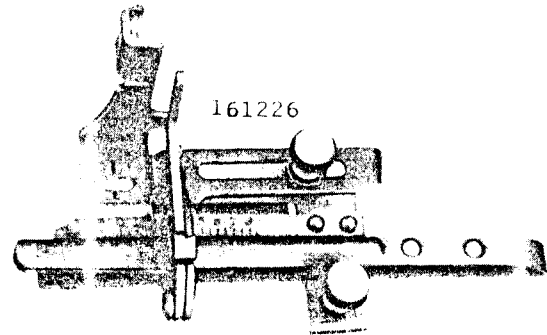
172222



3879

25819-2/3

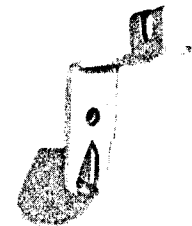
161226



160625



160753



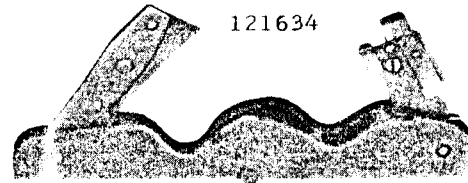
160851



121632

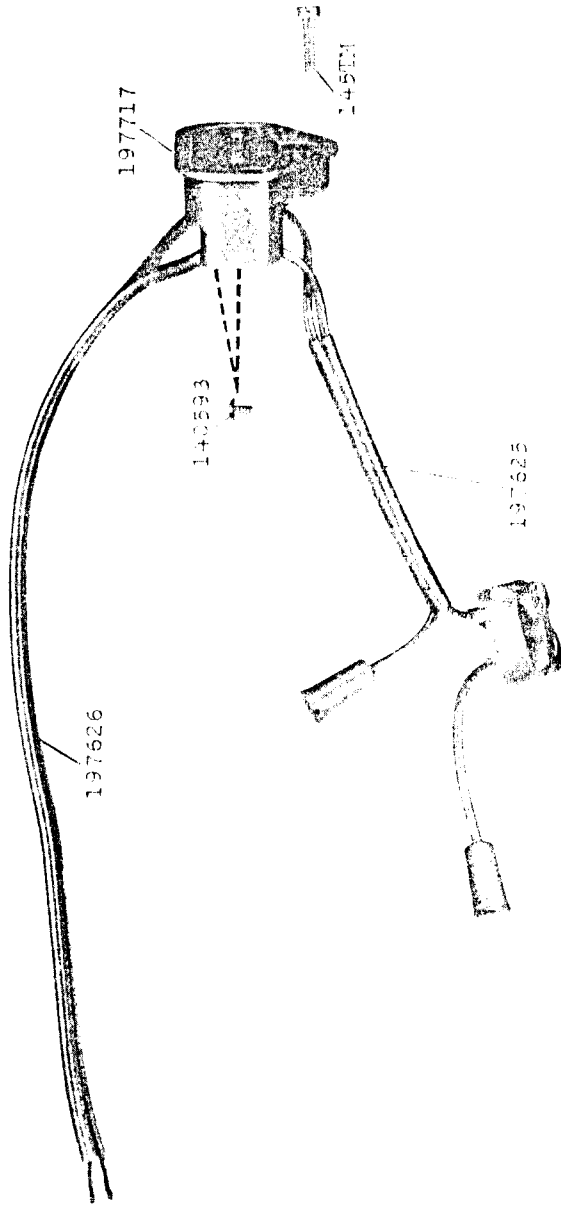


121634

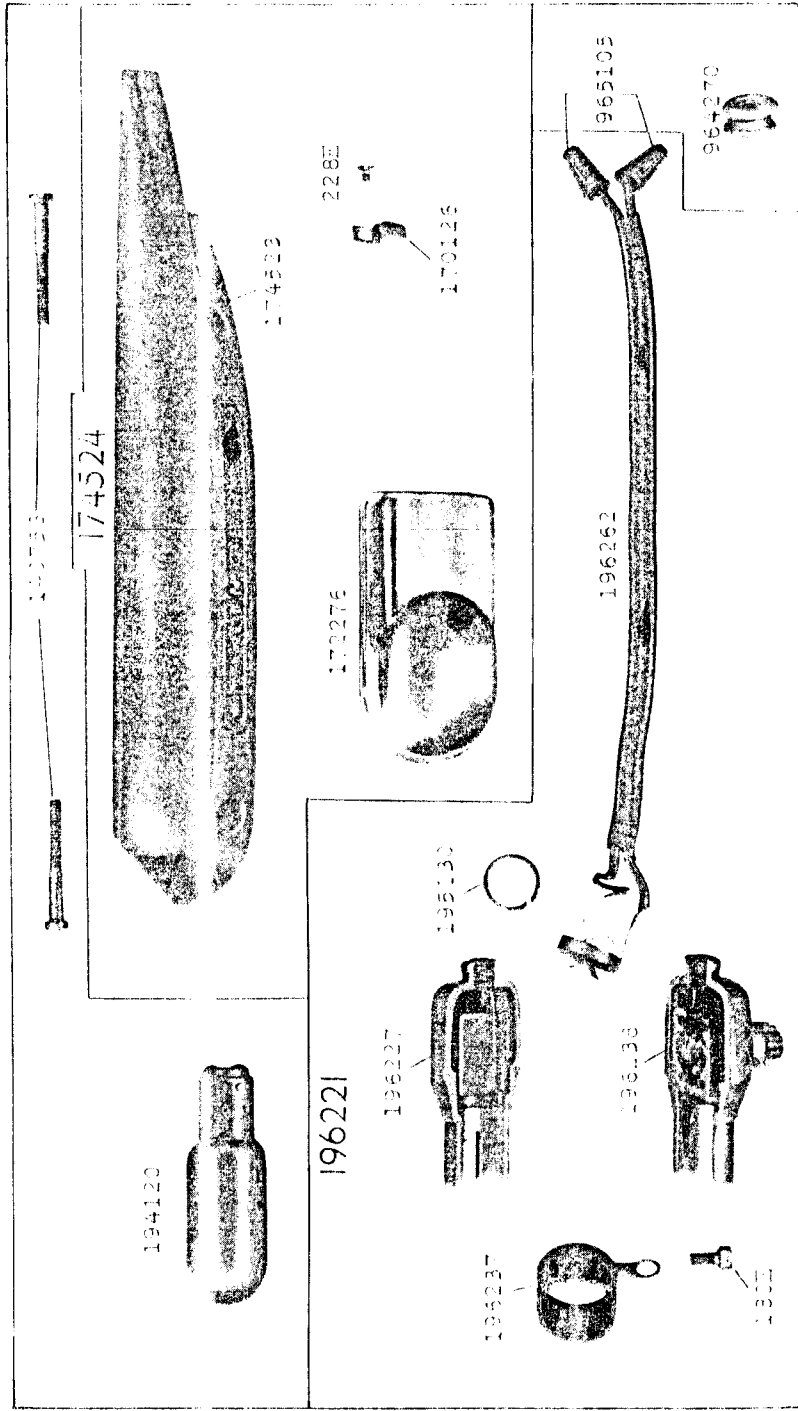


197719

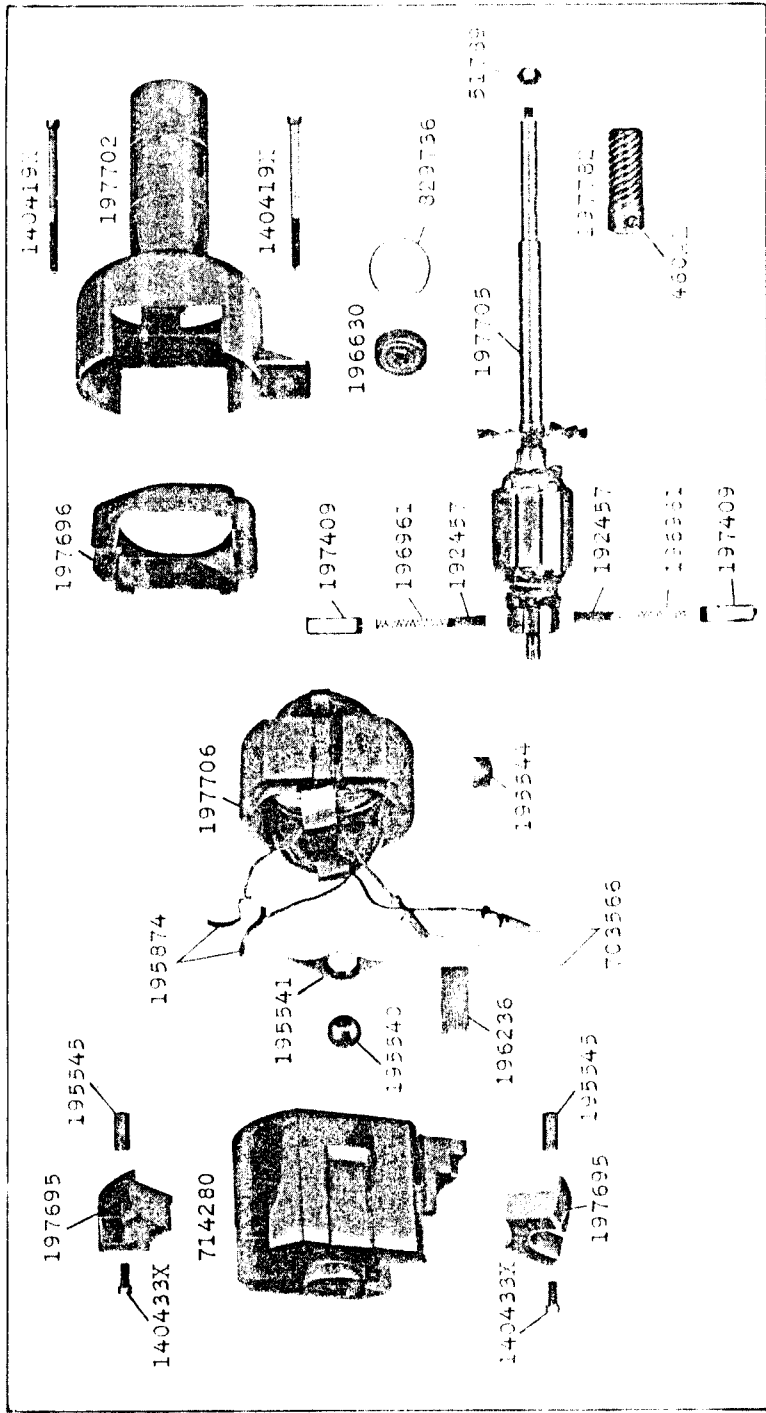
25820-1/2
404-1,404-5



25821-1/2




25822-1/3



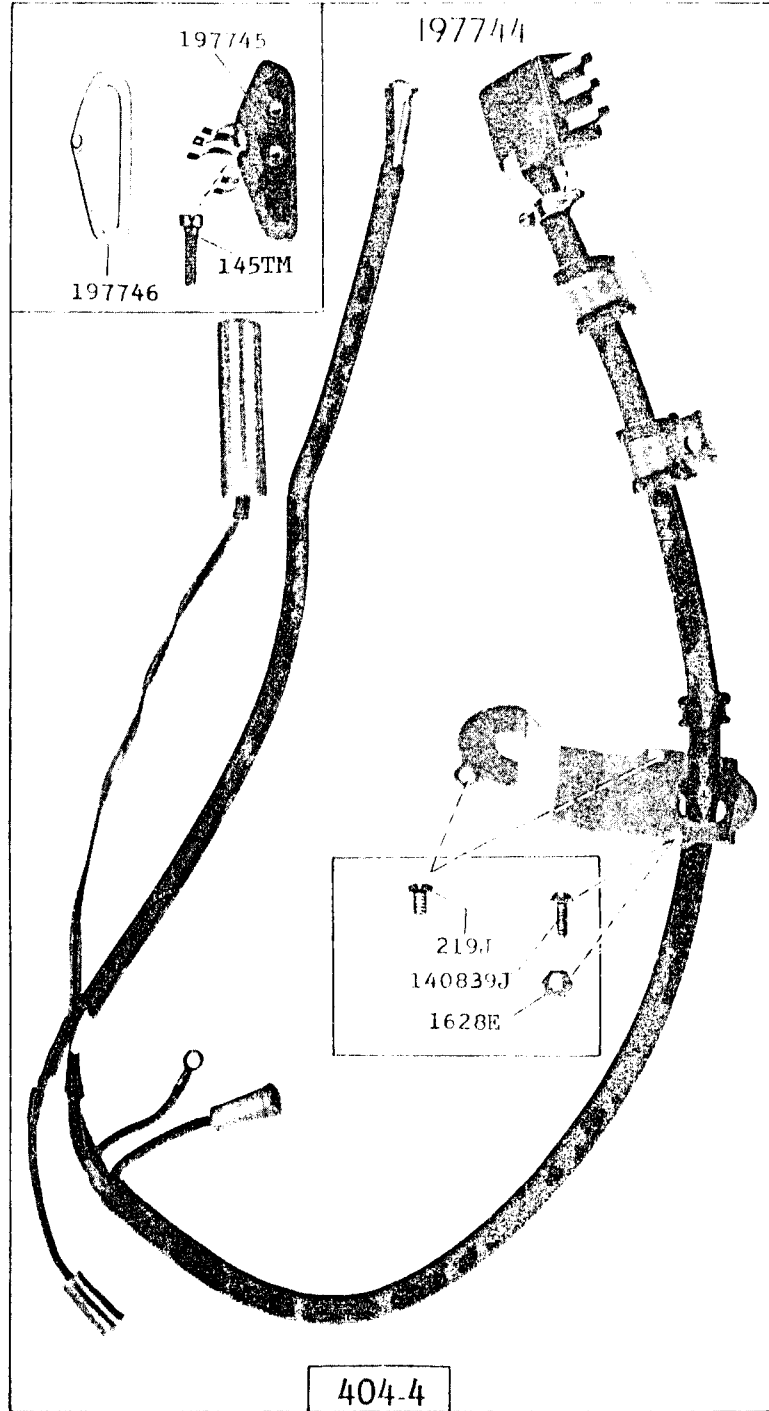
25823-1/3

404-5

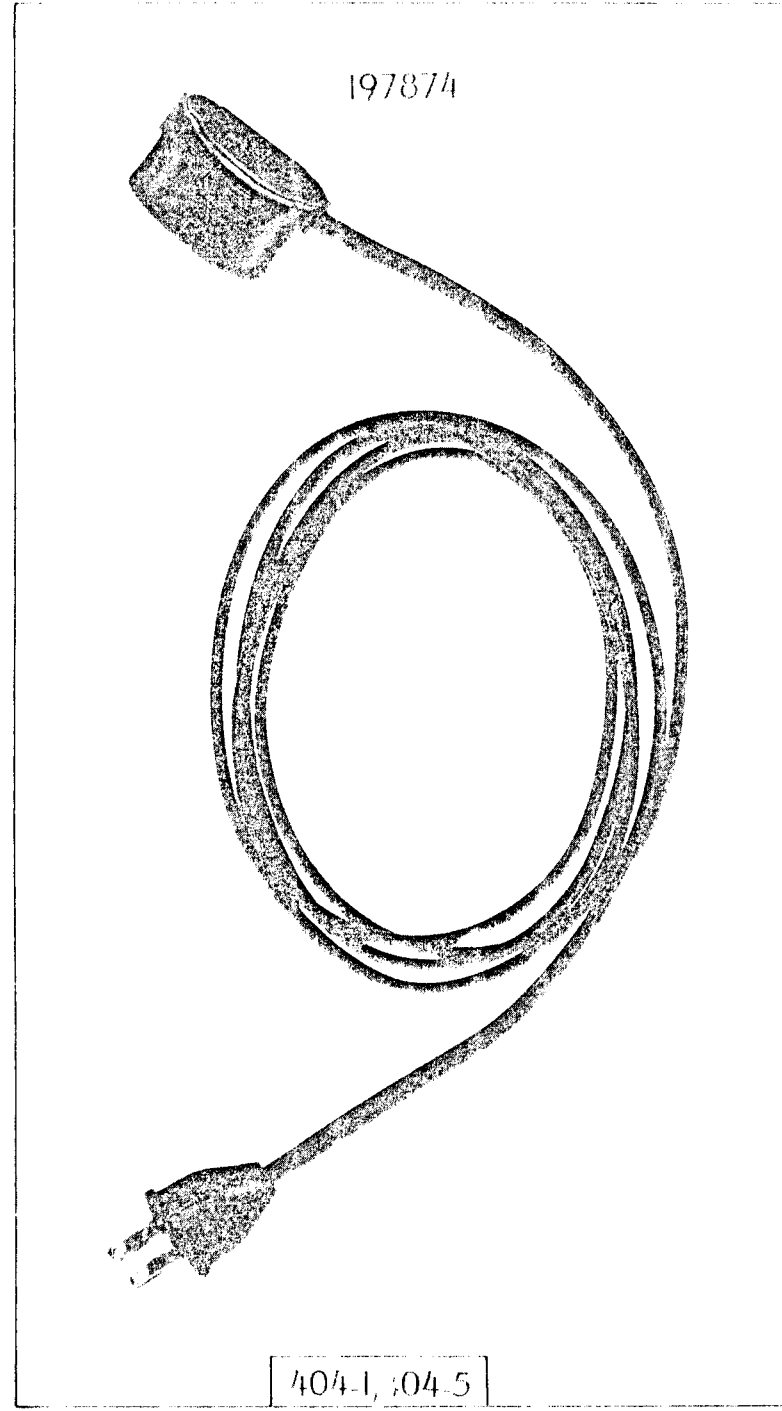
179034



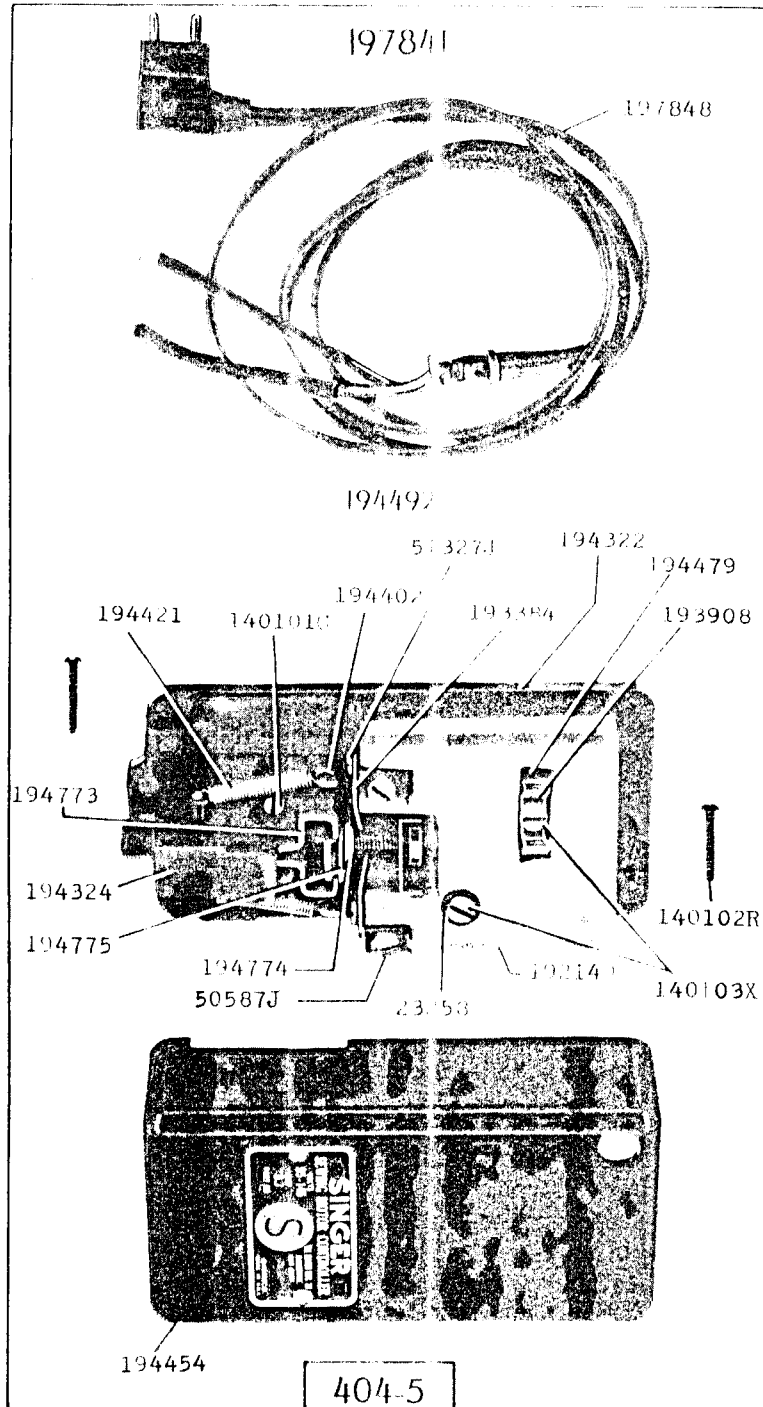
25824-1/2



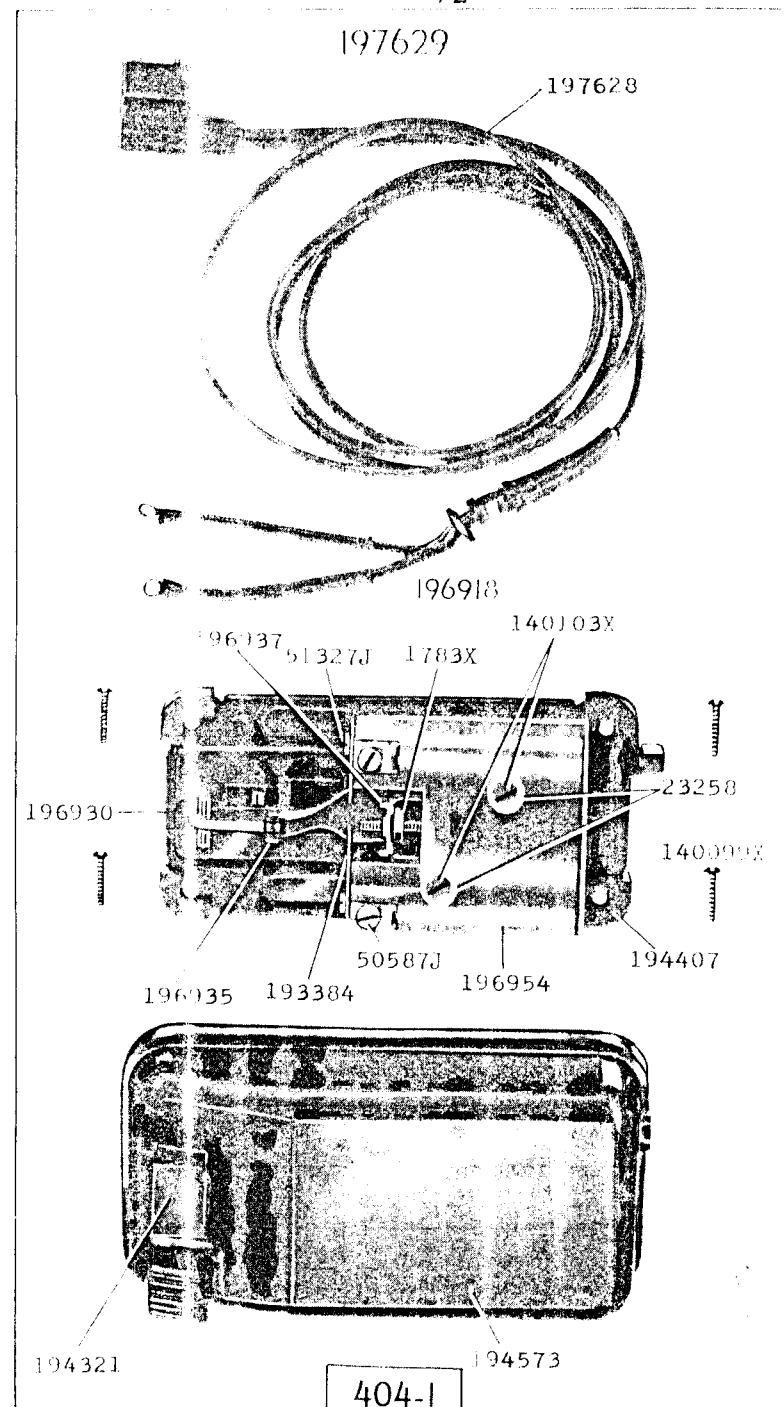
25825-1/2



25826 1/2



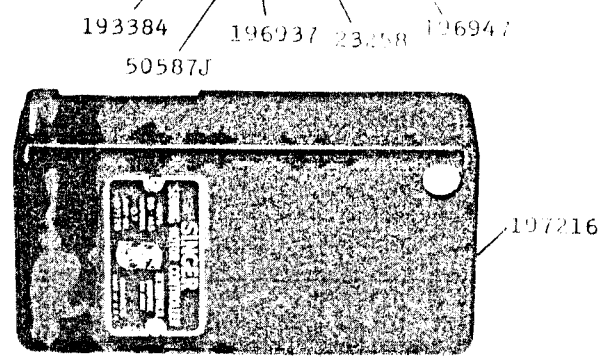
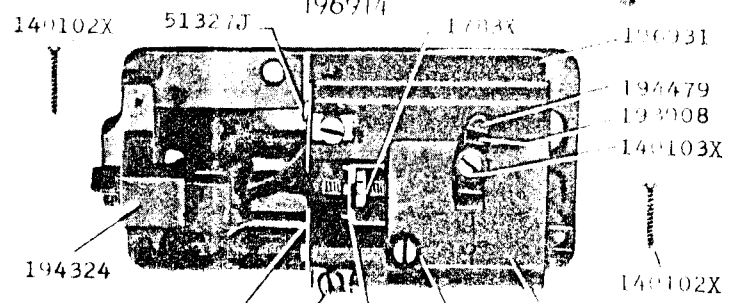
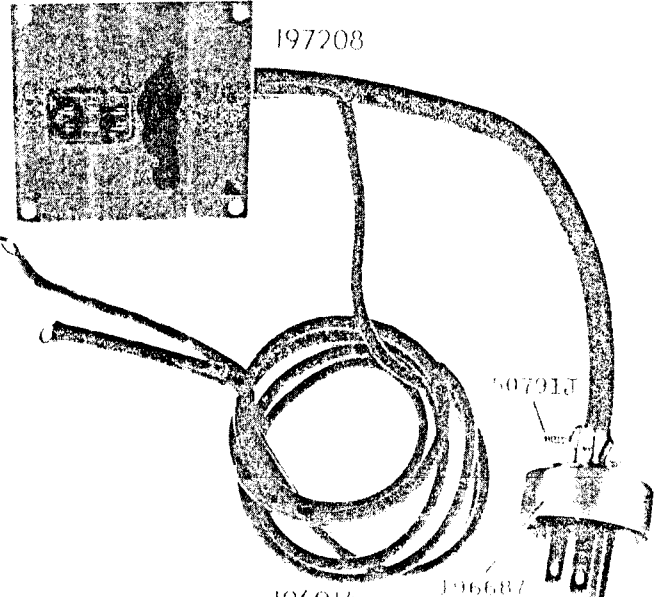
25827 1/2



25828-1/2

197179

197208

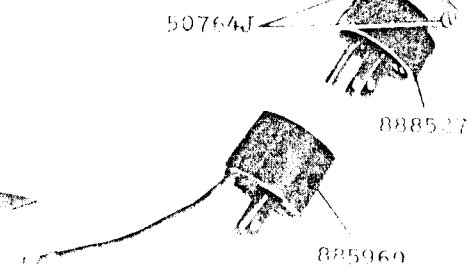
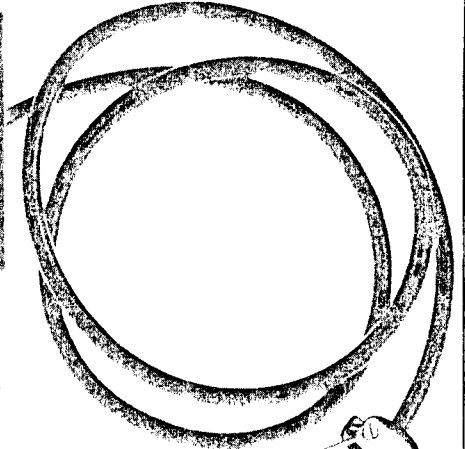


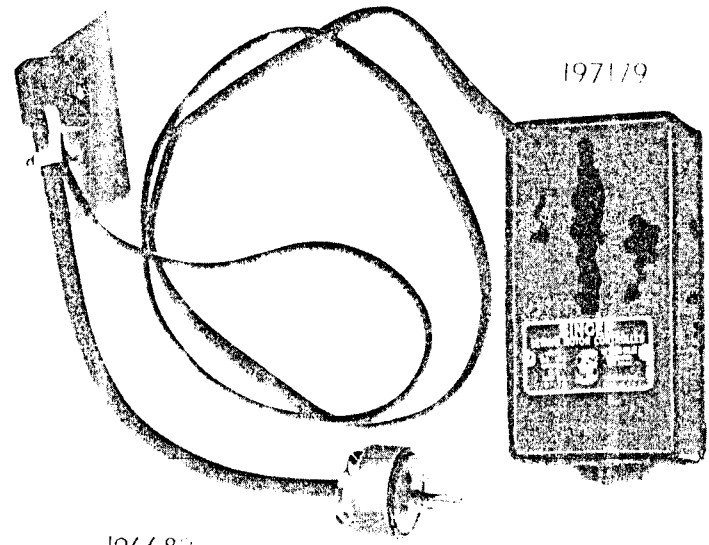


404-4

25829-1/3

197175

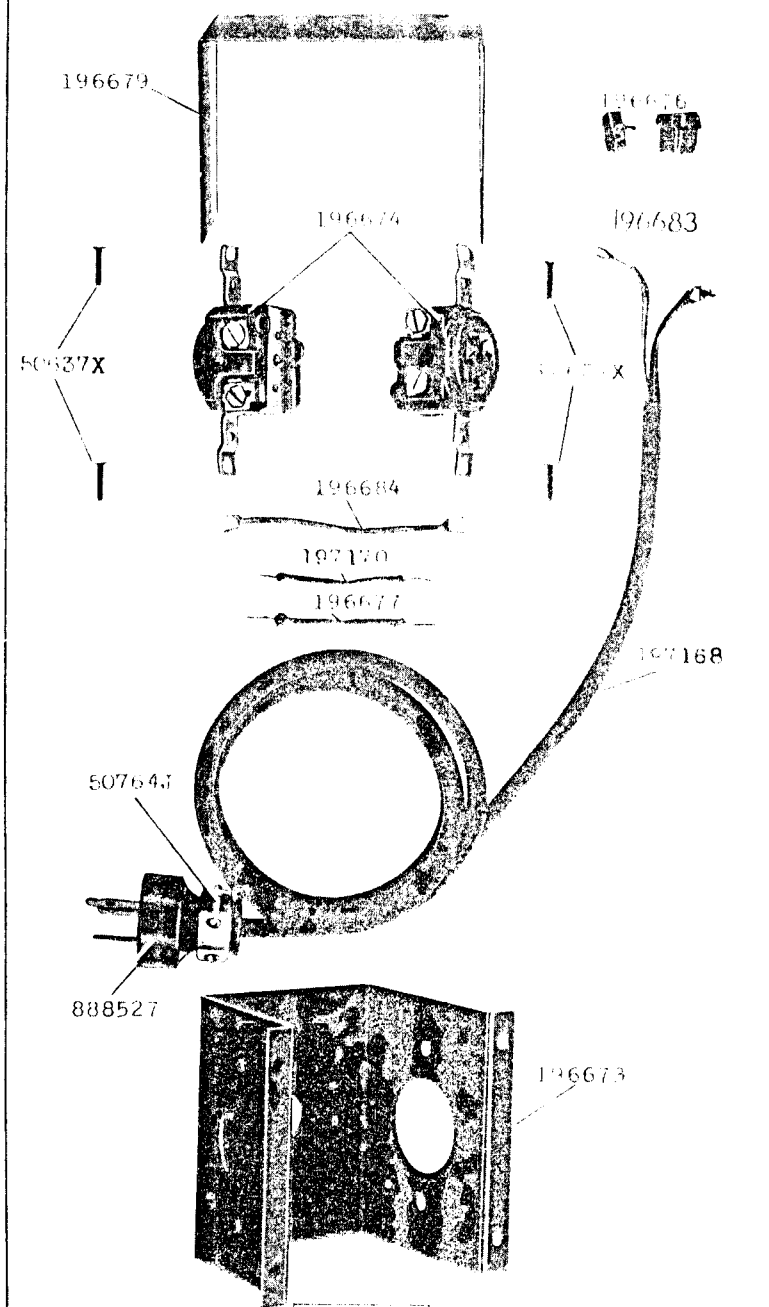
197179



404-4

25830 1/3

196682



404.4

25831-2/3

404-5

