

**SINGER**  
45W

# PRICE LIST

OF

# PARTS



# MACHINES

OF

# CLASS 45 w

THE SINGER MANUFACTURING CO.

## INDEX

---

	PAGE
ACCESSORIES.....	60
BOBBIN WINDER.....	60
FEED DOGS.....	63
FOOT LIFTER PARTS.....	61
MACHINE No. 45 w 1.....	7
"    "    45 w 2.....	15
"    "    45 w 7.....	24
"    "    45 w 8.....	33
"    "    45 w 100.....	43
"    "    45 w 101.....	51
"    "    45 w 104.....	59
NUMERICAL LIST OF PARTS.....	75
OBSOLETE PARTS.....	71
PRESSER FOOT.....	67
ROLLER PRESSERS.....	64
THREAD UNWINDER.....	61
THROAT PLATES.....	68
ENDER DRIVER.....	72
WORK PLATE PLATFORM.....	71

# Instructions for Ordering

In ordering from this list, use **ONLY** the **PART** number in the **FIRST** column.

The number stamped on a Sewing Machine Part is the number of the Single Part only, except when the part includes Set Screws, Clamping Screws, Studs and Rollers Spun on, Small Wires riveted, or Parts soldered together, etc., which it is necessary to furnish in combination.

Every combination of parts sent out has its specific number which, although not stamped on Parts (except in above cases) must be used when ordering the combination.

Each number always indicates the **SAME PART** in whatever list it appears, or for whatever Machine.

The letters after some of the numbers indicate the style of finish only, as follows:

- A. Hardened, Polished and Plated.
- B. Polished and Plated.
- C. Hardened only.
- D. Polished only.
- E. Soft, not polished.
- F. Hardened and Polished.
- H. Blued.

These letters **MUST BE USED** when they appear in the list and **AFTER** the number, as in the list.

In this series

200001 to 201500 are Screw Numbers.

201501 to 201800 are Nut Numbers.

201801 to 202000 are Roller Numbers.

202001 and upward are numbers of Machine Parts.

The figures in the second column refer only to the plate in which the illustration of the part is shown and are **NOT TO BE USED** in ordering.

Two or more numbers over a cut indicate that the difference between such parts is not visible in an illustration.

Parts marked with an asterisk (\*) are furnished only when repairs are made at the factory.

## LIST OF PARTS COMPLETE

FOR

### MACHINE No. 45 w 1

DROP FEED. ROLLER PRESSER. CYLINDER BED.

For Vamping.

In gauges from  $\frac{1}{16}$  to  $\frac{1}{8}$  inch.

No.	Plate	Name	Each
*213293	—	Arm .....	\$ —
213144	11150	" Cap .....	25
200278H	12311	" " Screw .....	05
202248H	11151	" " " Washer .....	05
200963E	12311	" Screw (3) .....	06
202005	11151	" " Washer (3) .....	01
213423	11742	" Shaft .....	1 85
213317	—	" " 213423 with 2002440, 2002450, 213303 to 213305, 213354, 213651, 213655 and two 201528E .....	6 20
204801	11150	Arm Shaft Bushing (back) with 202260...	35
202260	—	" " " " Oil Packing (wick) .....	01
200338C	11151	Arm Shaft Bushing (back) Set Screw...	04
213299	11150	" " " (center) with 202260	25
202260	—	" " " " Oil Packing (wick) .....	01
200341C	11151	Arm Shaft Bushing (center) Set Screw	04
213294	11058	" " " (front) with 202126 and 202260 .....	40
202260	—	Arm Shaft Bushing (front) Oil Packing (wick) .....	01
200502B	11151	Arm Shaft Bushing (front) Oil Packing Thumb Screw .....	25
202126	11151	Arm Shaft Bushing (front) Position Pin	01
200352C	11151	" " " " Set Screw ...	03
204804	11742	" " Connection with four 200054E (2) .....	80
200054E	11151	Arm Shaft Connection Screw .....	03
204805	11742	Balance Wheel, 51 in. diam. (belt groove 3 in. diam.), with 200328c and 200335c	1 00
200062H	12311	Balance Wheel Adjusting Screw .....	07

No.	Plate	Name	Each
200328C	12311	Balance Wheel Position Screw	\$ 04
200335C	12311	" " Set Screw	04
*213306	—	Bed (cylinder)	—
*215704	—	" 213306 with 213314 and two 200516E	—
213309	11058	" (cylinder) End Cover	2 40
213313	—	" Base (high)	2 50
213312	—	" " (low)	2 50
Note: High Bed Base 213313 furnished only when ordered.			
203184	11060	Bed Clamp	50
200262H	11060	" " Hinge Screw	10
202622	11151	" " Packing Washer	01
200728B	11060	" " Thumb Screw	12
203185	11060	" " Washer	10
202618	11058	" Hinge	1 50
200030H	11056	" " Screw (6)	05
213320	11150	" Slide (back)	50
213038	11735	" " Clamp Plate	15
213039	11735	" " " "	15
200582H	11151	" " " " Screw (4)	02
203208	11228	Bobbin (2)	05
203210	11228	" Case Base with 202056, 203211 to 203213 and 203216	55
203211	11151	Bobbin Case Base Latch	05
*202056	11151	" " " " Pin	—
203212	11151	" " " " Plunger	02
203213	11151	" " " " Spring	01
203209	11228	" " Cap with 200984E, 203214, 203215, and two 200594F	25
203214	11228	Bobbin Case Tension Spring	10
200984F	11151	" " " " Regulating Screw	04
200594F	11228	Bobbin Case Tension Spring Screw	02
203215	11228	" " Thread Guide	05
200594F	11228	" " " " Screw	02
203216	11228	" " Washer (cloth)	Per 100
203217	11228	Bobbin Case complete, Nos. 203209 and 203210	80
203563	11253	Cylinder End Cover Rest	25
200110D	11253	" " " " Screw	02
213310	11742	Face Plate with 200366H, 204730, two each 202090, 204281 and five 200397H	1 10
200053C	12311	Face Plate Screw	04
204730	11735	" " Thread Guide	03
200397H	11151	" " " " Set Screw	02

No.	Plate	Name	Each
221124	11742	Face Plate complete, Nos. 200113E, 200135C, 200319C, 200577H, 204279, 204330, 213310, 213326, 213327, 213332, 213742, two each 200309E, 204059 and 204272	\$3 75
213295	11060	Feed Bar with 200544E and 213610	1 20
213298	11735	" " Connecting Link with two 200072C	50
200072C	11151	Feed Bar Connecting Link Pinch Screw	03
200935F	11151	" " " " Screw Stud	08
201532E	11151	" " " " " " " " Nut	03
213610	11151	Feed Bar Connecting Link Stud	03
212519	12214	" Dog	75
200544E	11735	" " Screw	06
213303	11058	" Driving Eccentric (adjustable)	1 00
213304	11058	" " " Adjusting Disc	1 40
213305	11058	" " " Flange with 200382C and 200437C	60
200437C	12311	Feed Driving Eccentric Flange Position Screw	06
200382C	11151	Feed Driving Eccentric Flange Set Screw	02
213655	11151	" " " Friction Spring Washer	20
200245D	11151	Feed Driving Eccentric Friction Spring Washer Screw	08
201528E	11151	Feed Driving Eccentric Friction Spring Washer Screw Nut	04
200244D	11151	Feed Driving Eccentric Fulcrum Screw	08
201528E	11151	" " " " " " " " Nut	04
213300	11742	Feed Driving Rock Shaft	1 25
213302	—	" " " " 213300 with 200583H, 200935F, 201532E, 213295, 213296, 213298 and 213748	3 80
203244	11151	Feed Driving Rock Shaft Collar with two 200393C	20
200393C	11151	Feed Driving Rock Shaft Collar Set Screw	02
213354	11742	Feed Driving Rock Shaft Connection with 200054E and 202277	75
213654	11151	Feed Driving Rock Shaft Connection Collar	15
200919C	11060	Feed Driving Rock Shaft Connection Hinge Screw	05
201522E	11151	Feed Driving Rock Shaft Connection Hinge Screw Nut	03

No.	Plate	Name	Each
202277	—	Feed Driving Rock Shaft Connection Oil Packing (wick) .....	\$ 01
200054E	11151	Feed Driving Rock Shaft Connection Pinch Screw .....	03
213301	11060	Feed Driving Rock Shaft Crank with 200038c .....	35
200038C	11151	Feed Driving Rock Shaft Crank Pinch Screw .....	05
213296	11057	Feed Lifting Cam with 200392c and 200447c .....	60
200447C	11151	Feed Lifting Cam Position Screw .....	04
213748	11056	" " " Retainer .....	10
200583H	11151	" " " " Screw .....	02
200392C	11735	" " " Set Screw .....	02
213308	11060	" Regulating Lever with 213657 .....	40
200665C	11151	" " " Hinge Screw .....	08
213656	11151	" " " Spring .....	03
213657	—	" " " " Pin .....	03
227459	11742	Foot Lifter Lifting Lever .....	20
227534	—	" " " " 227459 with 200262H .....	30
200262H	11060	Foot Lifter Lifting Lever Hinge Screw .....	10
221146	—	" " " " Position Spring (left) .....	25
200835D	—	Foot Lifter Lifting Lever Position Spring Screw .....	08
*203463	—	Hook (sewing) .....	—
203464	11241	" 203463 with 200690F, 200616F and 203251 .....	2 20
203465	11241	Hook and Bobbin Case Complete, Nos. 203217 and 203464 .....	3 00
203557	11253	Hook Bevel Gear Socket, 18 teeth .....	85
203558	11253	" " " " Bushing (right) .....	25
200446C	11253	" " " " " Position Screw .....	04
213360	11150	Hook Bevel Gear Socket Oil Guard .....	10
200124H	11155	" " " " " " Screw .....	02
200559H	11253	" " " " " Screw .....	05
213319	11056	" " Pinion with two 200386c .....	1 00
200386C	11151	" " " Set Screw .....	02
213323	—	" Driving Shaft .....	1 75
213314	11150	" " " Bearing .....	20
202126	11151	" " " " Position Pin (2) .....	01
200516E	12311	Hook Driving Shaft Bearing Screw .....	08


No.	Plate	Name	Each
204246	11056	Hook Driving Shaft Collar (back) with two 200383c .....	\$ 20
200383C	12311	Hook Driving Shaft Collar (back) Set Screw .....	02
203244	11151	Hook Driving Shaft Collar (front) with two 200393c .....	20
200393C	11151	Hook Driving Shaft Collar (front) Set Screw .....	02
203251	11228	Hook Gib .....	40
200600F	11228	" " Hinge Screw .....	02
200616F	11228	" " Screw .....	02
203564	11257	" Saddle (left) with 202299 .....	2 00
203553	11257	" " (right) with 200446c and 202299 .....	2 00
203566	11257	Hook Saddle 203553 with 2001100, 203557, 203558 and 203563 .....	3 25
202299	—	Hook Saddle Oil Packing (wick) .....	01
200541E	11056	" " Screw (4) .....	09
225837	11151	" " " Washer (4) .....	01
203718	11241	" Washer .....	20
203568	11257	Hook Saddle (left) complete, Nos. 200559H, 203465, 203557, 203564 and 203718 .....	6 00
203567	11257	Hook Saddle (right) complete, Nos. 200559H, 203465, 203566 and 203718 .....	6 25
203569	—	Hook Saddle Combination (left and right) complete, Nos. 203567 and 203568 .....	12 00
231390	11736	Needle Bar (hollow) .....	80
204248	11153	" " Connecting Link .....	35
200698C	11153	" " " " Hinge Screw Stud .....	10
200380C	11153	Needle Bar Connecting Link Hinge Screw Stud Set Screw .....	02
204249	11153	Needle Bar Connecting Stud with 200072c and 202277 .....	40
202277	—	Needle Bar Connecting Stud Oil Packing (wick) .....	01
200072C	11151	Needle Bar Connecting Stud Pinch Screw .....	03
204326	—	Needle Bar Packing Cord (2) .....	Per 100 25
200504E	11153	" " Screw Bushing (lower) .....	05
200503B	11153	" " " " (upper) .....	05
231381	11738	" Holder, needles $\frac{3}{8}$ in. apart and must be set diagonally, in gauges $\frac{1}{16}$ , $\frac{3}{32}$ , $\frac{1}{8}$ and $\frac{1}{4}$ in., with 201030F and two 200141F .....	1 25
201030F	11738	Needle Holder Screw .....	02
200141F	12225	" Set Screw .....	02



No.	Plate	Name	Eac
200581H	11151	Thread Controller Spring Guard Screw	\$ 0
213326	11056	" " " Stop	1
213327	11056	" " " " Driving Gear	1
200319c	11153	" " " " " "	
		Hinge Screw	0
200135c	11153	Thread Controller Spring Stop Screw	0
204279	11153	" " " Stud with 204925	1
200366H	11153	" " " " Set Screw	0
204925	11153	" " " " Washer	0
221128	11153	Thread Controller complete, Nos. 200300c, 200581H, 202082, 202084, 202098, 213329 and 213330	4
213332	11056	Thread Controller and Spring complete, Nos. 213331 and 221128	4
203313	11740	Thread Guide	1
204556	11740	" "	0
204329	-----	" Oiler (felt)	0
204330	12225	" " Bracket with 204329	2
200113F	12225	" " " Screw	0
204281	11740	" Retainer Guide Wire	0
202091	11153	" " Sleeve	0
202092	11153	" " Spring	0
204058B	11153	" " Stud	0
200397H	11151	" " " Set Screw	0
204059	11153	Thread Retainer complete, Nos. 202091, 202092 and 204058B	1
212517	12214	Throat Plate, 50 elongated needle hole, needles $\frac{3}{32}$ in. apart, for needle sizes 4 to 6, in gauges $\frac{1}{16}$ , $\frac{3}{32}$ , $\frac{1}{4}$ and $\frac{5}{16}$ inch	2 00
200577H	12311	Throat Plate Screw (2)	0

LIST OF PARTS COMPLETE

FOR



MACHINE No. 45 w 2

DROP FEED. ROLLER PRESSER. CYLINDER BED.

For Vamping.

In gauges from  $\frac{1}{16}$  to  $\frac{5}{16}$  inch.

No.	Plate	Name	Each
*213293	---	Arm	\$ --
213144	11150	" Cap	25
200278H	12311	" " Screw	05
202248H	11151	" " " Washer	05
200963E	12311	" Screw (3)	06
202005	11151	" " Washer (3)	01

No.	Plate	Name	Each
213423	11742	Arm Shaft	\$1 85
213317	—	" " 213423 with 200214b, 200245b, 213303 to 213305, 213354, 213654, 213655 and two 201528E	6 20
204801	11150	Arm Shaft Bushing (back) with 202260	35
202260	—	" " " " Oil Packing (wick)	01
200338c	11151	Arm Shaft Bushing (back) Set Screw	04
213299	11150	" " " (center) with 202260	25
202260	—	" " " " Oil Packing (wick)	01
200341c	11151	Arm Shaft Bushing (center) Set Screw	04
213294	11058	" " " (front) with 202126 and 202260	40
202260	—	Arm Shaft Bushing (front) Oil Packing (wick)	01
200502B	11151	Arm Shaft Bushing (front) Oil Packing Thumb Screw	25
202126	11151	Arm Shaft Bushing (front) Position Pin	01
200352c	11151	" " " " Set Screw	03
204804	11742	" " Connection with four 200054E (2)	80
200054E	11151	Arm Shaft Connection Screw	03
204805	11742	Balance Wheel, 5½ in. diam. (belt groove 3 in. diam.), with 200328c and 200335c	1 00
200062H	12311	Balance Wheel Adjusting Screw	07
200328c	12311	" " Position Screw	04
200335c	12311	" " Set Screw	04
*213334	—	Bed (cylinder)	—
*215686	—	" 213334 with 213314 and two 200516E	—
213309	11058	" (cylinder) End Cover	2 40
213313	—	" Base (high)	2 50
213312	—	" " (low)	2 50
Note: High Bed Base 213313 furnished only when ordered.			
203184	11060	Bed Clamp	50
200262H	11060	" " Hinge Screw	10
202622	11151	" " Packing Washer	01
200728B	11060	" " Thumb Screw	12
203185	11060	" " Washer	10
202618	11058	" Hinge	1 50
200030H	11056	" " Screw (6)	05
213335	11735	" Slide (back)	50
213686	11735	" " Clamp Plate	15
213637	11735	" " " "	15
200582H	11151	" " " " Screw (4)	02
203570	11738	Bobbin (2)	06
*203598	—	" Case	—

No.	Plate	Name	Each
203648	—	Bobbin Case Latch	\$ 10
*202056	11151	" " " Pin	—
*203650	11738	" " " Plunger	—
203449	11738	" " " Spring	01
203599	11264	" " Lever	60
203575	—	" " " Eccentric	30
221147	—	" " " Position Pin	01
203576	11738	" " " Fulcrum (left) with 203579	40
203577	11738	Bobbin Case Lever Fulcrum (right) with 203579	40
200110b	11253	Bobbin Case Lever Fulcrum Screw	02
203578	11738	" " " Slide	10
203579	11738	" " " Stud	01
203214	11228	" " Tension Spring	10
200984F	11151	" " " " Regulating Screw	04
200594E	11228	Bobbin Case Tension Spring Screw	02
203216	11228	" " Washer (cloth) Per 100	25
203600	11264	Bobbin Case complete, Nos. 200594E, 200984F, 202056, 203214, 203216, 203449, 203598, 203648 and 203650	80
203563	11253	Cylinder End Cover Rest	25
200110b	11253	" " " " Screw	02
213310	11742	Face Plate with 200366H, 204730, two each 202090, 204281 and five 200397H	1 10
200053c	12311	Face Plate Screw	04
204730	11735	" " Thread Guide	03
200397H	11151	" " " " Set Screw	02
221124	11742	Face Plate complete, Nos. 200113E, 200135c, 200319c, 200577H, 204279, 204330, 213310, 213326, 213327, 213332, 213742, two each 200309E, 204059 and 204272	3 75
213295	11060	Feed Bar with 200544E and 213610	1 20
213298	11735	" " Connecting Link with two 200072c	50
200072c	11151	Feed Bar Connecting Link Pinch Screw	03
200935F	11151	" " " " Screw Stud	08
201532E	11151	" " " " " Nut	03
213610	11151	" " " " Stud	03
212519	12214	" Dog	75
200544E	11735	" " Screw	06
213303	11058	" Driving Eccentric (adjustable)	1 00
213304	11058	" " " Adjusting Disc	1 40
213305	11058	" " " Flange with 200382c and 200437c	60



No.	Plate	Name	Each
200437c	12311	Feed Driving Eccentric Flange Position Screw	\$ 06
200382c	11151	Feed Driving Eccentric Flange Set Screw	02
213655	11151	" " " Friction Spring Washer	20
200245D	11151	Feed Driving Eccentric Friction Spring Washer Screw	08
201528E	11151	Feed Driving Eccentric Friction Spring Washer Screw Nut	04
200244D	11151	Feed Driving Eccentric Fulcrum Screw	08
201528E	11151	" " " " Nut	04
213300	11742	Feed Driving Rock Shaft	1 25
213302	—	" " " " 213300 with 200583H, 200935E, 201532E, 213295, 213296, 213298 and 213748	3 80
203244	11151	Feed Driving Rock Shaft Collar with two 200393c	20
200393c	11151	Feed Driving Rock Shaft Collar Set Screw	02
213354	11742	Feed Driving Rock Shaft Connection with 200054E and 202277	75
213654	11151	Feed Driving Rock Shaft Connection Collar	15
200919c	11060	Feed Driving Rock Shaft Connection Hinge Screw	05
201522E	11151	Feed Driving Rock Shaft Connection Hinge Screw Nut	03
202277	—	Feed Driving Rock Shaft Connection Oil Packing (wick)	01
200054E	11151	Feed Driving Rock Shaft Connection Pinch Screw	03
213301	11060	Feed Driving Rock Shaft Crank with 200038c	35
200038c	11151	Feed Driving Rock Shaft Crank Pinch Screw	05
213296	11057	Feed Lifting Cam with 200392c and 200447c	60
200447c	11151	Feed Lifting Cam Position Screw	04
213748	11056	" " " Retainer	10
200583H	11151	" " " " Screw	02
200392c	11735	" " " " Set Screw	02
213308	11060	" Regulating Lever with 213657	40
200665c	11151	" " " Hinge Screw	08
213656	11151	" " " Spring	03
213657	—	" " " " Pin	03
227459	11742	Foot Lifter Lifting Lever	20

No.	Plate	Name	Each
227534	—	Foot Lifter Lifting Lever 227459 with 200262H	\$ 30
200262H	11060	Foot Lifter Lifting Lever Hinge Screw	10
221146	—	" " " " Position Spring (left)	25
200835D	—	Foot Lifter Lifting Lever Position Spring Screw	08
*203583	—	Hook (sewing)	—
203584	11738	" 203583 with 200616F, 200985F and 203251	2 20
203601	11264	Hook and Bobbin Case complete, Nos. 203584 and 203600	3 00
203596	11738	Hook Bevel Gear Socket, 18 teeth	85
203602	11738	" " " " Bushing (right)	25
200446c	11253	" " " " " Position Screw	04
213360	11150	Hook Bevel Gear Socket Oil Guard	10
200124H	11155	" " " " " " " Screw	02
200559H	11253	" " " " Socket Screw	05
213319	11056	" " Pinion with two 200386c	1 00
200386c	11151	" " " " Set Screw	02
213323	—	" Driving Shaft	1 75
213314	11150	" " " " Bearing	20
202126	11151	" " " " " Position Pin (2)	01
200516E	12311	Hook Driving Shaft Bearing Screw	08
204246	11056	" " " " Collar (back) with two 200383c	20
200383c	12311	Hook Driving Shaft Collar (back) Set Screw	02
203244	11151	Hook Driving Shaft Collar (front) with two 200393c	20
200393c	11151	Hook Driving Shaft Collar (front) Set Screw	02
203251	11228	Hook Gib	40
200985F	11738	" " Hinge Screw	02
200616F	11228	" " Screw	02
203603	11736	" Saddle (left) with 200110D and 202299	2 00
203588	11736	Hook Saddle (right) with 200446c, 202299 and two 200110D	2 25
203604	11736	Hook Saddle 203588 with 203563, 203596 and 203602	3 25
202299	—	Hook Saddle Oil Packing (wick)	01
200541E	11056	" " " " Screw (4)	09

No.	Plate	Name	Each
225837	11151	Hook Saddle Screw Washer (4)	\$ 01
221132	—	" Washer	20
221133	11736	" " 221132 with 203575 and two 221147	50
203605	11736	Hook Saddle (left) complete, Nos. 200559H, 203576, 203578, 203596, 203599, 203601, 203603 and 221133	7 00
203606	11736	Hook Saddle (right) complete, Nos. 200559H, 203577, 203578, 203599, 203601, 203604 and 221133	7 25
203607	—	Hook Saddle Combination (left and right) complete, Nos. 203605 and 203606	14 00
231390	11736	Needle Bar (hollow)	80
204248	11153	" " Connecting Link	35
200698C	11153	" " " " Hinge Screw Stud	10
200380C	11153	Needle Bar Connecting Link Hinge Screw Stud Set Screw	02
204249	11153	Needle Bar Connecting Stud with 200072C and 202277	40
202277	—	Needle Bar Connecting Stud Oil Packing (wick)	01
200072C	11151	Needle Bar Connecting Stud Pinch Screw	03
204326	—	" " Packing Cord (2) Per 100	25
200504E	11153	" " Screw Bushing (lower)	05
200503B	11153	" " " " (upper)	05
231381	11738	" Holder, needles $\frac{3}{8}$ in. apart and must be set diagonally, in gauges $\frac{1}{4}$ , $\frac{3}{8}$ , $\frac{1}{2}$ and $\frac{3}{4}$ in., with 201030F and two 200141F	1 25
201030F	11738	Needle Holder Screw	02
200141F	12225	" Set Screw	02
213322	11057	Presser Bar Lifter	20
200550C	11153	" " " Hinge Screw	08
213321	11056	" " Lifting Bracket with 200086C	40
200086C	11153	" " " " Pinch Screw	03
204254	11153	" " " " Position Guide	30
200362C	12311	" " " " " " " " Set Screw	03
204327	—	Presser Bar Packing Washer (felt) Per 100	25
200504E	11153	Presser Bar Screw Bushing (lower)	05
204258	11153	" " Spring	10
200491B	11153	" " Thumb Screw (pressure regulating)	25
201906	11155	Roller Presser, $1\frac{1}{2}$ in. diam., $\frac{1}{8}$ in. face (fine) with 200548F and 201534H	40

No.	Plate	Name	Each
202839	11155	Roller Presser Arm	\$ 20
204567	11155	" " 202839 with 201906	60
229341	14307	" " " Bracket (swing)	75
229344	—	" " " " 229341 with 200096D, 201071F, 204567 and 229325	2 15
200675C	12225	Roller Presser Arm Bracket Position Screw Stud	05
202558	12225	Roller Presser Arm Bracket Spring	02
229370	—	" " " " " Stop and Back Needle Guard Holder	30
229371	11738	Roller Presser Arm Bracket Spring Stop and Back Needle Guard Holder 229370 with 200159F, 200350H and 226220	40
200350H	11738	Roller Presser Arm Bracket Spring Stop and Back Needle Guard Holder Adjusting Screw	03
200141F	12225	Roller Presser Arm Bracket Spring Stop and Back Needle Guard Holder Set Screw	02
200096D	12225	Roller Presser Arm Screw	03
204495	12225	" " Bar	35
200548F	11155	" " Hinge Screw	10
201534H	12225	" " " " Nut	03
229328	11738	" " Needle Guard (back), in gauges $\frac{1}{4}$ , $\frac{3}{8}$ , $\frac{1}{2}$ and $\frac{3}{4}$ inch	40
200159F	14307	Roller Presser Needle Guard (back) Clamp Screw	04
226220	14307	Roller Presser Needle Guard (back) Clamp Screw Washer	01
229325	11739	Roller Presser Needle Guard (front), in gauges $\frac{1}{4}$ , $\frac{3}{8}$ , $\frac{1}{2}$ and $\frac{3}{4}$ inch	50
201071F	—	Roller Presser Needle Guard (front), Screw	03
229345	11736	Roller Presser and Bar complete, in gauges $\frac{1}{4}$ , $\frac{3}{8}$ , $\frac{1}{2}$ and $\frac{3}{4}$ in., Nos. 200675C, 202558, 204495, 229328, 229344, 229371 and two 200141F	3 50
213324	11057	Take-up Cam with 200335C, 200380C, 200383C, 200430C and 200698C	1 50
203172	11153	Take-up Cam Friction Washer	05
200430C	12311	" " Position Screw	08
200383C	12311	" " " " Check Screw	02
200335C	12311	" " Set Screw	04
213333	11740	" Lever with 204407	75
221122	—	" " 213333 with 204263	90
204263	11740	" " Bearing with 204264	15
204264	11740	" " " Position Pin	01
200042F	12311	" " " Screw	05



**LIST OF PARTS COMPLETE**  
**FOR**  
**MACHINE No. 45 w 7**

**DROP FEED. ROLLER PRESSER. CYLINDER BED.**

For Shoes and Gloves.

In gauges from  $\frac{3}{16}$  to  $\frac{1}{4}$  inch.

No.	Plate	Name	Each
*213293	—	Arm	\$ —
213144	11150	" Cap	25
200278H	12311	" " Screw	05
202248H	11151	" " " Washer	05
200963E	12311	" " " Screw (3)	06
202005	11151	" " " Washer (3)	01
213423	11742	" Shaft	1 85
213317	—	" " 213423 with 200240, 200245b, 213303 to 213305, 213354, 213654, 213655 and two 201528E	6 20
204801	11150	Arm Shaft Bushing (back) with 202260	35
202260	—	" " " " Oil Packing (wick)	01
200338C	11151	Arm Shaft Bushing (back) Set Screw	04
213299	11150	" " " (center) with 202260	25
202260	—	" " " " Oil Packing (wick)	01
200341C	11151	Arm Shaft Bushing (center) Set Screw	04
213294	11058	" " " (front) with 202126 and 202260	40
202260	—	Arm Shaft Bushing (front) Oil Packing (wick)	01
200502B	11151	Arm Shaft Bushing (front) Oil Packing Thumb Screw	25
202126	11151	Arm Shaft Bushing (front) Position Pin	01
200352C	11151	" " " " Set Screw	03
204804	11742	" " Connection with four 200054E (2)	80
200054E	11151	Arm Shaft Connection Screw	03
204805	11742	Balance Wheel, 5 $\frac{1}{2}$ in. diam. (belt groove 3 in. diam.), with 200328C and 200335C	1 00
200062H	12311	Balance Wheel Adjusting Screw	07

No.	Plate	Name	Each
200328C	12311	Balance Wheel Position Screw	\$ 04
200335C	12311	" " Set Screw	04
*213306	—	Bed (cylinder)	—
*215704	—	" 213306 with 213314 and two 200516E	—
213309	11058	" (cylinder) End Cover	2 40
213313	—	" Base (high)	2 50
213312	—	" " (low)	2 50

Note: High Bed Base 213313 furnished only  
when ordered.

203184	11060	Bed Clamp	50
200262H	11060	" " Hinge Screw	10
202622	11151	" " Packing Washer	01
200728B	11060	" " Thumb Screw	12
203185	11060	" " Washer	10
202618	11058	" Hinge	1 50
200030H	11056	" " Screw (6)	05
213320	11150	" Slide (back)	50
213038	11735	" " Clamp Plate	15
213039	11735	" " " "	15
200582H	11151	" " " " Screw (4)	02
203208	11228	Bobbin (2)	05
203210	11228	" Case Base with 202056, 203211 to 203213 and 203216	55
203211	11151	Bobbin Case Base Latch	05
*202056	11151	" " " " Pin	—
203212	11151	" " " " Plunger	02
203213	11151	" " " " Spring	01
203209	11228	" " Cap with 200984E, 203214, 203215 and two 200594E	25
203214	11228	Bobbin Case Tension Spring	10
200984E	11151	" " " " Regulating Screw	04
200594E	11228	Bobbin Case Tension Spring Screw	02
203215	11228	" " Thread Guide	05
200594E	11228	" " " " Screw	02
203216	11228	" " Washer (cloth) Per 100	25
203217	11228	Bobbin Case complete, Nos. 203209 and 203210	80
203563	11253	Cylinder End Cover Rest	25
200110D	11253	" " " " Screw	02
213310	11742	Face Plate with 200366H, 204730, two each 202090, 204281 and five 200397H	1 10
200053C	12311	Face Plate Screw	04
204730	11735	" " Thread Guide	03
200397H	11151	" " " " Set Screw	02



No.	Plate	Name	Each
213314	11150	Hook Driving Shaft Bearing	\$ 1
202126	11151	" " " " Position Pin (2)	0
200516E	12311	Hook Driving Shaft Bearing Screw	0
204246	11056	" " " Collar (back) with two 200383c	2
200383c	12311	Hook Driving Shaft Collar (back) Set Screw	0
203244	11151	Hook Driving Shaft Collar (front) with two 200393c	2
200393c	11151	Hook Driving Shaft Collar (front) Set Screw	0
203251	11228	Hook Gib	40
200600F	11228	" " Hinge Screw	0
200616F	11228	" " Screw	0
203564	11257	" Saddle (left) with 202299	2 00
203553	11257	" " (right) with 200416c and 202299	2 00
203566	11257	Hook Saddle 203553 with 200410c, 203557, 203558 and 203563	3 25
202299	—	Hook Saddle Oil Packing (wick)	01
200541E	11056	" " Screw (4)	09
225837	11151	" " Washer (4)	01
203718	11241	" Washer	20
203568	11257	Hook Saddle (left) complete, Nos. 200559H, 203465, 203557, 203564 and 203718	6 00
203567	11257	Hook Saddle (right) complete, Nos. 200559H, 203465, 203566 and 203718	6 25
203569	—	Hook Saddle Combination (left and right) complete, Nos. 203567 and 203568	12 00
231390	11736	Needle Bar (hollow)	80
204248	11153	" " Connecting Link	35
200698c	11153	" " " " Hinge Screw Stud	10
200380c	11153	Needle Bar Connecting Link Hinge Screw Stud Set Screw	02
204249	11153	Needle Bar Connecting Stud with 200072c and 202277	40
202277	—	Needle Bar Connecting Stud Oil Packing (wick)	01
200072c	11151	Needle Bar Connecting Stud Pinch Screw	03
204326	—	" " Packing Cord (2)	25
200504E	11153	" " Screw Bushing (lower)	05
200503B	11153	" " " " (upper)	05
231398	11738	" Holder, in gauges from $\frac{3}{16}$ to $\frac{1}{2}$ in., in steps of $\frac{1}{16}$ in., with 201030F and two 200141E	1 25

No.	Plate	Name	Each
01030F	11738	Needle Holder Screw	\$ 02
00141F	12225	" Set Screw	02
13322	11057	Presser Bar Lifter	20
00550c	11153	" " " Hinge Screw	08
13321	11056	" " Lifting Bracket with 200086c	40
00086c	11153	" " " " Pinch Screw	03
04254	11153	" " " " Position Guide	36
200362c	12311	" " " " " "	
		Set Screw	03
204327	—	Presser Bar Packing Washer (felt) ..... Per 100	25
200504E	11153	Presser Bar Screw Bushing (lower)	05
204258	11153	" " Spring	40
200491B	11153	" " Thumb Screw (pressure regulating)	25
201906	11155	Roller Presser, $\frac{11}{16}$ in. diam., $\frac{3}{16}$ in. face (fine), with 200548F and 201534H	40
202839	11155	Roller Presser Arm	20
204567	11155	" " " 202839 with 201906	60
229341	14307	" " " Bracket (swing)	75
200675c	12225	" " " " Position Screw Stud	05
202558	12225	Roller Presser Arm Bracket Spring	02
229370	—	" " " " " Stop and Back Needle Guard Holder	30
229371	11738	Roller Presser Arm Bracket Spring Stop and Back Needle Guard Holder 229370 with 200159F, 200350H and 226220	40
200350H	11738	Roller Presser Arm Bracket Spring Stop and Back Needle Guard Holder Adjust- ing Screw	03
200141F	12225	Roller Presser Arm Bracket Spring Stop and Back Needle Guard Holder Set Screw	02
200082D	12321	Roller Presser Arm Screw, for gauges from $\frac{3}{16}$ to $\frac{5}{16}$ inch	03
200077D	14307	Roller Presser Arm Screw, for gauges $\frac{3}{8}$ and $\frac{7}{16}$ inch	03
200064D	14307	Roller Presser Arm Screw, for gauges from $\frac{1}{2}$ to $\frac{3}{4}$ inch	04
229744	14307	Roller Presser Arm Shim, $\frac{3}{4}$ in. thick	05
229745	14307	" " " " $\frac{1}{2}$ in. thick	05
202760	14307	" " " " $\frac{1}{8}$ in. thick	05
204495	12225	" " Bar	35
200548F	11155	" " Hinge Screw	10
201534H	12225	" " " " Nut	03


No.	Plate	Name	Eac
229330	11738	Roller Presser Needle Guard (back), in $\frac{3}{8}$ in. gauge	\$ 5
229331	11738	Roller Presser Needle Guard (back), in $\frac{1}{2}$ in. gauge	5
229332	11739	Roller Presser Needle Guard (back), in $\frac{5}{8}$ in. gauge	5
229347	11739	Roller Presser Needle Guard (back), in $\frac{7}{8}$ in. gauge with 200134c	1 25
229334	11739	Roller Presser Needle Guard (back), in $\frac{3}{2}$ in. gauge with 200134c	1 25
229335	11739	Roller Presser Needle Guard (back), in $\frac{1}{4}$ in. gauge with 200134c	1 25
200159F	14307	Roller Presser Needle Guard (back) Clamp Screw	04
200134c	14307	Roller Presser Needle Guard (back) Screw	02
226220	14307	Roller Presser Needle Guard (back) Clamp Screw Washer	01
229346	---	Roller Presser and Bar complete, in $\frac{3}{8}$ in. gauge, Nos. 200082b, 200675c, 202558, 204495, 204567, 229330, 229341, 229371, 229744, 229745 and two 200141F	3 00
229950	---	Roller Presser and Bar complete, in $\frac{1}{2}$ in. gauge, Nos. 200082b, 200675c, 202558, 202760, 204495, 204567, 229331, 229341, 229371 and two 200141F	2 75
229951	---	Roller Presser and Bar complete, in $\frac{5}{8}$ in. gauge, Nos. 200082b, 200675c, 202558, 202760, 204495, 204567, 229332, 229341, 229371, 229744 and two 200141F	2 75
229952	---	Roller Presser and Bar complete, in $\frac{7}{8}$ in. gauge, Nos. 200077b, 200675c, 202558, 202760, 204495, 204567, 229341, 229347, 229371, 229745 and two 200141F	3 50
229953	---	Roller Presser and Bar complete, in $\frac{3}{2}$ in. gauge, Nos. 200077b, 200675c, 202558, 202760, 204495, 204567, 229334, 229341, 229371, 229744, 229745 and two 200141F	3 50
229954	---	Roller Presser and Bar complete, in $\frac{1}{4}$ in. gauge, Nos. 200064b, 200675c, 202558, 204495, 204567, 229335, 229341, 229371, two each 200141F and 202760	3 50
213324	11057	Take-up Cam with 200335c, 200380c, 200383c, 200430c and 200698c	1 50
203172	11153	Take-up Cam Friction Washer	05
200430c	12311	" " Position Screw	08
200383c	12311	" " " " Check Screw	02
200335c	12311	" " Set Screw	04

No.	Plate	Name	Each
213333	11740	Take-up Lever with 204407	\$ 75
221122	---	" " 213333 with 201263	90
204263	11740	" " Bearing with 204264	15
204264	11740	" " " Position Pin	01
200042F	12311	" " " Screw	05
204407	---	" " Oil Guard	05
204816	11740	" " Roller	12
213687	11740	Take-up Lever complete, Nos. 200042F, 204816 and 221122	1 00
202402	11740	Tension Disc	05
202090	11740	" " Position Pin	01
213742	11740	" Release Lever	10
200309E	11740	" " " Screw	01
202075	11740	" " Plunger	03
213325	11057	" " Slide with 204434 (for Presser Bar)	20
204434	11740	Tension Release Slide Spring	02
202407	11740	" Spring	05
200632B	11740	" Stud	20
200397H	11151	" " Set Screw	02
201572B	11740	" Thumb Nut	04
204271	11740	" Washer	05
204272	11740	Tension complete, Nos. 200632B, 201572B, 202075, 202407, 204271 and two 202402	50
204273	11740	Thread Controller Adjusting Collar with 200684H (for Presser Bar)	15
200684H	11740	Thread Controller Adjusting Collar Screw	04
202082	11153	" " Plate	12
200577H	12311	" " " Screw	02
202098	11153	" " Roller	05
213329	11056	" " " Guard	10
202084	11153	" " " " Washer	01
200300c	11153	" " " Screw	04
213331	11056	" " Spring	03
213330	11056	" " " Guard	08
200581H	11153	" " " " Screw	02
213326	11056	" " " Stop	15
213327	11056	" " " " Driving Gear	10
200319c	11153	" " " " " " "	
		Hinge Screw	04
200135c	11153	Thread Controller Spring Stop Screw	03
204279	11153	" " " Stud with 204925	10
200366H	11153	" " " " Set Screw	02
204925	11153	" " " " Washer	01
221128	11153	Thread Controller complete, Nos. 200300c, 200581H, 202082, 202084, 202098, 213329 and 213330	42

No.	Plate	Name	Each
213332	11056	Thread Controller and Spring complete, Nos. 213331 and 221128	\$ 45
203313	11740	Thread Guide	10
204556	11740	" "	05
204329	---	Oiler (felt)	01
204330	12225	" " Bracket with 204329	25
200113F	12225	" " " Screw	03
204281	11740	" Retainer Guide Wire	01
202091	11153	" " Sleeve	05
202092	11153	" " Spring	01
204058B	11153	" " Stud	07
200397H	11151	" " " Set Screw	02
204059	11153	Thread Retainer complete, Nos. 202091, 202092 and 204058B	15
212521	12214	Throat Plate, 50 needle hole, for needle sizes 3 to 5, in $\frac{3}{8}$ in. gauge, for 212523	2 00
212524	12215	Throat Plate, 50 needle hole, for needle sizes 3 to 5, in $\frac{1}{2}$ in. gauge, for 212526	2 00
212546	12218	Throat Plate, 50 needle hole, for needle sizes 3 to 5, in $\frac{5}{8}$ in. gauge, for 212547	1 75
212548	12219	Throat Plate, 50 needle hole, for needle sizes 3 to 5, in $\frac{3}{4}$ in. gauge, for 212550	1 75
212551	12219	Throat Plate, 50 needle hole, for needle sizes 3 to 5, in $\frac{7}{8}$ in. gauge, for 212552	1 75
212553	12219	Throat Plate, 50 needle hole, for needle sizes 3 to 5, in $\frac{1}{2}$ in. gauge, for 212554	1 75
200577H	12311	Throat Plate Screw (2)	02

## LIST OF PARTS COMPLETE

FOR



## MACHINE No. 45 w 8

DROP FEED. ROLLER PRESSER. CYLINDER BED.

For Shoes and Gloves.

In gauges from  $\frac{3}{8}$  to  $\frac{1}{2}$  inch.

No.	Plate	Name	Each
*213293	---	Arm	\$ --
213144	11150	" Cap	25
200278H	12311	" " Screw	05
202248H	11151	" " " Washer	05
200963E	12311	" Screw (3)	06
202005	11151	" " Washer (3)	01
213423	11742	" Shaft	1 85



No.	Plate	Name	Each
213317	---	Arm Shaft 213423 with 2002410, 2002450, 213303 to 213305, 213354, 213654, 213655 and two 201528E	\$6 20
204801	11150	Arm Shaft Bushing (back) with 202260	35
202260	---	" " " " Oil Packing (wick)	01
200338c	11151	Arm Shaft Bushing (back) Set Screw	04
213299	11150	" " " (center) with 202260	25
202260	---	" " " " Oil Packing (wick)	01
200341c	11151	Arm Shaft Bushing (center) Set Screw	04
213294	11058	" " " (front) with 202126 and 202260	40
202260	---	Arm Shaft Bushing (front) Oil Packing (wick)	01
200502B	11151	Arm Shaft Bushing (front) Oil Packing Thumb Screw	25
202126	11151	Arm Shaft Bushing (front) Position Pin	01
200352c	11151	" " " " Set Screw	03
204804	11742	" " Connection with four 200054E (2)	80
200054E	11151	Arm Shaft Connection Screw	03
204805	11742	Balance Wheel, 5 1/2 in. diam. (belt groove 3 in. diam.), with 200328c and 200335c	1 00
200062H	12311	Balance Wheel Adjusting Screw	07
200328c	12311	" " Position Screw	04
200335c	12311	" " Set Screw	04
*213334	---	Bed (cylinder)	---
*215686	---	" 213334 with 213314 and two 200546E	---
213309	11058	" (cylinder) End Cover	2 40
213313	---	" Base (high)	2 50
213312	---	" " (low)	2 50
Note: High Bed Base 213313 furnished only when ordered.			
203184	11060	Bed Clamp	50
200262H	11060	" " Hinge Screw	10
202622	11151	" " Packing Washer	01
200728B	11060	" " Thumb Screw	12
203185	11060	" " Washer	10
202618	11058	" Hinge	1 50
200030H	11056	" " Screw (6)	05
213335	11735	" Slide (back)	50
213637	11735	" " Clamp Plate	15
213686	11735	" " " "	15
200582H	11151	" " " " Screw (1)	02
203570	11738	Bobbin (2)	06
*203598	---	" Case	---
203648	---	" " Latch	10

No.	Plate	Name	Each
*202056	11151	Bobbin Case Latch Pin	\$ ---
*203650	11738	" " " Plunger	---
203449	11738	" " " Spring	01
203599	11264	" " " Lever	60
203575	---	" " " Eccentric	30
221147	---	" " " " Position Pin	01
203576	11738	" " " Fulcrum (left) with 203579	40
203577	11738	Bobbin Case Lever Fulcrum (right) with 203579	40
200110d	11253	Bobbin Case Lever Fulcrum Screw	02
203578	11738	" " " Slide	10
203579	11738	" " " Stud	01
203214	11228	" " Tension Spring	10
200984F	11151	" " " " Regulating Screw	04
200594F	11228	Bobbin Case Tension Spring Screw	02
203216	11228	" " Washer (cloth) Per 100	25
203600	11264	Bobbin Case complete, Nos. 200594F, 200984F, 202056, 203214, 203216, 203449, 203598, 203648 and 203650	80
203563	11253	Cylinder End Cover Rest	25
200110d	11253	" " " Screw	02
213310	11742	Face Plate with 200366H, 204730, two each 202090, 204281 and five 200397H	1 10
200053c	12311	Face Plate Screw	04
204730	11735	" " Thread Guide	03
200397H	11151	" " " " Set Screw	02
221124	11742	Face Plate complete, Nos. 200113F, 200135c, 200319c, 200577H, 204279, 204330, 213310, 213326, 213327, 213332, 213742, two each 200309E, 204059 and 204272	3 75
213295	11060	Feed Bar with 200544E and 213610	1 20
213298	11735	" " Connecting Link with two 200072c	50
200072c	11151	Feed Bar Connecting Link Pinch Screw	03
200935F	11151	" " " " Screw Stud	08
201532E	11151	" " " " " " Nut	03
213610	11151	Feed Bar Connecting Link Stud	03
212523	12214	" Dog, for 212577	75
212526	12215	" " " 212578	75
212547	12218	" " " 212584	1 00
212550	12219	" " " 212585	1 00
212552	12219	" " " 212586	1 00
212554	12219	" " " 212587	1 00
200544E	11735	" " Screw	06



No.	Plate	Name	Each
203604	11736	Hook Saddle 203588 with 203563, 203596 and 203602 .....	\$3 25
202299	—	Hook Saddle Oil Packing (wick) .....	01
200541E	11056	" " Screw (4) .....	09
225837	11151	" " Washer (4) .....	01
221132	—	" Washer .....	20
221133	11736	" " 221132 with 203575 and two 221147 .....	50
203605	11736	Hook Saddle (left) complete, Nos. 200559H, 203576, 203578, 203596, 203599, 203601, 203603 and 221133 .....	7 00
203606	11736	Hook Saddle (right) complete, Nos. 200559H, 203577, 203578, 203599, 203601, 203604 and 221133 .....	7 25
203607	—	Hook Saddle Combination (left and right) complete, Nos. 203605 and 203606 .....	14 00
231390	11736	Needle Bar (hollow) .....	80
204248	11153	" " Connecting Link .....	35
200698C	11153	" " " " Hinge Screw Stud .....	10
200380C	11153	Needle Bar Connecting Link Hinge Screw Stud Set Screw .....	02
204249	11153	Needle Bar Connecting Stud with 200072C and 202277 .....	40
202277	—	Needle Bar Connecting Stud Oil Packing (wick) .....	01
200072C	11151	Needle Bar Connecting Stud Pinch Screw .....	03
204326	—	" " Packing Cord (2).....Per 100 .....	25
200504E	11153	" " Screw Bushing (lower) .....	05
200503B	11153	" " " " (upper) .....	05
231398	11738	" Holder, in gauges from $\frac{3}{16}$ to $\frac{1}{2}$ in., in steps of $\frac{1}{16}$ in., with 201030F and two 200141F .....	1 25
201030F	11738	Needle Holder Screw .....	02
200141F	12225	" Set Screw .....	02
213322	11057	Presser Bar Lifter .....	20
200550C	11153	" " " Hinge Screw .....	08
213321	11056	" " Lifting Bracket with 200086C .....	40
200086C	11153	" " " " Pinch Screw .....	03
204254	11153	" " " " Position Guide .....	30
200362C	12311	" " " " " " Set Screw .....	03
204327	—	Presser Bar Packing Washer (felt) .....	Per 100 25
200504E	11153	Presser Bar Screw Bushing (lower) .....	05
204258	11153	" " Spring .....	10
200491B	11153	" " Thumb Screw (pressure regulating) .....	25

No.	Plate	Name	Each
201906	11155	Roller Presser, $\frac{11}{16}$ in. diam., $\frac{3}{16}$ in. face (fine) with 200548F and 201534H.....	\$ 40
202839	11155	Roller Presser Arm .....	20
204567	11155	" " " 202839 with 201906 .....	60
229341	14307	" " " Bracket (swing) .....	75
200675C	12225	" " " " Position Screw Stud .....	05
202558	12225	Roller Presser Arm Bracket Spring .....	02
229370	—	" " " " " Stop and Back Needle Guard Holder .....	30
229371	11738	Roller Presser Arm Bracket Spring Stop and Back Needle Guard Holder 229370 with 200159F, 200350H and 226220.....	40
200350H	11738	Roller Presser Arm Bracket Spring Stop and Back Needle Guard Holder Adjusting Screw .....	03
200141F	12225	Roller Presser Arm Bracket Spring Stop and Back Needle Guard Holder Set Screw .....	02
200082D	12321	Roller Presser Arm Screw, for gauges from $\frac{3}{16}$ to $\frac{5}{16}$ inch.....	03
200077D	14307	Roller Presser Arm Screw, for gauges $\frac{3}{16}$ and $\frac{5}{16}$ in. ....	03
200064D	14307	Roller Presser Arm Screw, for gauges from $\frac{1}{2}$ to $\frac{5}{8}$ inch .....	04
229744	14307	Roller Presser Arm Shim $\frac{1}{4}$ in. thick .....	05
229745	14307	" " " " $\frac{3}{16}$ in. thick .....	05
202760	14307	" " " " $\frac{1}{8}$ in. thick .....	05
204495	12225	" " Bar .....	35
200548F	11155	" " Hinge Screw .....	10
201534H	12225	" " " " Nut .....	03
229330	11738	" " Needle Guard (back), in $\frac{3}{16}$ in. gauge .....	50
229331	11738	Roller Presser Needle Guard (back), in $\frac{1}{2}$ in. gauge .....	50
229332	11739	Roller Presser Needle Guard (back), in $\frac{3}{8}$ in. gauge .....	50
229347	11739	Roller Presser Needle Guard (back), in $\frac{1}{8}$ in. gauge, with 200134C .....	1 25
229334	11739	Roller Presser Needle Guard (back), in $\frac{3}{8}$ in. gauge, with 200134C .....	1 25
229335	11739	Roller Presser Needle Guard (back), in $\frac{1}{2}$ in. gauge with 200134C .....	1 25
200159F	14307	Roller Presser Needle Guard (back) Clamp Screw .....	04
200134C	14307	Roller Presser Needle Guard (back) Screw .....	02



No.	Plate	Name	Eac
212578	12226	Throat Plate, 50 needle hole, for needle sizes 3 to 5, in $\frac{1}{4}$ in. gauge, for 212526	\$2 0
212584	12227	Throat Plate, 50 needle hole, for needle sizes 3 to 5, in $\frac{3}{8}$ in. gauge, for 212547	1 7
212585	12227	Throat Plate, 50 needle hole, for needle sizes 3 to 5, in $\frac{3}{8}$ in. gauge, for 212550	1 7
212586	12228	Throat Plate, 50 needle hole, for needle sizes 3 to 5, in $\frac{3}{8}$ in. gauge, for 212552	1 7
212587	12228	Throat Plate, 50 needle hole, for needle sizes 3 to 5, in $\frac{1}{4}$ in. gauge, for 212554	1 7
200577H	12311	Throat Plate Screw (2)	02

## LIST OF PARTS COMPLETE

FOR

## MACHINE No. 45 w 100

DROP FEED. ROLLER PRESSER. CYLINDER BED.

For Vamping.

In gauges from  $\frac{1}{16}$  to  $\frac{1}{4}$  inch.

No.	Plate	Name	Each
213339	----	Arm .....	\$ --
213144	11150	" Cap .....	25
200278H	12311	" " Screw .....	05
202248H	11151	" " " Washer .....	05
200963E	12311	" Screw (3) .....	06
202005	11151	" " Washer (3) .....	01
213341	11742	" Shaft .....	2 00
213928	----	" " 213341 with 200244b, 200245b, 213303 to 213305, 213354, 213654, 213655 and two 201528E .....	6 35
204801	11150	Arm Shaft Bushing (back) with 202260	35
202260	----	" " " " Oil Packing (wick) .....	01
200338c	11151	Arm Shaft Bushing (back) Set Screw...	04
213299	11150	" " " (center) with 202260	25
202260	----	" " " " Oil Packing (wick) .....	01
200341c	11151	Arm Shaft Bushing (center) Set Screw...	04
213294	11058	" " " (front) with 202126 and 202260 .....	40
202260	----	Arm Shaft Bushing (front) Oil Packing (wick) .....	01
200502B	11151	Arm Shaft Bushing (front) Oil Packing Thumb Screw .....	25
202126	11151	Arm Shaft Bushing (front) Position Pin	01
200352c	11151	" " " " Set Screw ..	03
204804	11742	" " Connection with four 200054E (2) .....	80
200054E	11151	Arm Shaft Connection Screw .....	03
204805	11742	Balance Wheel, $\frac{5}{4}$ in. diam. (belt groove 3 in. diam.), with 200328c and 200335c	1 00
200062H	12311	Balance Wheel Adjusting Screw .....	07

No.	Plate	Name	Ea
200328c	12311	Balance Wheel Position Screw .....	\$
200335c	12311	" " Set Screw .....	
*213340	—	Bed (cylinder) .....	
*215747	—	" 213310 with 213314 and two 200516e	
213309	11058	" (cylinder) End Cover .....	2
213313	—	" Base (high) .....	2
213312	—	" " (low) .....	2
Note: High Bed Base 213313 furnished only when ordered.			
203184	11060	Bed Clamp .....	
200262H	11060	" " Hinge Screw .....	
202622	11151	" " Packing Washer .....	
200728B	11060	" " Thumb Screw .....	
203185	11060	" " Washer .....	
202618	11058	" Hinge .....	1
200030H	11056	" " Screw (6) .....	6
213320	11150	" Slide (back) .....	5
213038	11735	" " Clamp Plate .....	1
213039	11735	" " " " .....	1
200582H	11151	" " " " Screw (4) .....	4
203208	11228	Bobbin (2) .....	2
203210	11228	" Case Base with 202056, 203211 to 203213 and 203216 .....	5
203211	11151	Bobbin Case Base Latch .....	1
*202056	11151	" " " " Pin .....	1
203212	11151	" " " " Plunger .....	2
203213	11151	" " " " Spring .....	1
203209	11228	" " Cap with 200984F, 203214, 203215 and two 200594F .....	2
203214	11228	Bobbin Case Tension Spring .....	10
200984F	11151	" " " " Regulating Screw .....	1
200594F	11228	Bobbin Case Tension Spring Screw .....	2
203215	11228	" " Thread Guide .....	5
200594F	11228	" " " " Screw .....	2
203216	11228	" " Washer (cloth) .....Per 100	25
203217	11228	Bobbin Case complete, Nos. 203209 and 203210 .....	80
203563	11253	Cylinder End Cover Rest .....	25
200110D	11253	" " " " Screw .....	2
213310	11742	Face Plate with 200366H, 204730, two each 202090, 204281 and five 200397H	1 10
200053c	12311	Face Plate Screw .....	4
204730	11735	" " Thread Guide .....	3
200397H	11151	" " " " Set Screw .....	2

No.	Plate	Name	Each
1124	11742	Face Plate complete, Nos. 200113F, 200135c, 200319c, 200577H, 204279, 204330, 213310, 213326, 213327, 213332, 213742, two each 200309E, 204059 and 204272 .....	\$3 75
3295	11060	Feed Bar with 200544E and 213610 .....	1 20
13298	11735	" " Connecting Link with two 200072c .....	50
00072c	11151	Feed Bar Connecting Link Pinch Screw .....	3
00935F	11151	" " " " Screw Stud .....	8
01532E	11151	" " " " " " " " Nut .....	3
13610	11151	Feed Bar Connecting Link Stud .....	3
12519	12214	" Dog .....	75
00544E	11735	" " Screw .....	6
13303	11058	" Driving Eccentric (adjustable) .....	1 00
13304	11058	" " " Adjusting Disc .....	1 40
13305	11058	" " " Flange with 200382c and 200437c .....	60
200437c	12311	Feed Driving Eccentric Flange Position Screw .....	6
200382c	11151	Feed Driving Eccentric Flange Set Screw .....	2
213655	11151	" " " Friction Spring Washer .....	20
200245D	11151	Feed Driving Eccentric Friction Spring Washer Screw .....	8
201528E	11151	Feed Driving Eccentric Friction Spring Washer Screw Nut .....	4
200244D	11151	Feed Driving Eccentric Fulcrum Screw .....	8
201528E	11151	" " " " " " " " Nut .....	4
213343	11742	Feed Driving Rock Shaft .....	1 25
213356	—	" " " " 213343 with 200583H, 200935F, 201532E, 213295, 213296, 213298 and 213748 .....	3 80
203244	11151	Feed Driving Rock Shaft Collar with two 200393c .....	20
200393c	11151	Feed Driving Rock Shaft Collar Set Screw .....	2
213354	11742	Feed Driving Rock Shaft Connection with 200054E and 202277 .....	75
213654	11151	Feed Driving Rock Shaft Connection Collar .....	15
200919c	11060	Feed Driving Rock Shaft Connection Hinge Screw .....	5
201522E	11151	Feed Driving Rock Shaft Connection Hinge Screw Nut .....	3

No.	Plate	Name	Ea
202277	—	Feed Driving Rock Shaft Connection Oil Packing (wick) .....	\$ .
200054E	11151	Feed Driving Rock Shaft Connection Pinch Screw .....	0
213301	11060	Feed Driving Rock Shaft Crank with 200038c .....	1
200038c	11151	Feed Driving Rock Shaft Crank Pinch Screw .....	0
213296	11057	Feed Lifting Cam with 200392c and 200447c .....	0
200447c	11151	Feed Lifting Cam Position Screw .....	0
213748	11056	" " " Retainer .....	1
200583H	11151	" " " " Screw .....	0
200392c	11735	" " " Set Screw .....	0
213308	11060	" Regulating Lever with 213657 .....	40
200665c	11151	" " " Hinge Screw .....	0
213656	11151	" " " Spring .....	0
213657	—	" " " " Pin .....	0
227463	11742	Foot Lifter Lifting Lever .....	25
227365	—	" " " " 227463 with 200262H .....	35
200262H	11060	Foot Lifter Lifting Lever Hinge Screw .....	10
221146	—	" " " " Position Spring (left) .....	25
200835D	—	Foot Lifter Lifting Lever Position Spring Screw .....	08
*203463	—	Hook (sewing) .....	—
203464	11241	" 203463 with 200600F, 200616F and 203251 .....	2 20
203465	11241	Hook and Bobbin Case complete, Nos. 203217 and 203464 .....	3 00
203557	11253	Hook Bevel Gear Socket, 18 teeth .....	85
203558	11253	" " " " Bushing (right) .....	25
200446c	11253	" " " " " Position Screw .....	04
213360	11150	Hook Bevel Gear Socket Oil Guard .....	10
200124H	11155	" " " " " " Screw .....	02
200559H	11253	" " " " " Screw .....	05
213319	11056	" " Pinion with two 200386c .....	1 00
200386c	11151	" " " Set Screw .....	02
213342	11742	" Driving Shaft .....	2 25
213314	11150	" " " Bearing .....	20
202126	11151	" " " " Position Pin (2) .....	01
200516E	12311	Hook Driving Shaft Bearing Screw .....	08

No.	Plate	Name	Each
201246	11056	Hook Driving Shaft Collar (back) with two 200383c .....	\$ 20
200383c	12311	Hook Driving Shaft Collar (back) Set Screw .....	02
203244	11151	Hook Driving Shaft Collar (front) with two 200393c .....	20
200393c	11151	Hook Driving Shaft Collar (front) Set Screw .....	02
203251	11228	Hook Gib .....	40
200600F	11228	" " Hinge Screw .....	02
200616F	11228	" " Screw .....	02
203564	11257	" Saddle (left) with 202299 .....	2 00
203553	11257	" " (right) with 200446c and 202299 .....	2 00
203566	11257	Hook Saddle 203553 with 200110D, 203557, 203558 and 203563 .....	3 25
202299	—	Hook Saddle Oil Packing (wick) .....	01
200541E	11056	" " Screw (4) .....	09
225837	11151	" " " Washer (4) .....	01
203718	11241	" Washer .....	20
203568	11257	Hook Saddle (left) complete, Nos. 200559H, 203465, 203557, 203564 and 203718 .....	6 00
203567	11257	Hook Saddle (right) complete, Nos. 200559H, 203465, 203566 and 203718 .....	6 25
203569	—	Hook Saddle Combination (left and right) complete, Nos. 203567 and 203568 .....	12 00
231390	11736	Needle Bar (hollow) .....	80
204248	11153	" " Connecting Link .....	35
200698c	11153	" " " " Hinge Screw Stud .....	10
200380c	11153	Needle Bar Connecting Link Hinge Screw Stud Set Screw .....	02
204249	11153	Needle Bar Connecting Stud with 200072c and 202277 .....	40
202277	—	Needle Bar Connecting Stud Oil Packing (wick) .....	01
200072c	11151	Needle Bar Connecting Stud Pinch Screw .....	03
204326	—	" " Packing Cord (2) ... Per 100 .....	25
200504E	11153	" " Screw Bushing (lower) .....	05
200503B	11153	" " " " (upper) .....	05
231381	11738	" Holder, needles $\frac{3}{2}$ in. apart and must be set diagonally, in gauges $\frac{3}{16}$ , $\frac{3}{32}$ , $\frac{1}{4}$ and $\frac{1}{8}$ in., with 201030F and two 200141F .....	1 25
201030F	11738	Needle Holder Screw .....	02
200141F	12225	" Set Screw .....	02
213322	11057	Presser Bar Lifter .....	20

No.	Plate	Name	Eac
200550c	11153	Presser Bar Lifter Hinge Screw	\$ 0
213321	11056	" " Lifting Bracket with 200086c	4
200086c	11153	" " " " Pinch Screw	0
204254	11153	" " " " Position Guide	30
200362c	12311	" " " " " "	"
		Set Screw	0
204327	—	Presser Bar Packing Washer (felt)	
		Per 100	2
200504E	11153	Presser Bar Screw Bushing (lower)	0
204258	11153	" " Spring	10
200491E	11153	" " Thumb Screw (pressure regulating)	25
201906	11155	Roller Presser, 1 1/2 in. diam., 3/8 in. face (fine), with 200548F and 201534H	40
202839	11155	Roller Presser Arm	20
204567	11155	" " " 202839 with 201906	60
229341	14307	" " " Bracket (swing)	75
229344	—	" " " " 229341 with 200096b, 201071F, 204567 and 229325	2 15
200675c	12225	Roller Presser Arm Bracket Position Screw Stud	05
202558	12225	Roller Presser Arm Bracket Spring	02
229370	—	" " " " " " Stop and Back Needle Guard Holder	30
229371	11738	Roller Presser Arm Bracket Spring Stop and Back Needle Guard Holder 229370 with 200159F, 200350H and 226220	40
200350H	11738	Roller Presser Arm Bracket Spring Stop and Back Needle Guard Holder Adjusting Screw	03
200141F	12225	Roller Presser Arm Bracket Spring Stop and Back Needle Guard Holder Set Screw	02
200096b	12225	Roller Presser Arm Screw	03
204495	12225	" " Bar	35
200548F	11155	" " Hinge Screw	10
201534H	12225	" " " " Nut	03
229328	11738	" " Needle Guard (back) in gauges 3/16, 1/8, 3/16 and 1/4 inch	40
200159F	14307	Roller Presser Needle Guard (back) Clamp Screw	04
226220	14307	Roller Presser Needle Guard (back) Clamp Screw Washer	01
229325	11739	Roller Presser Needle Guard (front), in gauges 3/16, 1/8, 3/16 and 1/4 inch	50
201071F	—	Roller Presser Needle Guard (front) Screw	03

No.	Plate	Name	Each
229345	11736	Roller Presser and Bar complete, in gauges 3/16, 1/8, 3/16 and 1/4 in., Nos. 200675c, 202558, 204495, 229328, 229341, 229371 and two 200141F	\$3 50
213324	11057	Take-up Cam with 200335c, 200380c, 200383c, 200430c and 200698c	1 50
203172	11153	Take-up Cam Friction Washer	05
200430c	12311	" " Position Screw	08
200383c	12311	" " " " Check Screw	02
200335c	12311	" " Set Screw	04
213333	11740	" Lever with 204407	75
221122	—	" " 213333 with 204263	90
204263	11740	" " Bearing with 204264	15
204264	11740	" " " Position Pin	01
200042F	12311	" " " Screw	05
204407	—	" " Oil Guard	05
201816	11740	" " Roller	12
213687	11740	Take-up Lever complete, Nos. 200042F, 201816 and 221122	1 00
202402	11740	Tension Disc	05
202090	11740	" " Position Pin	01
213742	11740	" Release Lever	10
200309E	11740	" " " Screw	01
202075	11740	" " Plunger	03
213325	11057	" " Slide with 204434 (for Presser Bar)	20
204434	11740	Tension Release Slide Spring	02
202407	11740	" Spring	05
200632B	11740	" Stud	20
200397H	11151	" " Set Screw	02
201572B	11740	" Thumb Nut	04
204271	11740	" Washer	05
204272	11740	Tension complete, Nos. 200632B, 201572B, 202075, 202407, 204271 and two 202402	50
204273	11740	Thread Controller Adjusting Collar with 200684H (for Presser Bar)	15
200684H	11740	Thread Controller Adjusting Collar Screw	04
202082	11153	" " Plate	12
200577H	12311	" " " Screw	02
202098	11153	" " Roller	05
213329	11056	" " " Guard	10
202084	11153	" " " " Washer	01
200300c	11153	" " " Screw	04
213331	11056	" " Spring	03
213330	11056	" " " Guard	08
200581H	11151	" " " " Screw	02
213326	11056	" " " Stop	15



No.	Plate	Name	Eac
213327	11056	Thread Controller Spring Stop Driving Gear	\$ 1
200319c	11153	Thread Controller Spring Stop Driving Gear Hinge Screw	0
200135c	11153	Thread Controller Spring Stop Screw	0
201279	11153	" " " Stud with 201925	1
200366H	11153	" " " " Set Screw	0
201925	11153	" " " " Washer	0
221128	11153	Thread Controller complete, Nos. 200300c, 200581H, 202082, 202084, 202098, 213329 and 213330	4:
213332	11056	Thread Controller and Spring complete, Nos. 213331 and 221128	4:
203313	11740	Thread Guide	10
204556	11740	" "	05
204329	---	" Oiler (felt)	01
204330	12225	" " Bracket with 204329	25
200113F	12225	" " " Screw	03
201281	11740	" Retainer Guide Wire	01
202091	11153	" " Sleeve	05
202092	11153	" " Spring	01
204058B	11153	" " Stud	07
200397H	11151	" " " Set Screw	02
204059	11153	Thread Retainer complete, Nos. 202091, 202092 and 204058B	15
212517	12214	Throat Plate, 50 elongated needle hole, needles $\frac{3}{16}$ in. apart for needle sizes 4 to 6, in gauges $\frac{1}{16}$ , $\frac{3}{32}$ , $\frac{1}{8}$ and $\frac{5}{16}$ inch	2 00
200577H	12311	Throat Plate Screw (2)	02

LIST OF PARTS COMPLETE

FOR

MACHINE No. 45 w 101

DROP FEED. ROLLER PRESSER. CYLINDER BED.

For Vamping.

In gauges from  $\frac{1}{16}$  to  $\frac{1}{16}$  inch.

No.	Plate	Name	Each
*213339	---	Arm	\$ -
213144	11150	" Cap	25
200278H	12311	" " Screw	05
202248H	11151	" " " Washer	05
200963E	12311	" Screw (3)	06
202005	11151	" " Washer (3)	01
213341	11742	" Shaft	2 00
213928	---	" " 213341 with 200214b, 200215b, 213303 to 213305, 213354, 213654, 213655 and two 201528e	6 35
204801	11150	Arm Shaft Bushing (back) with 202260	35
202260	---	" " " " Oil Packing (wick)	01
200338c	11151	Arm Shaft Bushing (back) Set Screw	01
213299	11150	" " " (center) with 202260	25
202260	---	" " " " Oil Packing (wick)	01
200341c	11151	Arm Shaft Bushing (center) Set Screw	01
213294	11058	" " " (front) with 202126 and 202260	40
202260	---	Arm Shaft Bushing (front) Oil Packing (wick)	01
200502B	11151	Arm Shaft Bushing (front) Oil Packing Thumb Screw	25
202126	11151	Arm Shaft Bushing (front) Position Pin	01
200352c	11151	" " " " Set Screw	03
204804	11742	" " Connection with four 200054E (2)	80
200054E	11151	Arm Shaft Connection Screw	03
204805	11742	Balance Wheel, $5\frac{1}{2}$ in. diam. (belt groove 3 in. diam.), with 200328c and 200335c	1 00
200062H	12311	Balance Wheel Adjusting Screw	07

No.	Plate	Name	Eac
200328c	12311	Balance Wheel Position Screw	\$ 0
200335c	12311	" " Set Screw	0
*213344	----	Bed (cylinder)	--
*215748	---	" 213344 with 213311 and two 200516E	--
213309	11058	" (cylinder) End Cover	2 40
213313	----	" Base (high)	2 5
213312	----	" " (low)	2 50
Note: High Bed Base 213313 furnished only when ordered.			
203184	11060	Bed Clamp	50
200262H	11060	" " Hinge Screw	10
202622	11151	" " Packing Washer	03
200728B	11060	" " Thumb Screw	12
203185	11060	" " Washer	10
202618	11058	" Hinge	1 50
200030H	11056	" " Screw (6)	05
213335	11735	" Slide (back)	50
213637	11735	" " Clamp Plate	15
213686	11735	" " " "	15
200582H	11151	" " " " Screw (1)	02
203570	11738	Bobbin (2)	06
*203598	----	" Case	--
203618	----	" " Latch	10
*202056	11151	" " " Pin	--
*203650	11738	" " " Plunger	--
203449	11738	" " " Spring	01
203599	11264	" " Lever	60
203575	----	" " " Eccentric	30
221147	----	" " " " Position Pin	01
203576	11738	" " " " Fulcrum (left) with	
		203579	40
203577	11738	Bobbin Case Lever Fulcrum (right) with	
		203579	40
200110D	11253	Bobbin Case Lever Fulcrum Screw	02
203578	11738	" " " Slide	10
203579	11738	" " " " Stud	01
203214	11228	" " Tension Spring	10
200984F	11151	" " " " Regulating	
		Screw	04
200594F	11228	Bobbin Case Tension Spring Screw	02
203216	11228	" " Washer (cloth)	Per 100 25
203600	11264	Bobbin Case complete, Nos. 200594F,	
		200984F, 202056, 203214, 203216, 203449,	
		203598, 203648 and 203650	80
203563	11253	Cylinder End Cover Rest	25
200110D	11253	" " " " Screw	02
213310	11742	Face Plate with 200366H, 204730, two each	
		202090, 204281 and five 200397H	1 10

No.	Plate	Name	Each
200053c	12311	Face Plate Screw	\$ 01
201730	11735	" " Thread Guide	03
200397H	11151	" " " " Set Screw	02
221124	11742	Face Plate complete, Nos. 200113E,	
		200135c, 200319c, 200577H, 204279,	
		201330, 213310, 213326, 213327, 213332,	
		213742, two each 200309E, 204059 and	
		201272	3 75
213295	11060	Feed Bar with 200541E and 213610	1 20
213298	11735	" " Connecting Link with two	
		200072c	50
200072c	11151	Feed Bar Connecting Link Pinch Screw	03
200935F	11151	" " " " Screw Stud	08
201532E	11151	" " " " " " "	
		Nut	03
213610	11151	Feed Bar Connecting Link Stud	03
212549	12214	" Dog	75
200541E	11735	" " Screw	06
213303	11058	" Driving Eccentric (adjustable)	1 00
213304	11058	" " " Adjusting Disc	1 40
213305	11058	" " " " Flange with	
		200382c and 200437c	60
200437c	12311	Feed Driving Eccentric Flange Position	
		Screw	06
200382c	11151	Feed Driving Eccentric Flange Set Screw	02
213655	11151	" " " Friction Spring	
		Washer	20
200245D	11151	Feed Driving Eccentric Friction Spring	
		Washer Screw	08
201528E	11151	Feed Driving Eccentric Friction Spring	
		Washer Screw Nut	01
200244D	11151	Feed Driving Eccentric Fulcrum Screw	08
201528E	11151	" " " " " "	
		Nut	04
213343	11742	Feed Driving Rock Shaft	1 25
213356	----	" " " " " 213343 with	
		200583H, 200935F, 201532E, 213295,	
		213296, 213298 and 213748	3 80
203244	11151	Feed Driving Rock Shaft Collar with two	
		200393c	20
200393c	11151	Feed Driving Rock Shaft Collar Set	
		Screw	02
213354	11742	Feed Driving Rock Shaft Connection with	
		200054E and 202277	75
213654	11151	Feed Driving Rock Shaft Connection	
		Collar	15
200919c	11060	Feed Driving Rock Shaft Connection	
		Hinge Screw	05

No.	Plate	Name	Each
201522E	11151	Feed Driving Rock Shaft Connection Hinge Screw Nut .....	\$ 03
202277	---	Feed Driving Rock Shaft Connection Oil Packing (wick) .....	01
200054E	11151	Feed Driving Rock Shaft Connection Pinch Screw .....	03
213301	11060	Feed Driving Rock Shaft Crank with 200038c .....	35
200038c	11151	Feed Driving Rock Shaft Crank Pinch Screw .....	05
213296	11057	Feed Lifting Cam with 200392c and 200447c .....	60
200447c	11151	Feed Lifting Cam Position Screw .....	04
213748	11056	" " " Retainer .....	10
200583H	11151	" " " " Screw .....	02
200392c	11735	" " " " Set Screw .....	02
213308	11060	" Regulating Lever with 213657 .....	40
200665c	11151	" " " " Hinge Screw .....	08
213656	11151	" " " " Spring .....	03
213657	----	" " " " " Pin .....	03
227463	11742	Foot Lifter Lifting Lever .....	25
227365	---	" " " " " 227463 with 200262H .....	35
200262H	11060	Foot Lifter Lifting Lever Hinge Screw ..	10
221146	---	" " " " " Position Spring (left) .....	25
200835D	---	Foot Lifter Lifting Lever Position Spring Screw .....	08
*203583	---	Hook (sewing) .....	—
203584	11738	" 203583 with 200616F, 200985F and 203251 .....	2 20
203601	11264	Hook and Bobbin Case complete, Nos. 203584 and 203600 .....	3 00
203596	11738	Hook Bevel Gear Socket, 18 teeth .....	85
203602	11738	" " " " " Bushing (right) .....	25
200446c	11253	" " " " " " Position Screw .....	04
213360	11150	Hook Bevel Gear Socket Oil Guard .....	10
200124H	11155	" " " " " " " Screw .....	02
200559H	11253	" " " " " " " Screw .....	05
213319	11056	" " " " " Pinion with two 200386c .....	1 00
200386c	11151	" " " " " " Set Screw .....	02
213342	11742	" Driving Shaft .....	2 25
213314	11150	" " " " " Bearing .....	20

No.	Plate	Name	Each
202126	11151	Hook Driving Shaft Bearing Position Pin (2) .....	\$ 01
200516E	12311	Hook Driving Shaft Bearing Screw .....	08
204246	11056	" " " " Collar (back) with two 200383c .....	20
200383c	12311	Hook Driving Shaft Collar (back) Set Screw .....	02
203244	11151	Hook Driving Shaft Collar (front) with two 200393c .....	20
200393c	11151	Hook Driving Shaft Collar (front) Set Screw .....	02
203251	11228	Hook Gib .....	40
200985F	11738	" " " Hinge Screw .....	02
200616F	11228	" " " Screw .....	02
203603	11736	" " Saddle (left) with 200110b and 202299 .....	2 00
203588	11736	Hook Saddle (right) with 200446c, 202299 and two 200110b .....	2 25
203604	11736	Hook Saddle 203588 with 203563, 203596 and 203602 .....	3 25
202299	---	Hook Saddle Oil Packing (wick) .....	01
200541E	11056	" " " Screw (1) .....	09
225837	11151	" " " " Washer (1) .....	01
221132	---	" " " Washer .....	20
221133	11736	" " " 221132 with 203575 and two 221147 .....	50
203605	11736	Hook Saddle (left) complete, Nos. 200559H, 203576, 203578, 203596, 203599, 203601, 203603 and 221133 .....	7 00
203606	11736	Hook Saddle (right) complete, Nos. 200559H, 203577, 203578, 203599, 203601, 203604 and 221133 .....	7 25
203607	---	Hook Saddle Combination (left and right) complete, Nos. 203605 and 203606 .....	14 00
231390	11736	Needle Bar (hollow) .....	80
204248	11153	" " " Connecting Link .....	35
200698c	11153	" " " " " Hinge Screw Stud .....	10
200380c	11153	Needle Bar Connecting Link Hinge Screw Stud Set Screw .....	02
204249	11153	Needle Bar Connecting Stud with 200072c and 202277 .....	40
202277	---	Needle Bar Connecting Stud Oil Packing (wick) .....	01
200072c	11151	Needle Bar Connecting Stud Pinch Screw .....	03
204326	---	" " " Packing Cord (2) .....	Per 100
200504E	11153	" " " Screw Bushing (lower) .....	05
200503B	11153	" " " " " (upper) .....	05

No.	Plate	Name	Eac
231381	11738	Needle Holder, needles $\frac{3}{32}$ in. apart and must be set diagonally, in gauges $\frac{1}{16}$ , $\frac{3}{32}$ , $\frac{1}{8}$ and $\frac{1}{4}$ in., with 201030F and two 200141F .....	\$1 2
201030F	11738	Needle Holder Screw .....	0
200141F	12225	" Set Screw .....	0
213322	11057	Presser Bar Lifter .....	2
200550c	11153	" " " Hinge Screw .....	0
213321	11056	" " " Lifting Bracket with 200086c .....	4
200086c	11153	" " " " Pinch Screw .....	0
204254	11153	" " " " Position Guide .....	30
200362c	12311	" " " " " " " " Set Screw .....	0
204327	—	Presser Bar Packing Washer (felt) .....	Per 100
200504E	11153	Presser Bar Screw Bushing (lower) .....	05
204258	11153	" " Spring .....	10
200491B	11153	" " Thumb Screw (pressure regulating) .....	25
201906	11155	Roller Presser, 11 in. diam., $\frac{3}{8}$ in. face (fine), with 200548F and 201534H .....	40
202839	11155	Roller Presser Arm .....	20
204567	11155	" " " 202839 with 201906 .....	60
229341	14307	" " " Bracket (swing) .....	75
229344	—	" " " " " " " " 229341 with 200096d, 201071F, 204567 and 229325 .....	2 15
200675c	12225	Roller Presser Arm Bracket Position Screw Stud .....	05
202558	12225	Roller Presser Arm Bracket Spring .....	02
229370	—	" " " " " " " " Stop and Back Needle Guard Holder .....	30
229371	11738	Roller Presser Arm Bracket Spring Stop and Back Needle Guard Holder 229370 with 200159F, 200350H and 226220 .....	40
200350H	11738	Roller Presser Arm Bracket Spring Stop and Back Needle Guard Holder Adjusting Screw .....	03
200141F	12225	Roller Presser Arm Bracket Spring Stop and Back Needle Guard Holder Set Screw .....	02
200096d	12225	Roller Presser Arm Screw .....	03
204495	12225	" " Bar .....	35
200548F	11155	" " Hinge Screw .....	10
201534H	12225	" " " " Nut .....	03
229328	11738	" " Needle Guard (back) in gauges $\frac{1}{16}$ , $\frac{3}{32}$ , $\frac{1}{8}$ and $\frac{1}{4}$ inch .....	40
200159F	14307	Roller Presser Needle Guard (back) Clamp Screw .....	04

No.	Plate	Name	Each
226220	14307	Roller Presser Needle Guard (back) Clamp Screw Washer .....	\$ 01
229325	11739	Roller Presser Needle Guard (front), in gauges $\frac{1}{16}$ , $\frac{3}{32}$ , $\frac{1}{8}$ and $\frac{1}{4}$ inch .....	50
201071F	—	Roller Presser Needle Guard (front) Screw .....	03
229345	11736	Roller Presser and Bar complete, in gauges $\frac{1}{16}$ , $\frac{3}{32}$ , $\frac{1}{8}$ and $\frac{1}{4}$ in., Nos. 200675c, 202558, 204495, 229328, 229344, 229371 and two 200141F .....	3 50
213324	11057	Take-up Cam with 200335c, 200380c, 200383c, 200430c and 200698c .....	1 50
203172	11153	Take-up Cam Friction Washer .....	05
200430c	12311	" " Position Screw .....	08
200383c	12311	" " " " Check Screw .....	02
200335c	12311	" " Set Screw .....	04
213333	11740	" Lever with 201107 .....	75
221122	—	" " 213333 with 204263 .....	90
204263	11740	" " Bearing with 204264 .....	15
204264	11740	" " " Position Pin .....	01
200042F	12311	" " " Screw .....	05
204407	—	" " Oil Guard .....	05
201816	11740	" " Roller .....	12
213687	11740	Take-up Lever complete, Nos. 200042F, 201816 and 221122 .....	1 00
202402	11740	Tension Disc .....	05
202090	11740	" " Position Pin .....	01
213742	11740	" Release Lever .....	10
200309E	11740	" " " Screw .....	01
202075	11740	" " Plunger .....	03
213325	11057	" " Slide with 204434 (for Presser Bar) .....	20
204134	11740	Tension Release Slide Spring .....	02
202407	11740	" Spring .....	05
200632B	11740	" Stud .....	20
200397H	11151	" " Set Screw .....	02
201572B	11740	" Thumb Nut .....	04
204271	11740	" Washer .....	05
204272	11740	Tension complete, Nos. 200632B, 201572B, 202075, 202407, 204271 and two 202402 .....	50
204273	11740	Thread Controller Adjusting Collar with 200684H (for Presser Bar) .....	15
200684H	11740	Thread Controller Adjusting Collar Screw .....	04
202082	11153	" " Plate .....	12
200577H	12311	" " " Screw .....	02
202098	11153	" " Roller .....	05
213329	11056	" " " Guard .....	10

No.	Plate	Name	Each
202081	11153	Thread Controller Roller Guard Washer	\$ 01
200300c	11153	" " " Screw	01
213331	11056	" " Spring	03
213330	11056	" " Guard	08
200581H	11151	" " " Screw	02
213326	11056	" " " Stop	15
213327	11056	" " " " Driving Gear	10
200319c	11153	" " " " " "	
		Hinge Screw	01
200135c	11153	Thread Controller Spring Stop Screw	03
204279	11153	" " " Stud with 204925	10
200366H	11153	" " " " Set Screw	02
204925	11153	" " " " Washer	01
221128	11153	Thread Controller complete, Nos. 200300c, 200581H, 202082, 202084, 202098, 213329 and 213330	42
213332	11056	Thread Controller and Spring complete, Nos. 213331 and 221128	45
203313	11740	Thread Guide	10
204556	11740	" " "	05
204329	---	" Oiler (felt)	01
204330	12225	" " Bracket with 204329	25
200113F	12225	" " " Screw	03
204281	11740	" Retainer Guide Wire	01
202091	11153	" " Sleeve	05
202092	11153	" " Spring	01
204058B	11153	" " Stud	07
200397H	11151	" " " Set Screw	02
204059	11153	Thread Retainer complete, Nos. 202091, 202092 and 204058B	15
212576	12226	Throat Plate, 53 elongated needle hole, needles $\frac{3}{16}$ in. apart, for needle sizes 3 to 4 in gauges $\frac{1}{4}$ , $\frac{3}{16}$ , $\frac{5}{16}$ and $\frac{3}{8}$ inch	2 00
200577H	12311	Throat Plate Screw (2)	02

## MACHINE No. 45 w 104

DROP FEED. ROLLER PRESSER. CYLINDER BED

For Shoes and Gloves.

In gauges from  $\frac{3}{16}$  to  $\frac{1}{4}$  inch.

The same as Machine No. 45w8 with the following exceptions:

No.	Plate	Name	Each
213339	---	Arm, in place of 213293	\$ ---
213341	11742	" Shaft, in place of 213423	2 00
213928	---	" " 213341 with 200244D, 200245D, 213303 to 213305, 213354, 213654, 213655 and two 201528E, in place of 213317	6 35
213344	---	Bed (cylinder), in place of 213334	---
*215748	---	" 213344 with 213314 and two 200516E, in place of 215686	---
213343	11742	Feed Driving Rock Shaft, in place of 213300	1 25
213356	---	Feed Driving Rock Shaft 213343 with 200583H, 200935F, 201532E, 213295, 213296, 213298 and 213748, in place of 213302	3 80
227463	11742	Foot Lifter Lifting Lever, in place of 227459	25
227365	---	Foot Lifter Lifting Lever 227463 with 200262H, in place of 227534	35
213342	11742	Hook Driving Shaft, in place of 213323	2 25

## ACCESSORIES

### FOR MACHINES NOS. 45 W 1, 45 W 7 AND 45 W 10C

No.	Plate	Name	Each
203208	11228	Bobbin (10) .....	\$ 05
225497	11156	" Case Screw Driver .....	10
204033	11150	Wrench .....	05
12 N 2	---	Needles, four each, sizes 2½, 3 and 3½ .....Per doz.	20
227104	---	Drip Pan (cast iron, square) with one round head wood screw 1½ in. No. 14.....	25
41401	11156	Machine Rest Pin (wood) .....	06
36578	11156	Oiler with 36579 .....	10
36579	11156	" Spout, 3 in. long .....	06
225498	11156	Screw Driver, 7½ in. long .....	15
225554	11156	Wrench (steel) .....	10

### BOBBIN WINDER

#### Swing Automatic Left Hand.

227149	11157	Bobbin Winder Base .....	15
227209	11157	" " Frame with 200125c .....	15
227152	10558	" " " Hinge Pin .....	02
227153	10558	" " " Spring .....	02
200125c	11153	" " " Stop Screw .....	02
227154	11157	" " Pulley (large) with 200380c .....	20
200380c	11153	Bobbin Winder Pulley Set Screw .....	02
227156	10558	" " Spindle .....	15
227157	11157	" " Stop Latch .....	10
227159	10558	" " " Hinge Pin .....	02
227160	10558	" " " Spring .....	01
227048	11157	Bobbin Winder complete, Nos. 227149, 227152 to 227154, 227156, 227157, 227159, 227160, 227209 and two round head wood screws 1½ in. No. 14 .....	85
202480	11157	Bobbin Winder Spool Holder Base with 200355H and 202484 .....	15
202481	11157	Bobbin Winder Spool Holder Base Spool Pin .....	05
202482	11155	Bobbin Winder Spool Holder Tension Disc (lower or upper) .....	02

No.	Plate	Name	Each
200011E	11155	Bobbin Winder Spool Holder Tension Disc Screw .....	\$ 05
200355H	11737	Bobbin Winder Spool Holder Tension Disc Screw Set Screw .....	03
202483	11155	Bobbin Winder Spool Holder Tension Disc Spring (brass) .....	01
202484	11155	Bobbin Winder Spool Holder Tension Disc Thread Guide .....	01
202485	11157	Bobbin Winder Spool Holder complete, Nos. 200011E, 202480, 202481, 202483, two 202482 and one wood screw 1 in. No. 13H .....	35
227514	---	Bobbin Winder and Spool Holder com- plete, Nos. 202485 and 227048 .....	1 20

### FOOT LIFTER

227952	11156	Foot Lifter Lever .....	25
227678	11156	" " " Chain, 48 in. long, with 202784 .....	25
227954	11155	Foot Lifter Lever Chain Hook (lower)....	02
202784	11155	" " " " " (upper)....	02
225016	11155	" " " Hinge Pin .....	01
227953	11156	" " " Stand with two wood screws 1 in. No. 13 .....	10
227955	11156	Foot Lifter Lever complete, Nos. 225016, 227678 and 227952 to 227954 .....	60

(Other Foot Lifter Parts are listed with parts of  
machine head).

### THREAD UNWINDER

202486	---	Spool Pin .....	03
202487	---	" Rest .....	25
202488	10278	" " 202487 with 200363c, 200383c and two 202486 .....	35
202489	10278	Spool Rest Rod .....	05
200383c	12311	" " " Set Screw .....	02
200383c	12311	" " Set Screw .....	02
202490	10278	" Stand with 200383c .....	20
202491	10278	" Washer (steel) .....	02
202492	10278	" Weight with 202493 .....	25
202493	---	" " Center with 202793 and 203163 .....	10
203163	---	Spool Weight Center Bushing .....	03
202793	10278	" " Thread Guide .....	05
202794	10278	Thread Eyelet Rod .....	15
200363c	11737	" " " Set Screw .....	03

No.	Plate	Name	Eac
202795	10278	Thread Unwinder complete, Nos. 202488 to 202490, 202794, two each 202491, 202492 and three wood screws $\frac{3}{4}$ in. No. 13 .....	\$1 2

**FOR MACHINES NOS. 45 W 2, 45 W 8, 45 W 10  
AND 45 W 104**

Same as for No. 45 w 1 with the following exception:

203570	14738	Bobbin (10), in place of 203208 .....	00
--------	-------	---------------------------------------	----

## FEED DOGS

No.	Plate	Name	Each
212519	12214	Feed Dog, for 212516, 212517, 212575, 212576 and 221137 .....	\$ 75
212520	12214	Feed Dog, for 212516, 212517, 212575, 212576, and 221137 .....	75
212523	12214	Feed Dog for 212521 and 212577 .....	75
212526	12215	" " " 212524, 212578, 212597, and 212598 .....	75
212529	12215	Feed Dog, for 212527 and 212579 .....	75
212532	12216	" " " 212530 and 212580 .....	75
212535	12216	" " " 212533 .....	75
212538	12217	" " " 212536 .....	75
212540	12217	" " " 212539 and 212581 .....	1 00
212543	12217	" " " 212541, 212582 and 212617 .....	1 00
212545	12218	" " " 212544 and 212583 .....	1 00
212547	12218	" " " 212546 and 212584 .....	1 00
212550	12219	" " " 212548 and 212585 .....	1 00
212552	12219	" " " 212551, 212574 and 212586 .....	1 00
212554	12219	" " " 212553 and 212587 .....	1 00
212558	11737	" " " 212557 and 212588 .....	1 00

## ROLLER PRESSERS

No.	Plate	Name	Each
201906	11155	Roller Presser, 1½ in. diam., ⅝ in. face (fine), with 200548F and 201534H.....	\$ 40
201907	11739	Roller Presser, 1½ in. diam., ⅝ in. face (fine), with 200548F and 201534H.....	40
201908	11739	Roller Presser, 1½ in. diam., ¾ in. face (fine), with 200548F and 201534H.....	40
201909	11739	Roller Presser, 1½ in. diam., ⅝ in. face (coarse), with 200551F and 201534H.....	27
201910	12225	Roller Presser, 1½ in. diam., ¾ in. face (coarse), with 200551F and 201534H.....	25
201911	11739	Roller Presser, 1 in. diam., ¾ in. face (coarse), with 200551F and 201534H.....	35
201914	11155	Roller Presser, 1½ in. diam., ¾ in. face (coarse), with 200551F and 201534H.....	25
202839	11155	Roller Presser Arm .....	20
204328	—	" " " .....	20
204571	—	" " " .....	25
204567	11155	" " " 202839 with 201906 .....	60
204569	11739	" " " 202839 with 201907 .....	60
204570	12225	" " " 204328 with 201910 .....	15
204572	11155	" " " 204571 with 201914 .....	45
229341	14307	" " " Bracket (swing) .....	75
229344	—	" " " " 229341 with 200096D, 201071F, 204567 and 229325.....	2 15
200675C	12225	Roller Presser Arm Bracket Position Screw Stud .....	05
202558	12225	Roller Presser Arm Bracket Spring .....	02
229370	—	" " " " " Stop and Back Needle Guard Holder .....	30
229371	11738	Roller Presser Arm Bracket Spring Stop and Back Needle Guard Holder 229370 with 200159F, 200350H and 226220.....	40
200350H	11738	Roller Presser Arm Bracket Spring Stop and Back Needle Guard Holder Adjusting Screw .....	03
200141F	12225	Roller Presser Arm Bracket Spring Stop and Back Needle Guard Holder Set Screw .....	02
200096D	12225	Roller Presser Arm Screw, for gauges from ⅜ to ⅞ inch .....	03
200082D	12321	Roller Presser Arm Screw, for gauges from ⅜ to ⅞ inch .....	03

No.	Plate	Name	Each
200077D	14307	Roller Presser Arm Screw, for gauges ⅜ and ⅝ inch .....	\$ 03
200064D	14307	Roller Presser Arm Screw, for gauges from ¼ to ⅞ inch .....	01
229744	14307	Roller Presser Arm Shim, ⅜ in. thick.....	05
229745	14307	" " " " ⅝ in. thick.....	05
202760	14307	" " " " ⅞ in. thick.....	05
201495	12225	" " Bar .....	35
200548F	11155	" " Hinge Screw .....	10
200551F	12225	" " " " .....	10
201534H	12225	" " " " Nut .....	03
229328	11738	" " Needle Guard (back), in gauges ⅜, ⅝, ⅞ and ⅞ inch.....	10
229330	11738	Roller Presser Needle Guard (back), in ⅝ in. gauge .....	50
229334	11738	Roller Presser Needle Guard (back), in ¾ in. gauge .....	50
229332	11739	Roller Presser Needle Guard (back), in ⅝ in. gauge .....	50
229347	11739	Roller Presser Needle Guard (back), in ⅞ in. gauge, with 200134C .....	1 25
229334	11739	Roller Presser Needle Guard (back), in ⅝ in. gauge, with 200134C .....	1 25
229335	11739	Roller Presser Needle Guard (back), in ¼ in. gauge, with 200134C .....	1 25
229338	11739	Roller Presser Needle Guard (back), in gauges ⅝, ¾ and ⅞ in. with 200175C and 229339 .....	1 75
229340	11739	Roller Presser Needle Guard (back), in gauges ⅝, ⅞ and ¼ in., with 200134C, 200175C and 213699 .....	1 75
200159F	14307	Roller Presser Needle Guard (back) Clamp Screw .....	01
226220	14307	Roller Presser Needle Guard (back) Clamp Screw Washer .....	01
200134C	11307	Roller Presser Needle Guard (back) Screw .....	02
213699	11739	Roller Presser Needle Guard (back) Spring Guide .....	40
229339	11739	Roller Presser Needle Guard (back) Spring Guide .....	10
200175C	11153	Roller Presser Needle Guard (back) Spring Guide Screw .....	02
229325	11739	Roller Presser Needle Guard (front), in gauges ⅜, ⅝, ⅞ and ⅞ inch .....	50
201071F	—	Roller Presser Needle Guard (front) Screw .....	03



No.	Plate	Name	Eac
229345	11736	Roller Presser and Bar complete, in gauges $\frac{1}{16}$ , $\frac{1}{8}$ , $\frac{3}{16}$ and $\frac{1}{4}$ in., Nos. 200675c, 202558, 204495, 229328, 229344, 229371 and two 200141F .....	\$3.50
229346	----	Roller Presser and Bar complete, in $\frac{3}{8}$ in. gauge, Nos. 200082b, 200675c, 202558, 204495, 204567, 229330, 229344, 229371, 229744, 229745 and two 200141F .....	3.00
229950	----	Roller Presser and Bar complete, in $\frac{1}{2}$ in. gauge, Nos. 200082b, 200675c, 202558, 202760, 204495, 204567, 229331, 229344, 229371 and two 200141F .....	2.75
229951	----	Roller Presser and Bar complete, in $\frac{5}{8}$ in. gauge, Nos. 200082b, 200675c, 202558, 202760, 204495, 204567, 229332, 229344, 229371, 229744 and two 200141F .....	2.75
229952	----	Roller Presser and Bar complete, in $\frac{3}{4}$ in. gauge, Nos. 200077b, 200675c, 202558, 202760, 204495, 204567, 229341, 229347, 229371, 229745 and two 200141F .....	3.50
229953	----	Roller Presser and Bar complete, in $\frac{7}{8}$ in. gauge, Nos. 200077b, 200675c, 202558, 202760, 204495, 204567, 229334, 229344, 229371, 229744, 229745 and two 200141F .....	3.50
229954	----	Roller Presser and Bar complete, in 1 in. gauge, Nos. 200064b, 200675c, 202558, 204495, 204567, 229335, 229344, 229371, two each 200141F and 202760 .....	3.50

## PRESSER FOOT

No.	Plate	Name	Each
229348	11737	Presser Foot (auxiliary), 50 needle hole, for needle sizes 3 to 5, in gauges from $\frac{3}{8}$ to 1 in., in steps of $\frac{1}{8}$ in., used in place of Roller Presser .....	\$1.00

# THROAT PLATES

## FOR MACHINES NOS. 45 W 1 AND 45 W 100

No.	Plate	Name	Each
212516	12214	Throat Plate, 53 elongated needle hole, needles $\frac{3}{16}$ in. apart, for needle sizes 3 to 4, in gauges $\frac{1}{16}$ , $\frac{1}{8}$ , $\frac{3}{16}$ and $\frac{1}{4}$ in., for 212519 and 212520	\$2 00
212517	12214	Throat Plate, 50 elongated needle hole, needles $\frac{3}{16}$ in. apart, for needle sizes 4 to 6, in gauges $\frac{1}{16}$ , $\frac{1}{8}$ , $\frac{3}{16}$ and $\frac{1}{4}$ in., for 212519 and 212520	2 00

## FOR MACHINES NOS. 45 W 2 AND 45 W 101

212575	12226	Throat Plate, 50 elongated needle hole, needles $\frac{1}{2}$ in. apart, for needle sizes 4 to 6, in gauges $\frac{1}{16}$ , $\frac{1}{8}$ , $\frac{3}{16}$ and $\frac{1}{4}$ in., for 212519 and 212520	2 00
212576	12226	Throat Plate, 53 elongated needle hole, needles $\frac{3}{16}$ in. apart, for needle sizes 3 to 4, in gauges $\frac{1}{16}$ , $\frac{1}{8}$ , $\frac{3}{16}$ and $\frac{1}{4}$ in., for 212519 and 212520	2 00
221137	----	Throat Plate, 53 elongated needle hole, needles $\frac{3}{16}$ in. apart, for needle sizes 3 to 4, in gauges $\frac{1}{16}$ , $\frac{1}{8}$ , $\frac{3}{16}$ and $\frac{1}{4}$ in., for 212519 and 212520	2 00

## FOR MACHINE NO. 45 W 7

No.	Plate	Name	Each
212521	12214	Throat Plate, 50 needle hole, for needle sizes 3 to 5, in $\frac{3}{16}$ in. gauge, for 212523	\$2 00
212524	12215	Throat Plate, 50 needle hole, for needle sizes 3 to 5, in $\frac{1}{4}$ in. gauge, for 212526	2 00
212527	12215	Throat Plate, 50 needle hole, for needle sizes 3 to 5, in $\frac{3}{16}$ in. gauge, for 212529	2 00
212530	12216	Throat Plate, 50 needle hole, for needle sizes 3 to 5, in $\frac{1}{8}$ in. gauge, for 212532	2 00
212533	12216	Throat Plate, 50 needle hole, for needle sizes 3 to 5, in $\frac{3}{16}$ in. gauge, for 212535	2 00
212536	12217	Throat Plate, 50 needle hole, for needle sizes 3 to 5, in $\frac{1}{4}$ in. gauge, for 212538	2 00
212539	12217	Throat Plate, 50 needle hole, for needle sizes 3 to 5, in $\frac{3}{16}$ in. gauge, for 212540	2 00
212541	12217	Throat Plate, 50 needle hole, for needle sizes 3 to 5, in $\frac{1}{4}$ in. gauge, for 212543	2 00
212544	12218	Throat Plate, 50 needle hole, for needle sizes 3 to 5, in $\frac{3}{16}$ in. gauge, for 212545	2 00
212546	12218	Throat Plate, 50 needle hole, for needle sizes 3 to 5, in $\frac{1}{8}$ in. gauge, for 212547	1 75
212548	12219	Throat Plate, 50 needle hole, for needle sizes 3 to 5, in $\frac{1}{8}$ in. gauge, for 212550	1 75
212551	12219	Throat Plate, 50 needle hole, for needle sizes 3 to 5, in $\frac{3}{16}$ in. gauge, for 212552	1 75
212553	12219	Throat Plate, 50 needle hole, for needle sizes 3 to 5, in $\frac{1}{4}$ in. gauge, for 212554	1 75
212557	11737	Throat Plate, 50 needle hole, for needle sizes 3 to 5, in $\frac{1}{8}$ in. gauge, for 212558	1 75
212597	12215	Throat Plate, 46 needle hole, for needle sizes 5 to 7, in $\frac{1}{4}$ in. gauge, for 212526	1 75
212617	12217	Throat Plate, 46 needle hole, for needle sizes 5 to 7, in $\frac{1}{4}$ in. gauge, for 212543	2 00

## FOR MACHINES NOS. 45 W 8 AND 45 W 104

No.	Plate	Name	Each
212574	12228	Throat Plate, 46 needle hole, for needle sizes 5 to 7, in $\frac{3}{8}$ in. gauge, for 212552	\$1 75
212577	12226	Throat Plate, 50 needle hole, for needle sizes 3 to 5, in $\frac{3}{8}$ in. gauge, for 212523	2 00
212578	12226	Throat Plate, 50 needle hole, for needle sizes 3 to 5, in $\frac{1}{4}$ in. gauge, for 212526	2 00
212579	12226	Throat Plate, 50 needle hole, for needle sizes 3 to 5, in $\frac{3}{8}$ in. gauge, for 212529	2 00
212580	12226	Throat Plate, 50 needle hole, for needle sizes 3 to 5, in $\frac{5}{16}$ in. gauge, for 212532	2 00
212581	12227	Throat Plate, 50 needle hole, for needle sizes 3 to 5, in $\frac{3}{8}$ in. gauge, for 212540	2 00
212582	12227	Throat Plate, 50 needle hole, for needle sizes 3 to 5, in $\frac{1}{4}$ in. gauge, for 212543	2 00
212583	12227	Throat Plate, 50 needle hole, for needle sizes 3 to 5, in $\frac{3}{8}$ in. gauge, for 212545	2 00
212584	12227	Throat Plate, 50 needle hole, for needle sizes 3 to 5, in $\frac{3}{8}$ in. gauge, for 212547	1 75
212585	12227	Throat Plate, 50 needle hole, for needle sizes 3 to 5, in $\frac{5}{16}$ in. gauge, for 212550	1 75
212586	12228	Throat Plate, 50 needle hole, for needle sizes 3 to 5, in $\frac{3}{8}$ in. gauge, for 212552	1 75
212587	12228	Throat Plate, 50 needle hole, for needle sizes 3 to 5, in $\frac{1}{4}$ in. gauge, for 212554	1 75
212588	11737	Throat Plate, 50 needle hole, for needle sizes 3 to 5, in gauges $\frac{3}{8}$ and $\frac{5}{16}$ in., for 212558	1 75
212598	12226	Throat Plate, 46 needle hole, for needle sizes 5 to 7, in $\frac{1}{4}$ in. gauge, for 212526	2 00

## WORK PLATE PLATFORM

No.	Plate	Name	Each
214013	11163	Work Plate	\$1 50
200990c	11741	" " Screw	10
201518E	11151	" " " Nut	04
221106	11163	" " " Slide (back)	35
215684	11163	" " " (front)	35
215682	11163	" " " Yoke with 200729A	1 10
200729A	11741	" " " Screw	12
215683	—	Work Plate complete, Nos. 214013, 215682, 215684, 221106, four 200990c and eight 201518E, for use with crescent or semi-flat Throat Plate	4 00
215752	11741	Bed Slide (back), to be used in connection with Throat Plate 212576, $\frac{3}{16}$ in. gauge	35
215696	11741	Bed Slide (back or front), to be used in connection with Throat Plate 212585, $\frac{5}{16}$ in. gauge	35

## UNDER DRIVER

### Ball Bearing, Left Hand, Round Belt, Two Speed.

No.	Plate	Name	Each
227370	11164	Cone Pulley, (grooved), two speed, 4 $\frac{3}{8}$ in. and 5 $\frac{1}{2}$ in. belt diam., with 227553	\$1 30
25362	12321	Cone Pulley Ball, size $\frac{3}{8}$ inch	00
204100	12321	" " " Bearing Cup	00
204101	12321	" " " Cap	00
204102	12321	" " " Retaining Spring	00
227553	12322	Cone Pulley Ball Cup complete, Nos. 204100 to 204102 and thirteen 25362	40
202459	11164	Driving Pulley, 7 $\frac{1}{2}$ in. diam., with 202160 and 204105	75
202160	11164	Driving Pulley Friction Ring (leather)	05
204105	12321	" " " " Stop Pin	01
227743	---	" " Shaft (hollow) with 204109, 204110, 204112 and two 204111	60
202461	11164	Driving Pulley Shaft 227743 with 204107, 204108 and eleven 25303	1 00
25303	12321	Driving Pulley Shaft Ball, size $\frac{1}{2}$ inch	03
204107	12321	" " " " Cup	10
204108	12321	" " " " Cap	02
204109	---	" " " Oil Plug	01
204110	---	" " " Oiling Leather	02
204111	---	" " " " Pin (leather)	01
204112	12322	Driving Pulley Shaft Oiling Wick	01
200524c	12321	" " " Set Screw	06
204113	12321	" " " Thimble	10
227791	11164	Frame with 200524c	80
227098	11164	Lever (compression) with 227555, two each 200524c and 202845	45
227792	11164	Lever Brake with 200524c, 204122 and two 200374c	35
227793	11164	Lever Brake 227792 with 2000820 and 227794	60
227794	11164	Lever Brake Belt Guard	20
2000820	12321	" " " " Screw	03
204122	12322	" " Leather	05
200374c	12321	" " " Set Screw	02
200524c	12321	" " Set Screw	06
204123	12322	" " Spring	05
227555	11155	" Compression Plate	10

No.	Plate	Name	Each
202845	12321	Lever Compression Plate Rivet	\$ 01
202164	11164	" " Shaft with 202302	20
202302	12321	" " " Cotter Pin	01
200524c	12321	" " " Set Screw	06
27070	11164	Shaft Pulley (sectional, grooved), 10 in. diam., 1 $\frac{3}{8}$ in. bore, with two 5970	45
5970	11155	Shaft Pulley Clamping Screw	08
227976	11164	Treadle with 200540b	45
227977	11164	" 227976 with 227978	60
227978	11164	" Adjustable Connecting Slide	15
200540b	11155	" " " " Set Screw	10
202468	11164	Treadle Pitman Rod (lower or upper)	05
204126	12321	" " " Clamp with two 200530c	20
200530c	12321	Treadle Pitman Rod Clamp Set Screw	05
227980	11164	Treadle Pitman complete, Nos. 204126 and two 202468	30
204127	11164	Treadle Stand (left) with two wood screws 1 in. No. 13	08
204128	11164	Treadle Stand (right) with two wood screws 1 in. No. 13	08
227981	---	Treadle and Stand complete, Nos. 204127, 204128 and 227977	75
227982	---	Treadle and Pitman complete, Nos. 227980 and 227981	90
227997	---	Transmitter complete, Nos. 202459, 202461, 202464, 204113, 204123, 227098, 227370, 227791, 227793, and three wood screws 1 $\frac{1}{2}$ in. No. 15	3 00
227998	---	Under Driver (ball bearing), lever pressure, left hand, two speed, complete, Nos. 27070, 227982 and 227997	1 00

**OBSELETE PARTS**

No.	Plate	Name	Each
203467	—	Hook Washer .....	\$ 20
203608	11264	" " 203467 with 203575 and two 204243, for Machines Nos. 45 w 2, 45 w 8, 45 w 101 and 45 w 104 .....	50
203701	11739	Needle Holder, needles $\frac{3}{32}$ in. apart and must be set diagonally, in gauges $\frac{1}{16}$ , $\frac{3}{32}$ , $\frac{1}{8}$ and $\frac{1}{4}$ in., with 200068u and two 200141E, for Machines Nos. 45 w 1, 45w 2, 45 w 100 and 45 w 104 .....	1 25
203763	11739	Needle Holder, in gauges $\frac{3}{32}$ , $\frac{1}{8}$ and $\frac{1}{4}$ in., with 200068u and two 200141E, for Ma- chines Nos. 45 w 7, 45 w 8 and 45 w 104	1 00
203704	11739	Needle Holder, in gauges $\frac{1}{16}$ , $\frac{3}{32}$ and $\frac{1}{8}$ in., with 200068u and two 200141E, for Ma- chines Nos. 45 w 7, 45 w 8 and 45 w 104	1 25
204870	11736	Needle Bar (hollow) .....	80

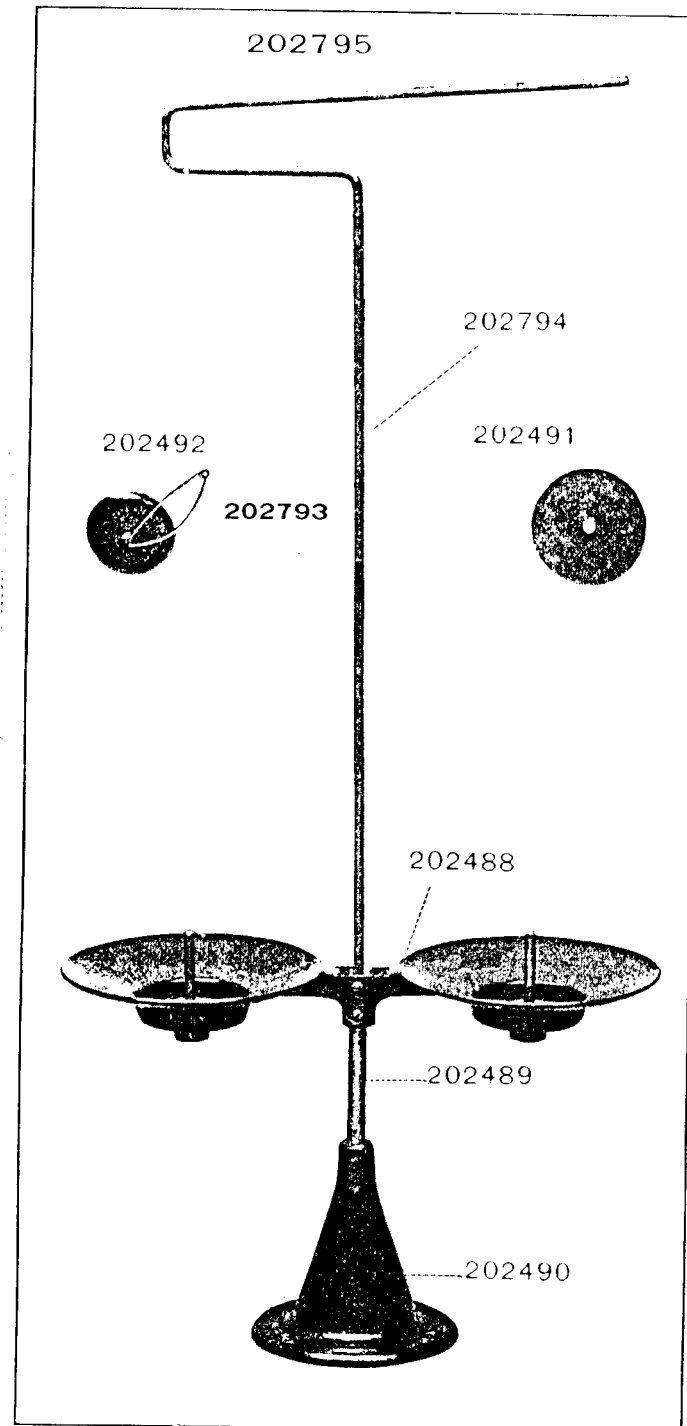


PLATE 10558-FULL SIZE

227159    227152    227153    227160



227156




PLATE 11056-FULL SIZE

213327



200030



200468



200541



213326



213748



213330



213332



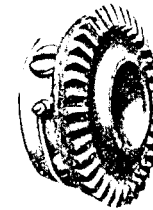
213331



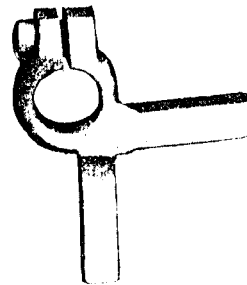
213329



213319



213321



204246





PLATE 11057—FULL SIZE


213324



213322



213296



213325

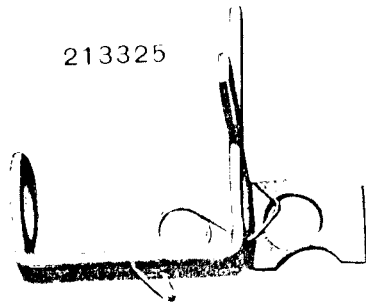




PLATE 11058—ONE-HALF SIZE


213309



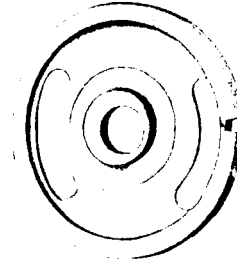
213294



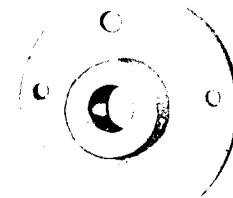
202618



213304



213305



213303



PLATE 11060-FULL SIZE

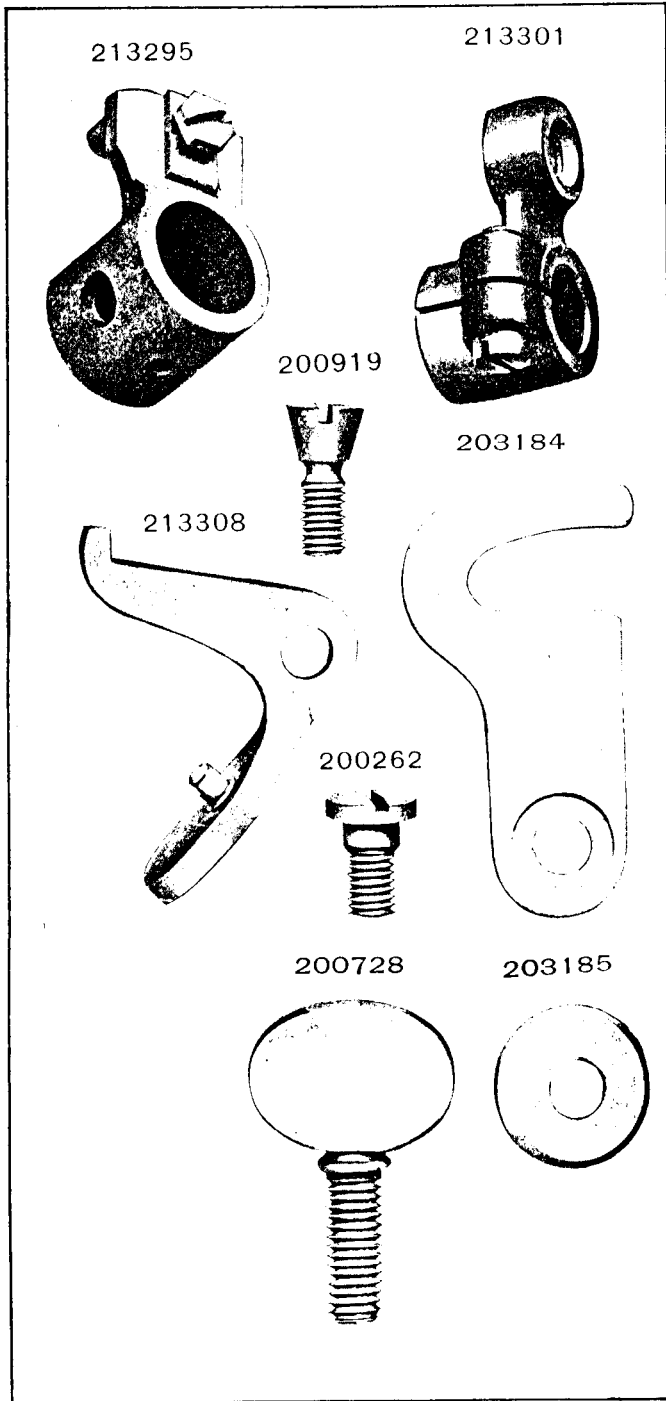


PLATE 11150-ONE-HALF SIZE

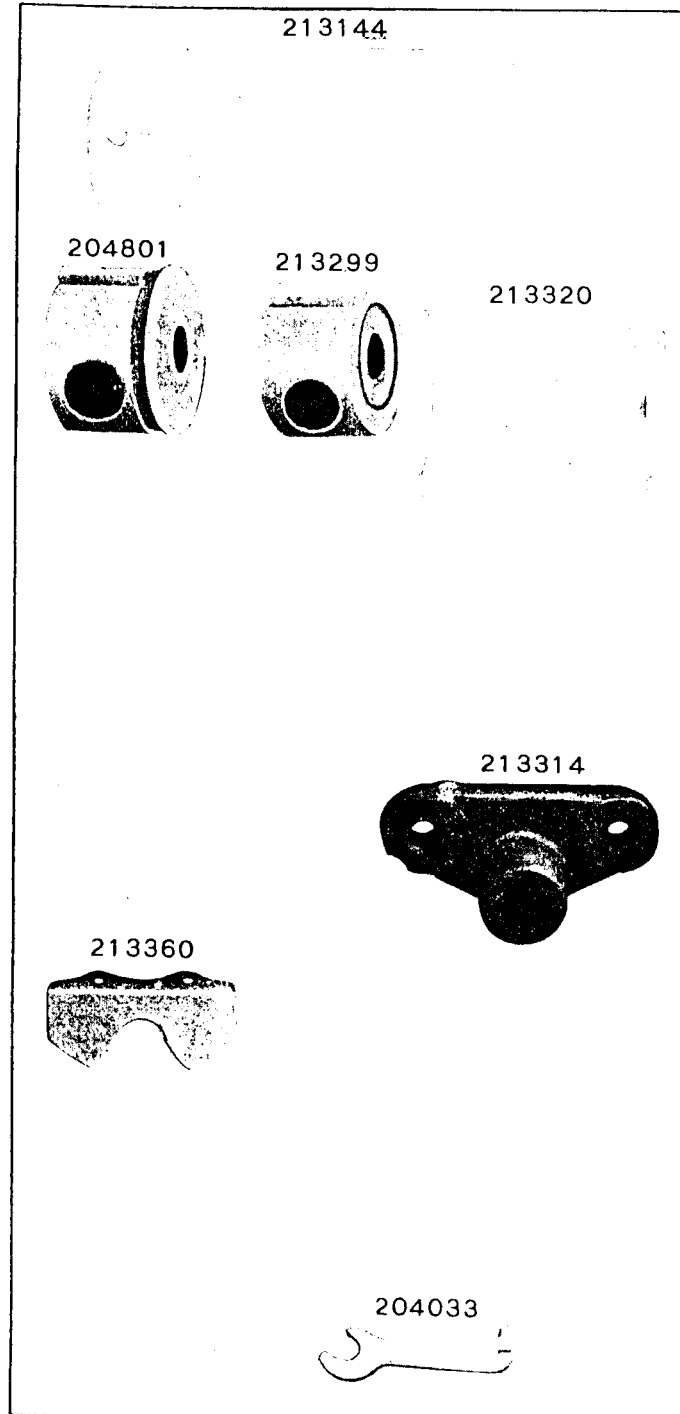




PLATE 11151 --FULL SIZE

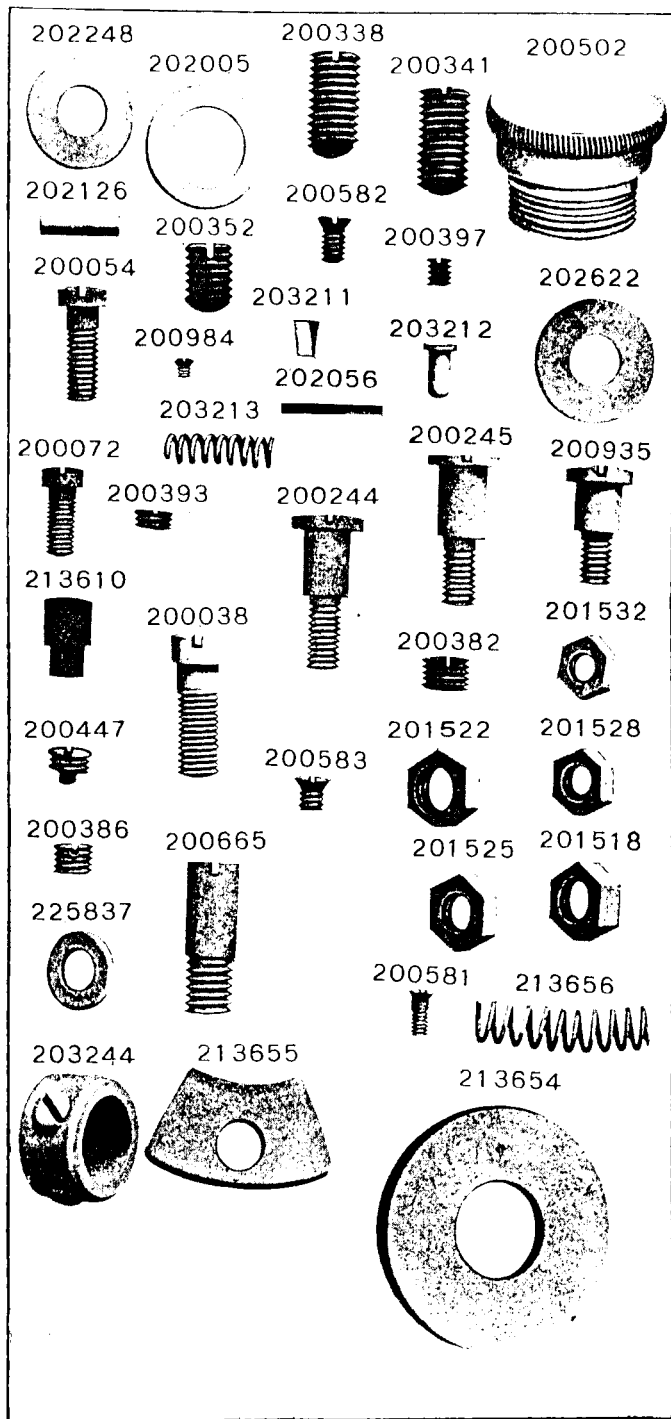


PLATE 11153 --FULL SIZE

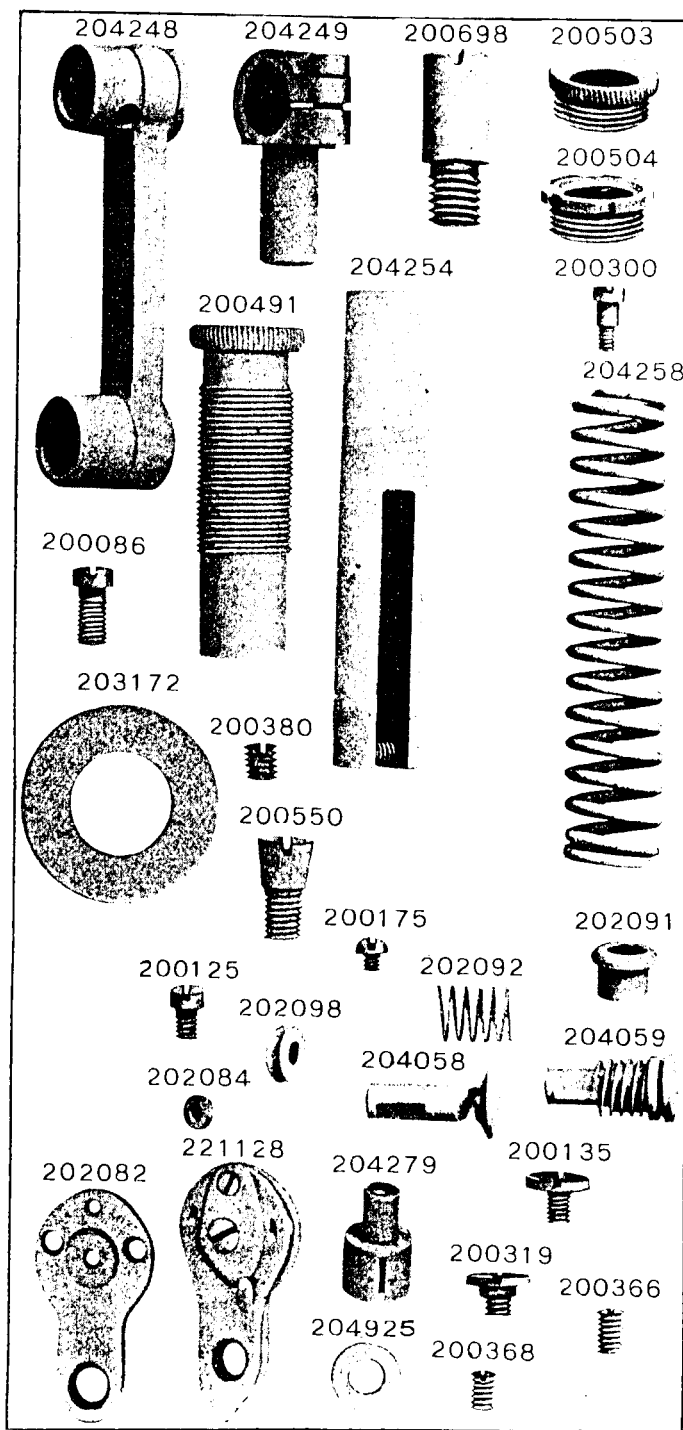


PLATE 11155 - FULL SIZE

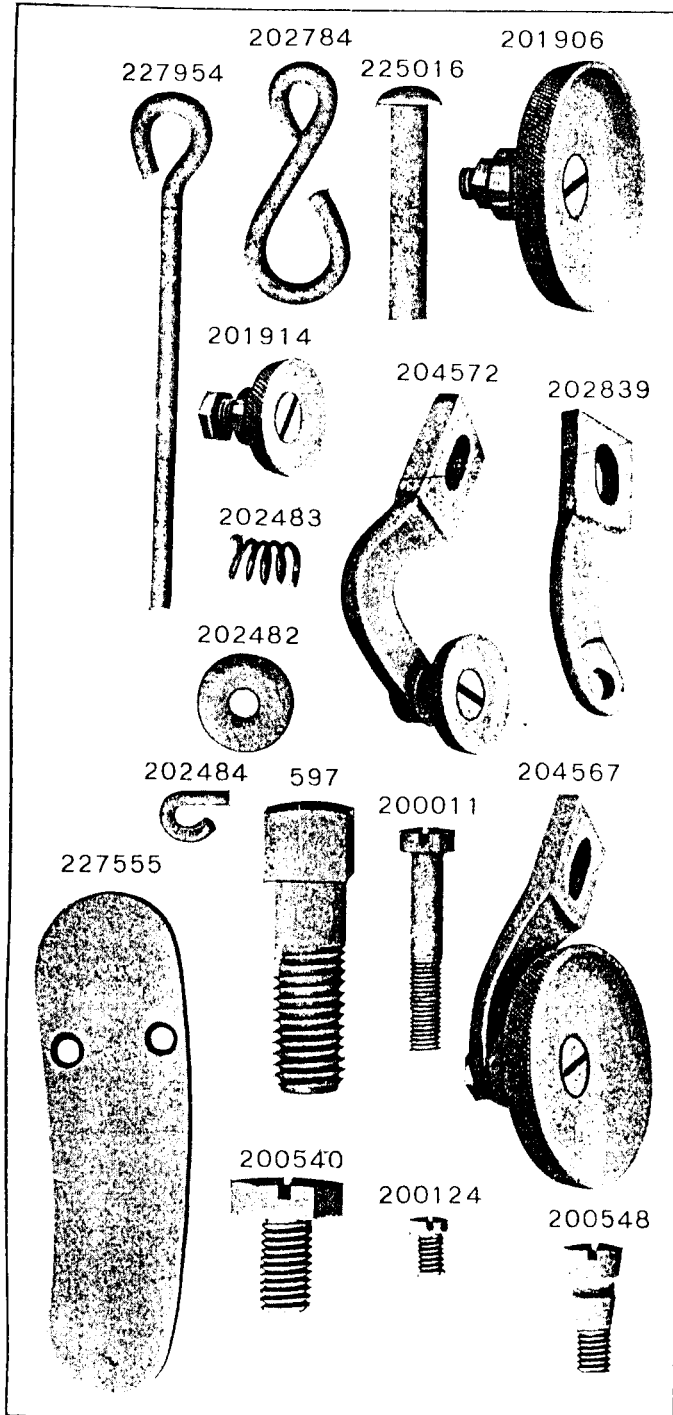


PLATE 11156 - ONE-FOURTH SIZE




PLATE 11157 ONE-HALF SIZE

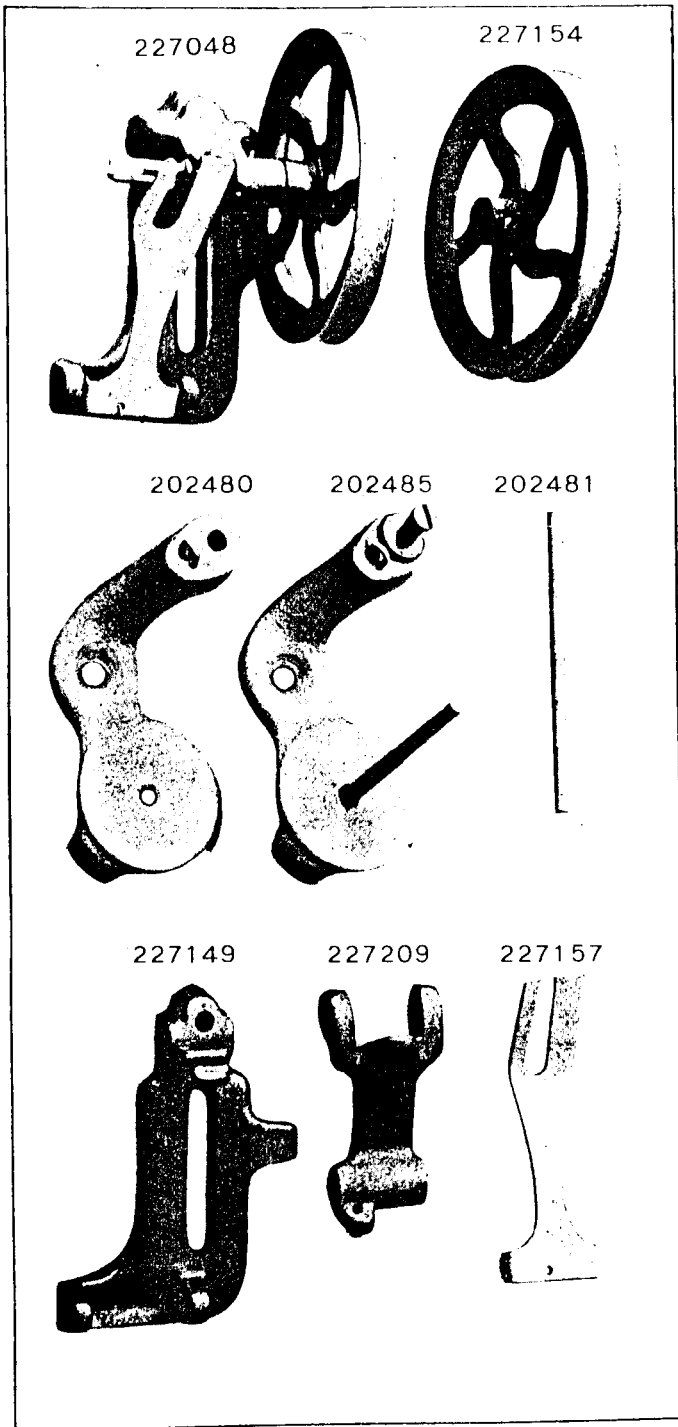


PLATE 11163 - ONE-FOURTH SIZE

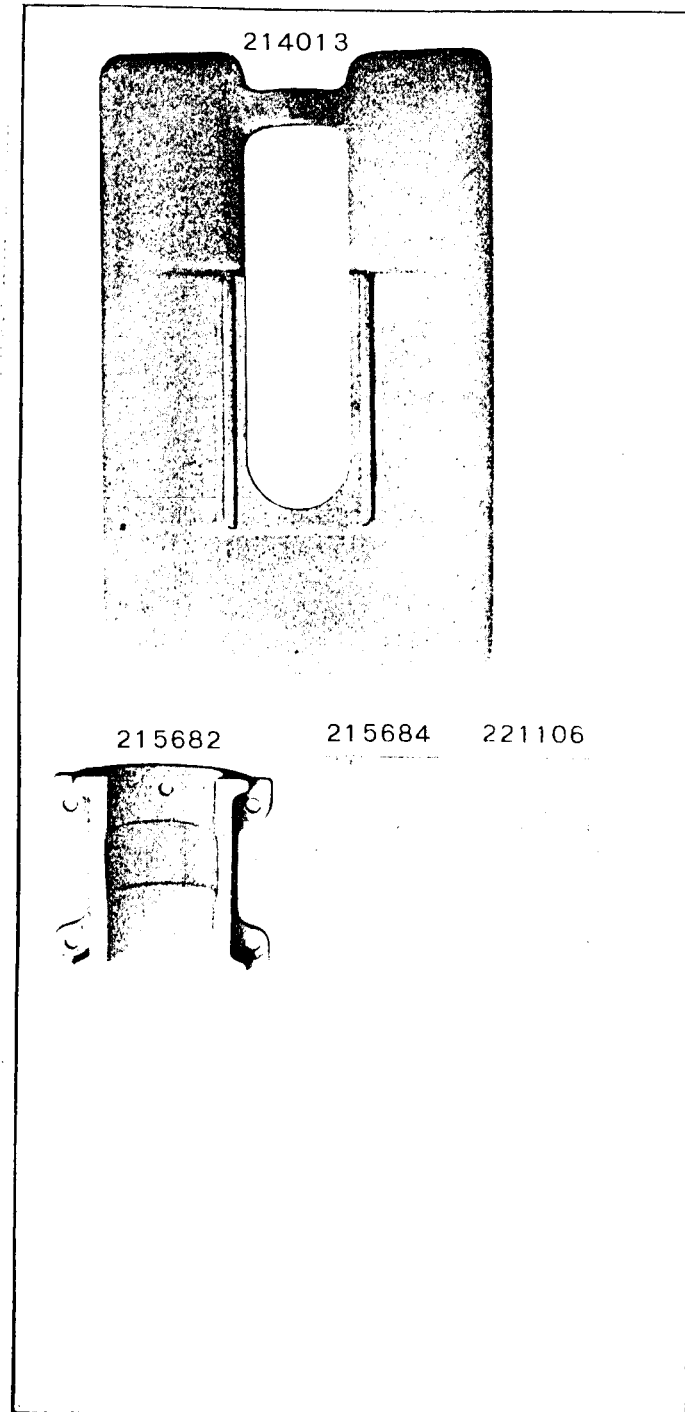


PLATE 11164 ONE-SIXTH SIZE

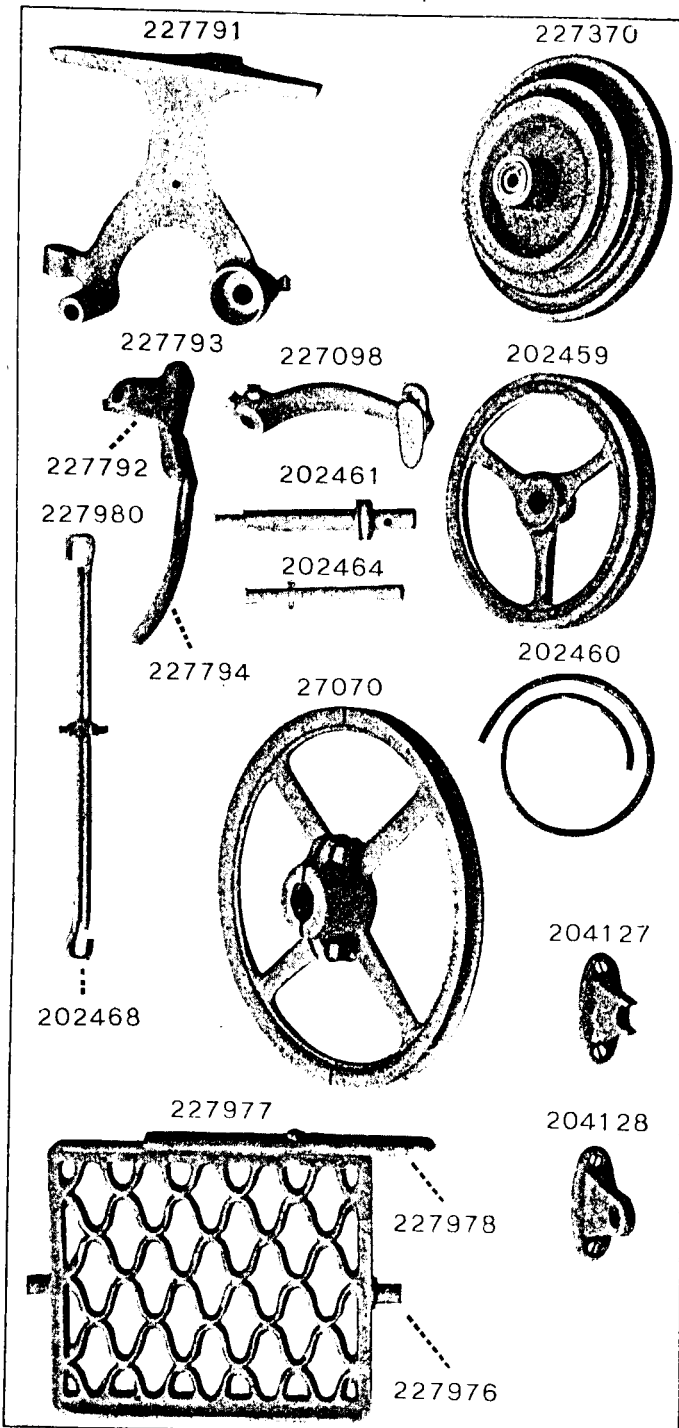


PLATE 11228-FULL SIZE

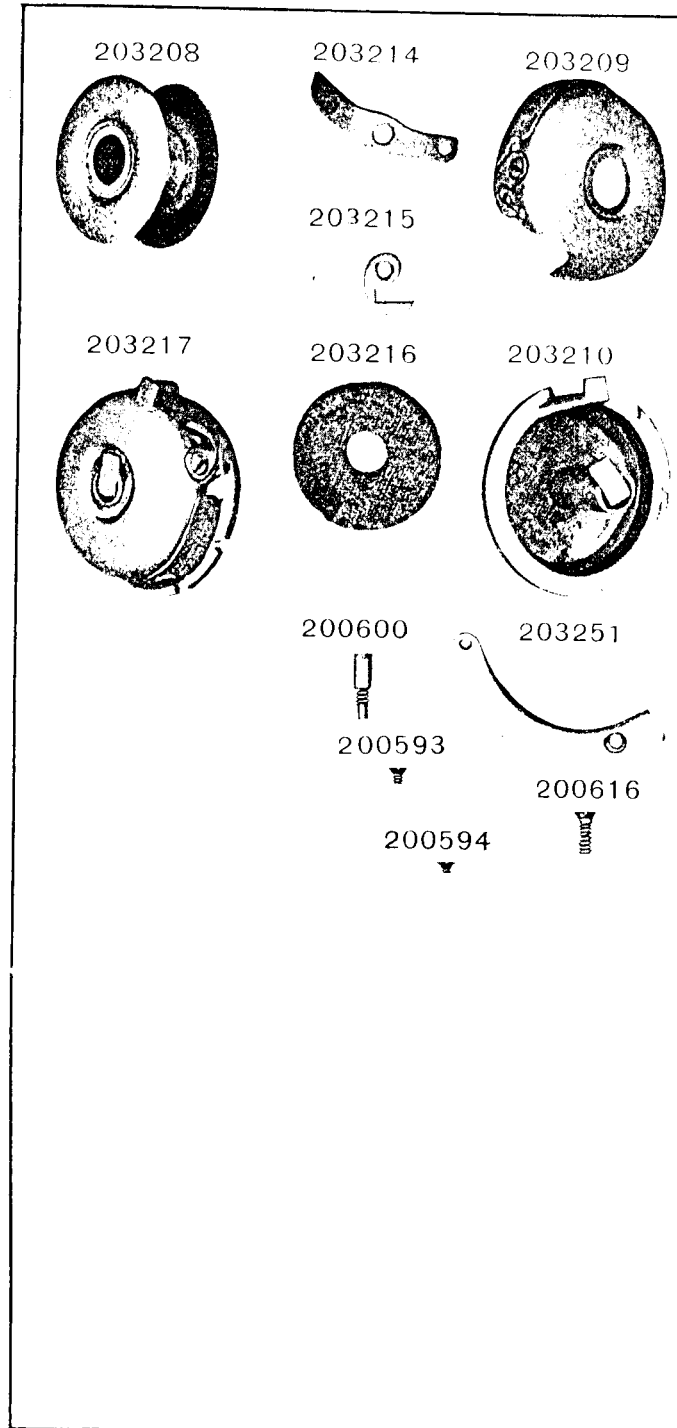


PLATE 11241-FULL SIZE

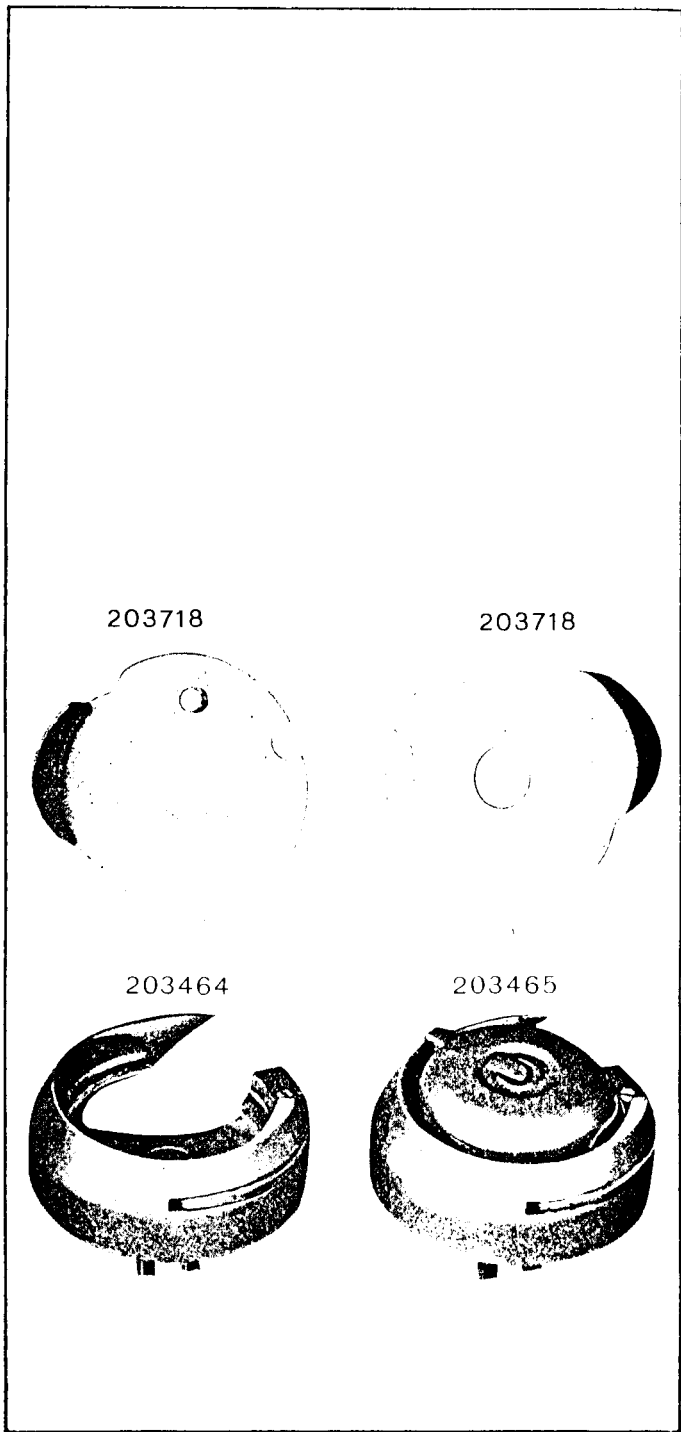


PLATE 11253-FULL SIZE

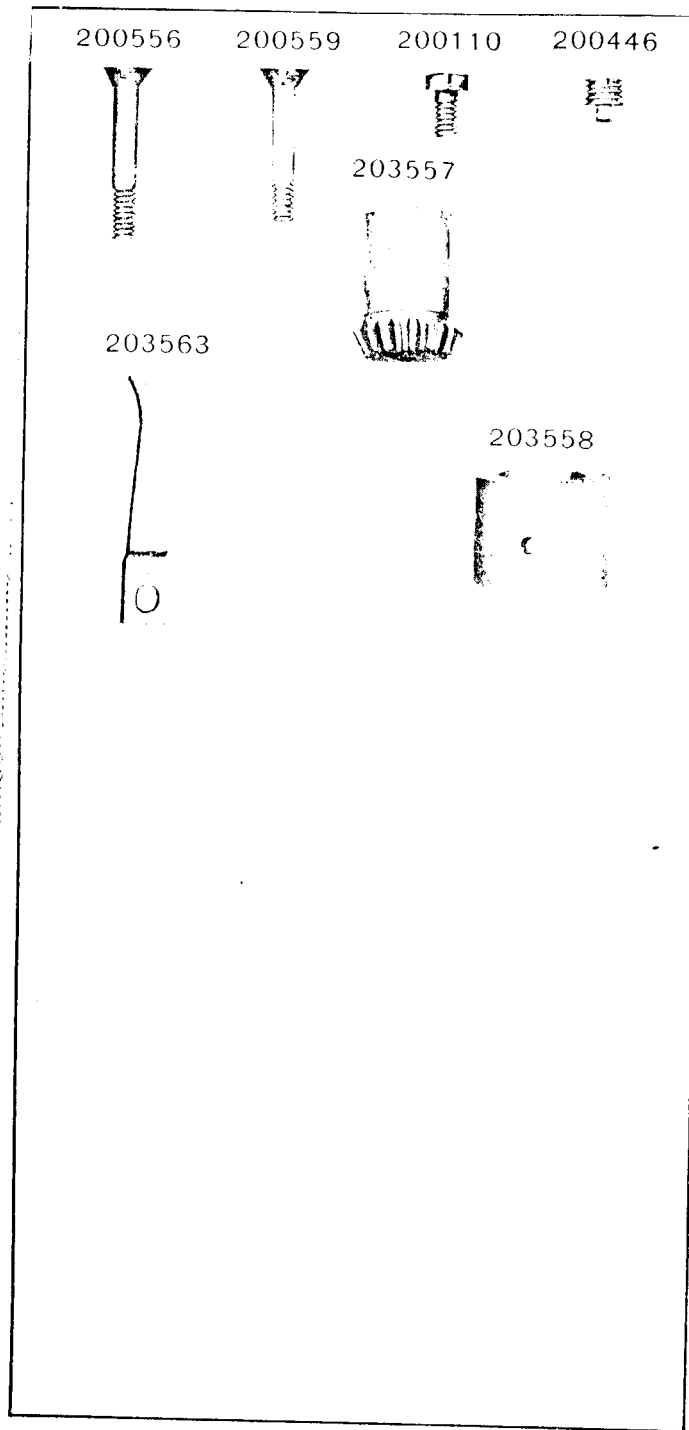


PLATE 11257-ONE-HALF SIZE

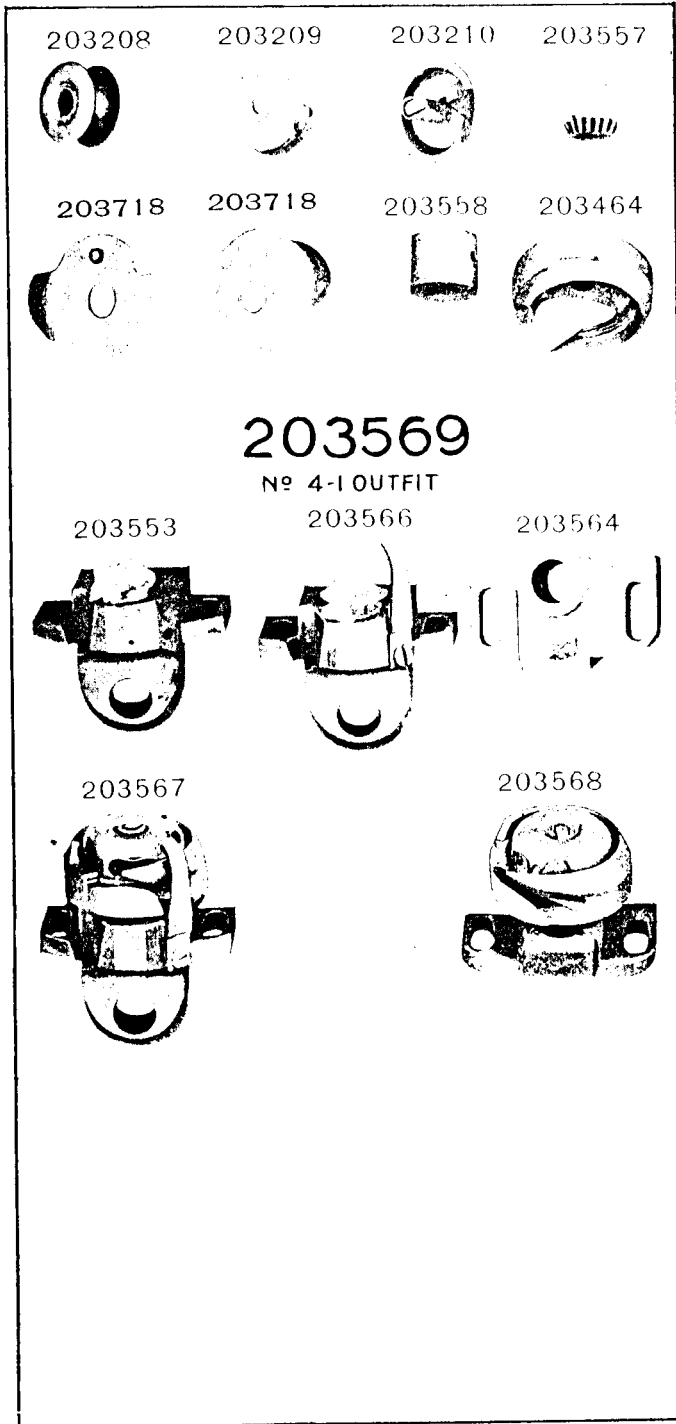


PLATE 11264-FULL SIZE

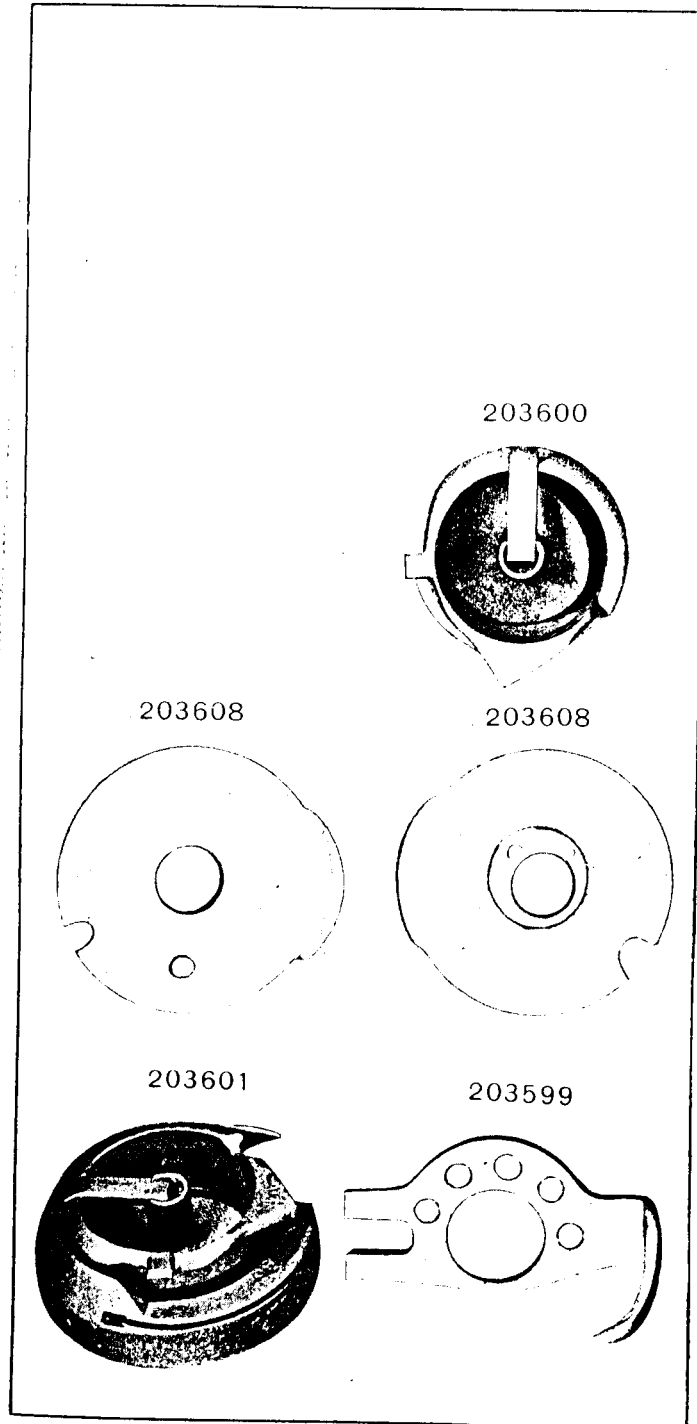




PLATE 11735 FULL SIZE

200544    200392    204730    213298




213637



213686



213038



213039

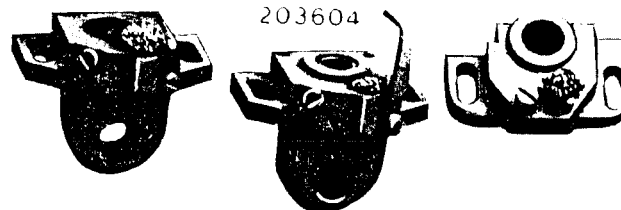


213335



PLATE 11736 ONE-HALF SIZE

203588    203604    203603




221133

203605



203606



229345



231390



204870




PLATE 11737-FULL SIZE

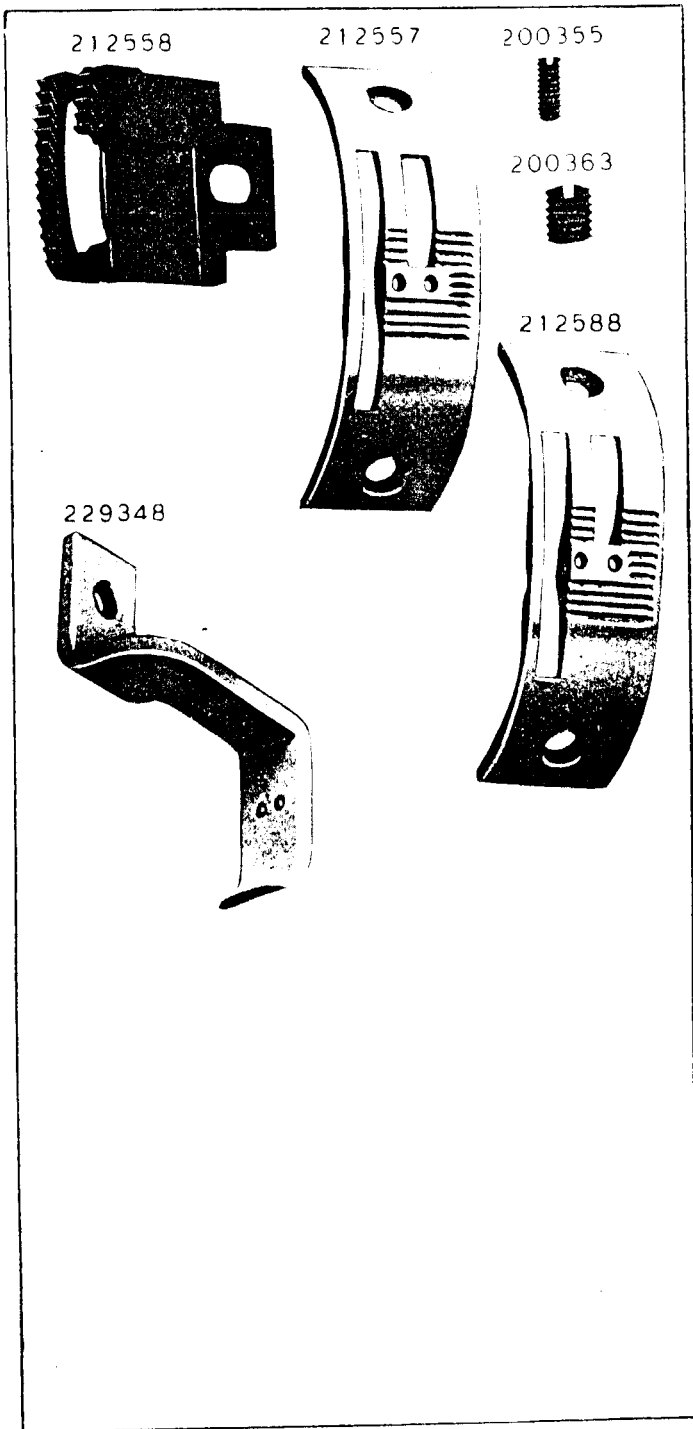


PLATE 11738-FULL SIZE

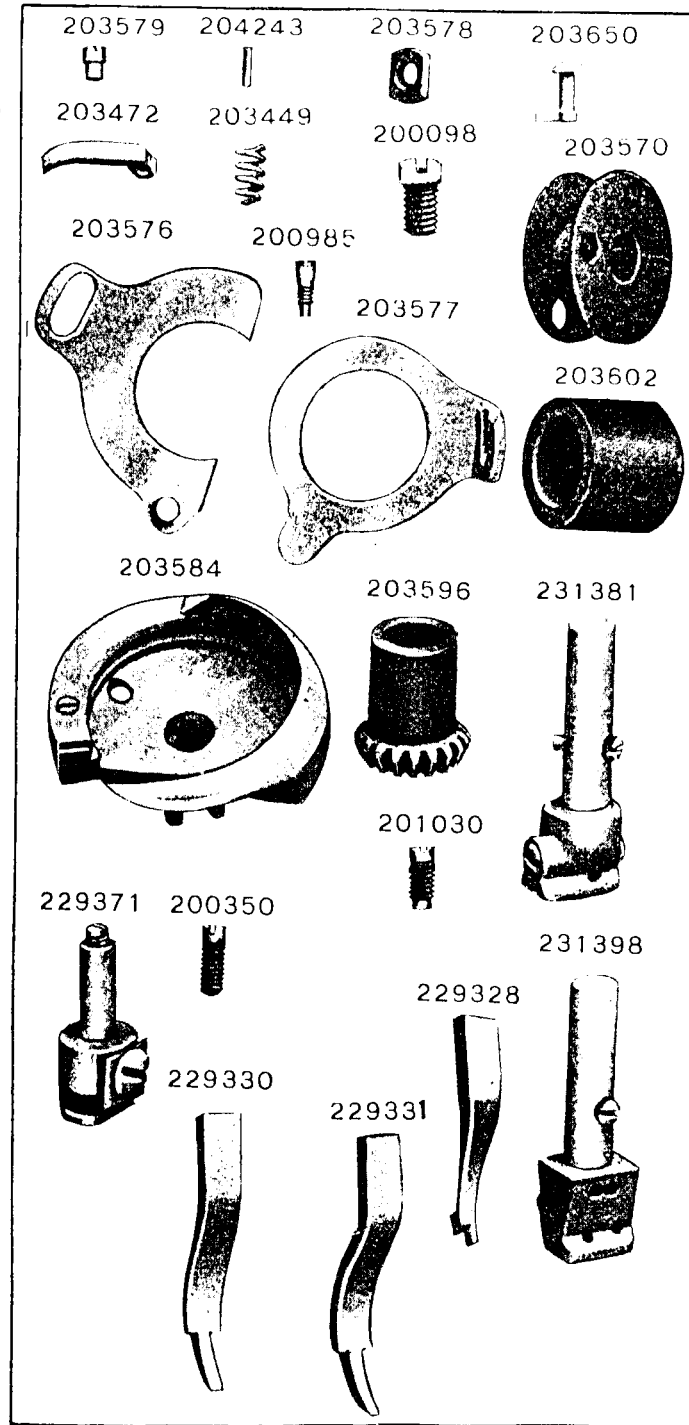




PLATE 11739-FULL SIZE




PLATE 11740-FULL SIZE

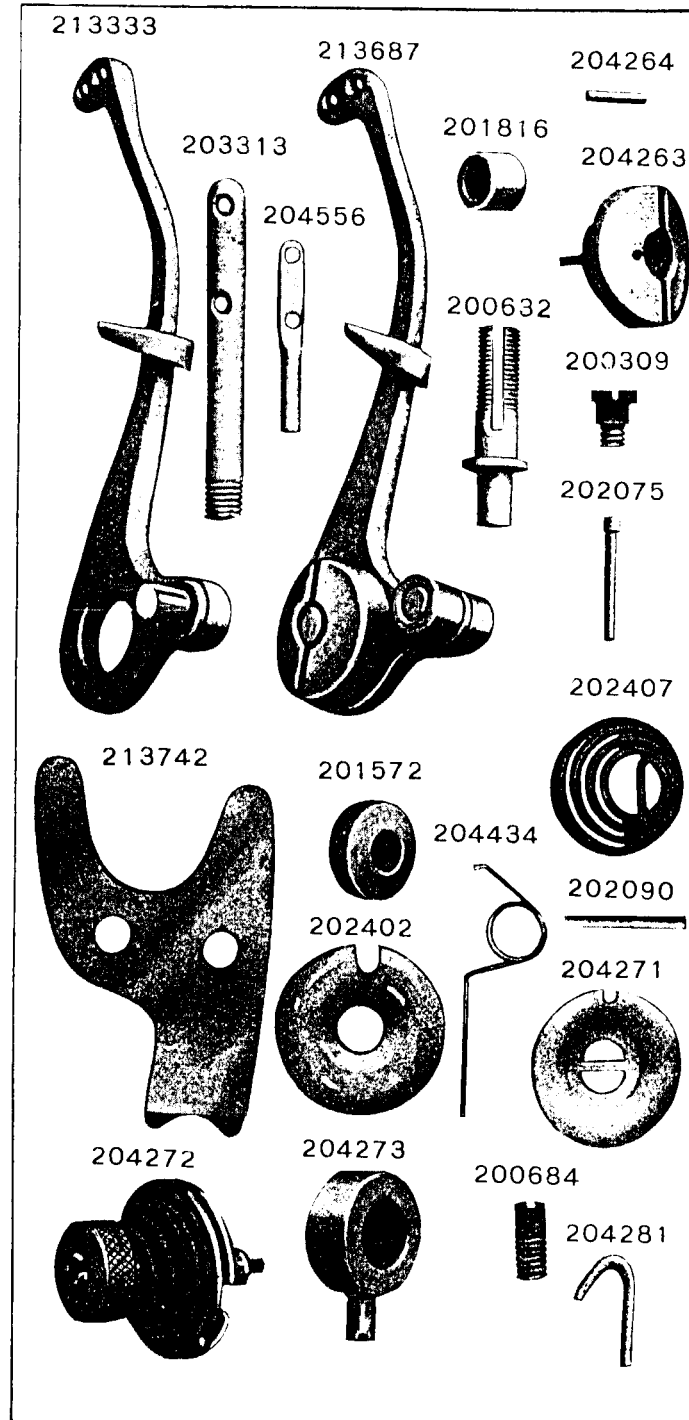


PLATE 11741 FULL SIZE

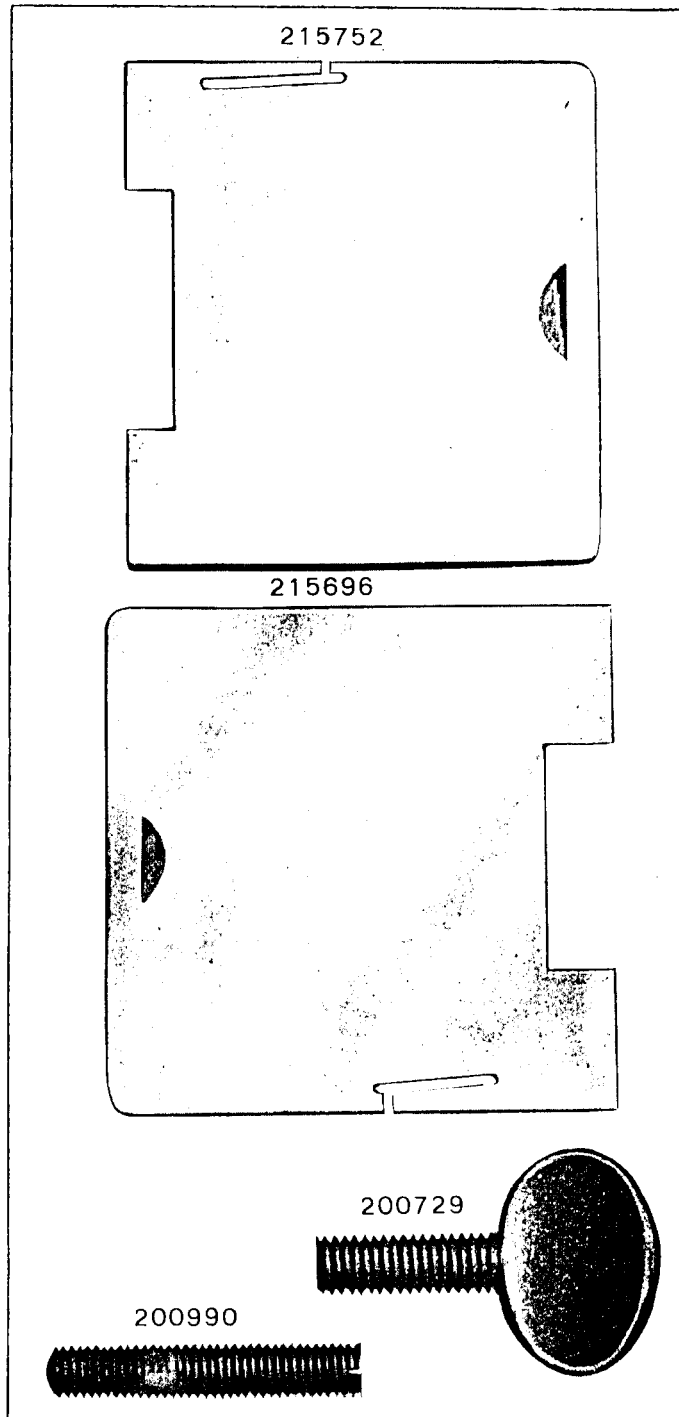


PLATE 11742 ONE-FOURTH SIZE

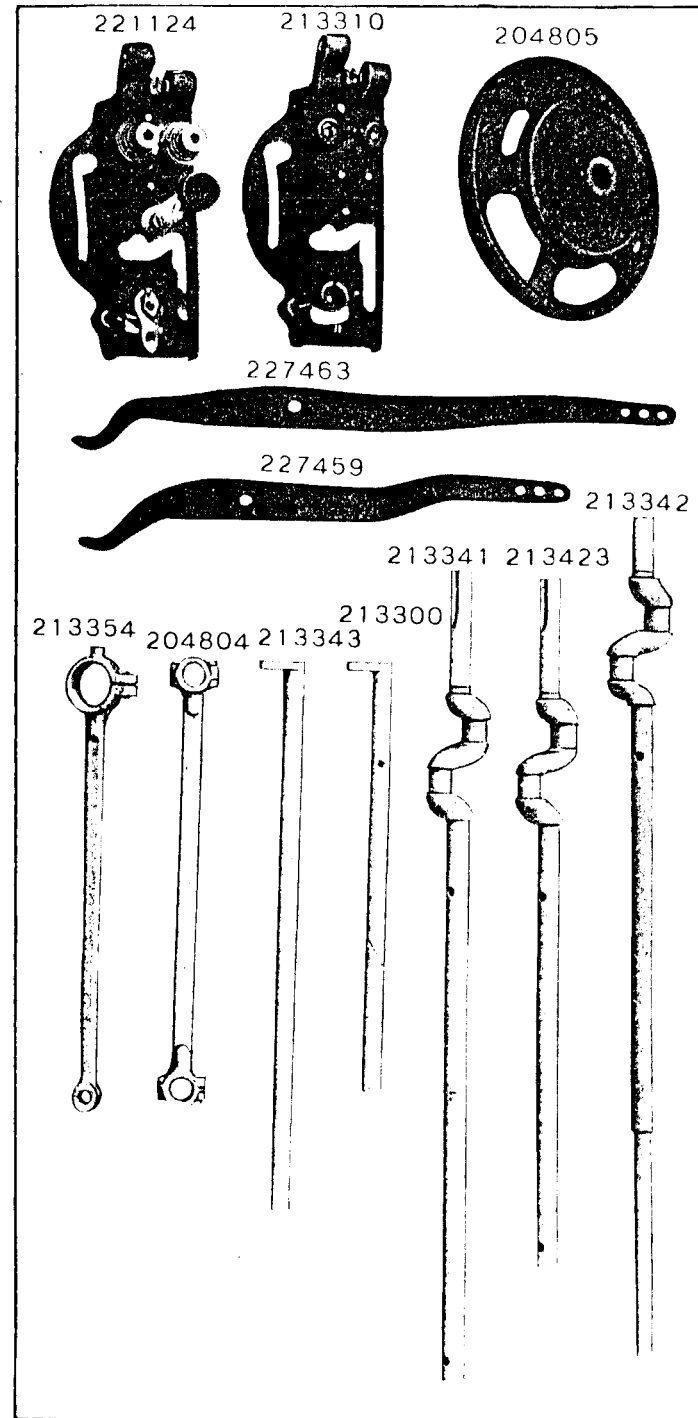


PLATE 12214-FULL SIZE

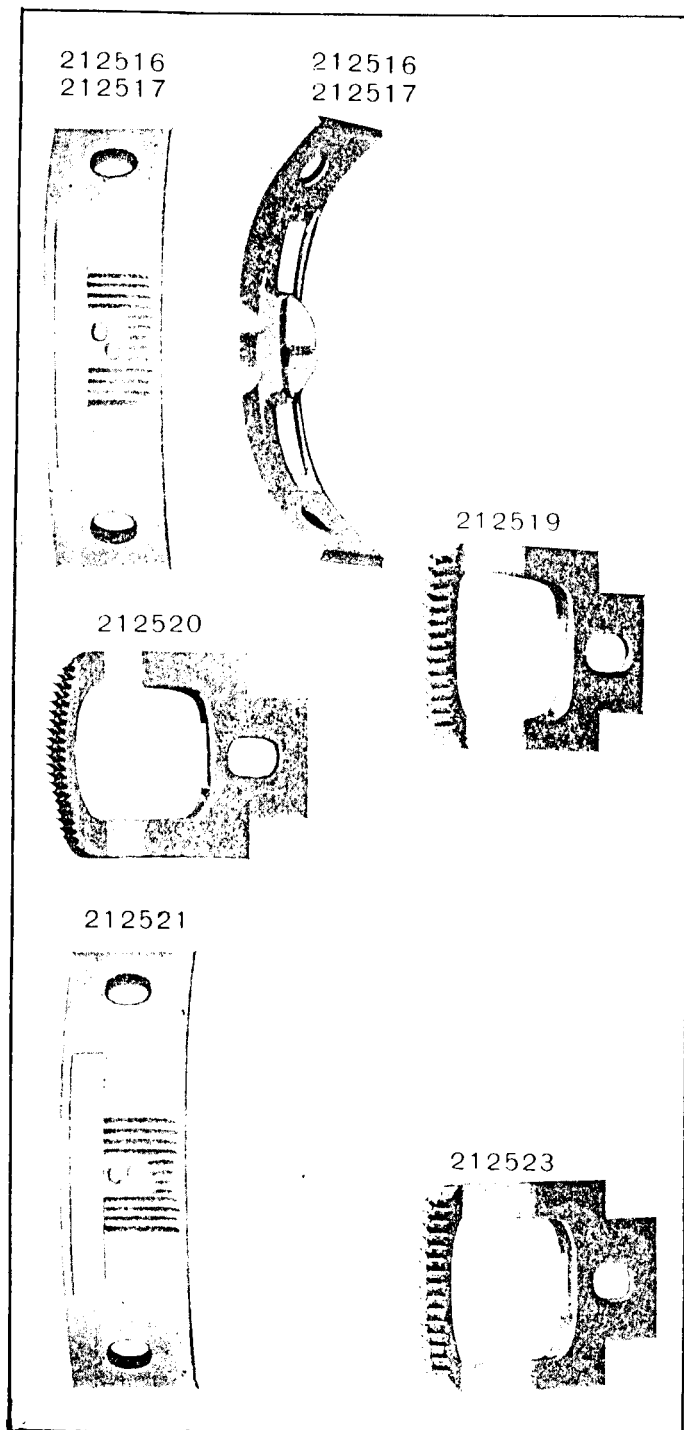


PLATE 12215-FULL SIZE

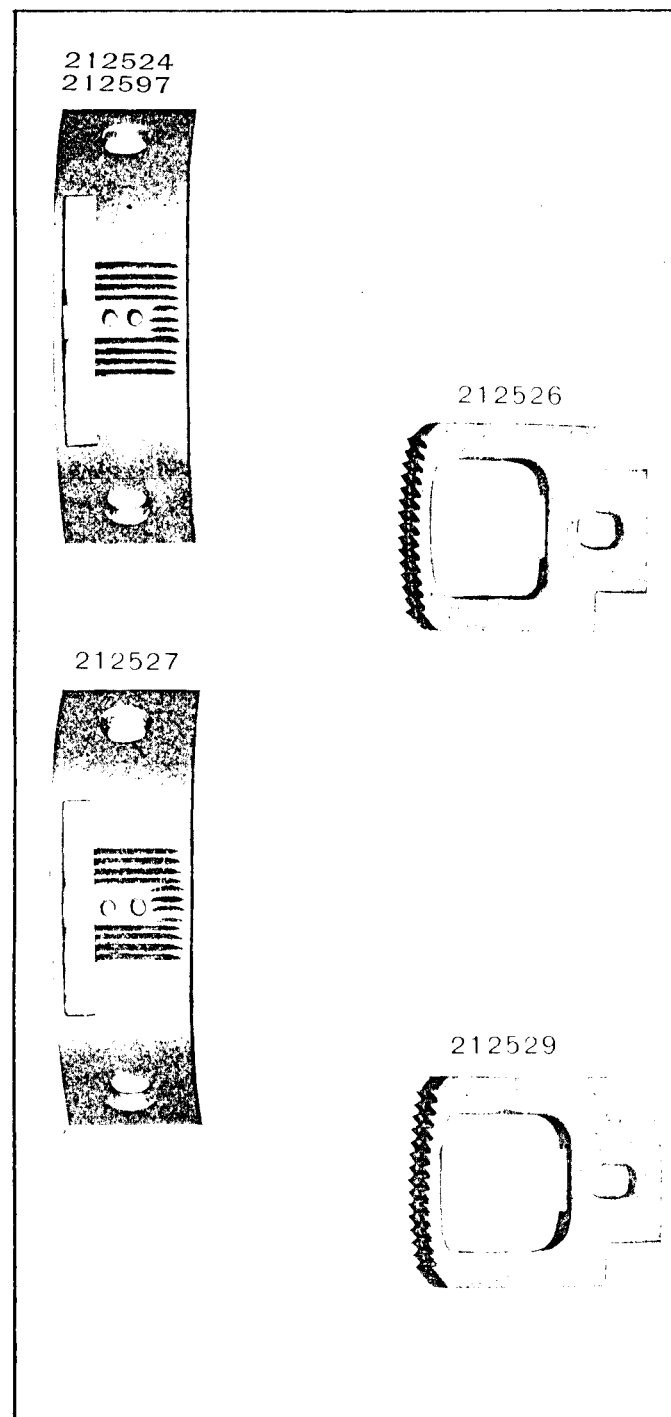


PLATE 12216-FULL SIZE




PLATE 12217-FULL SIZE

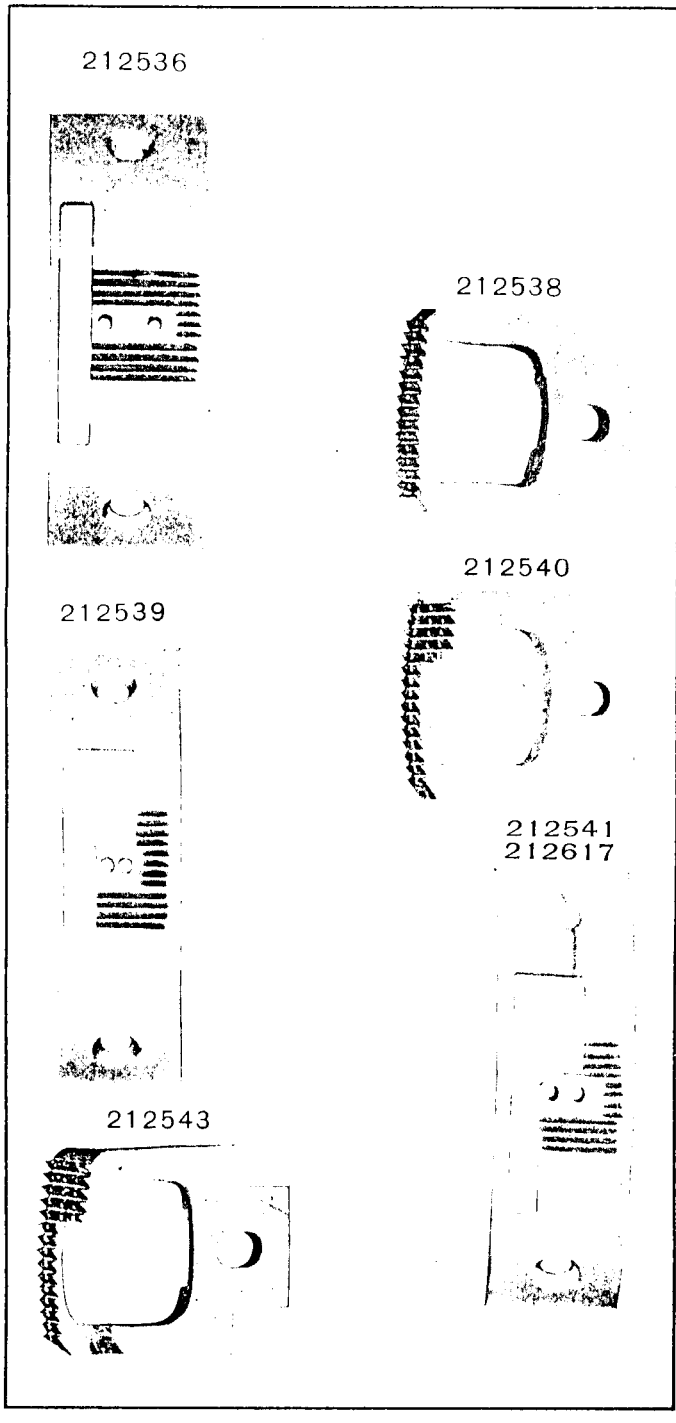

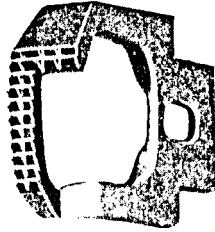


PLATE 12218—FULL SIZE


212544



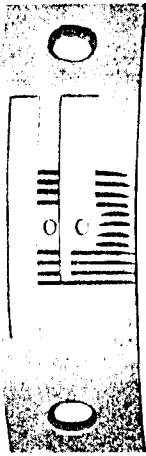
212545



212547



212546



212546

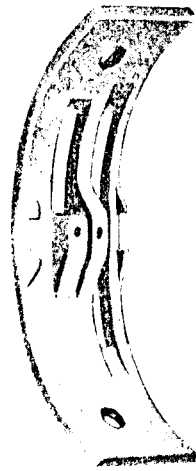
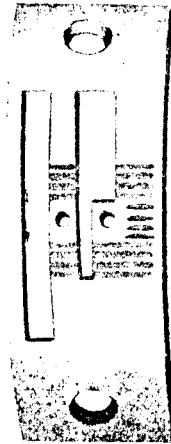


PLATE 12219—FULL SIZE

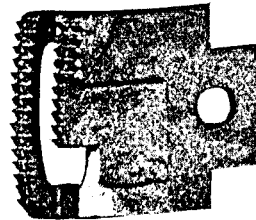
212548



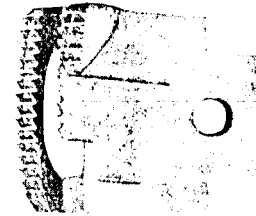
212551




212554



212550



212552



212553

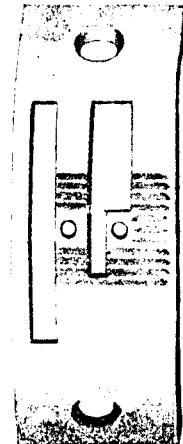


PLATE 12225-FULL SIZE

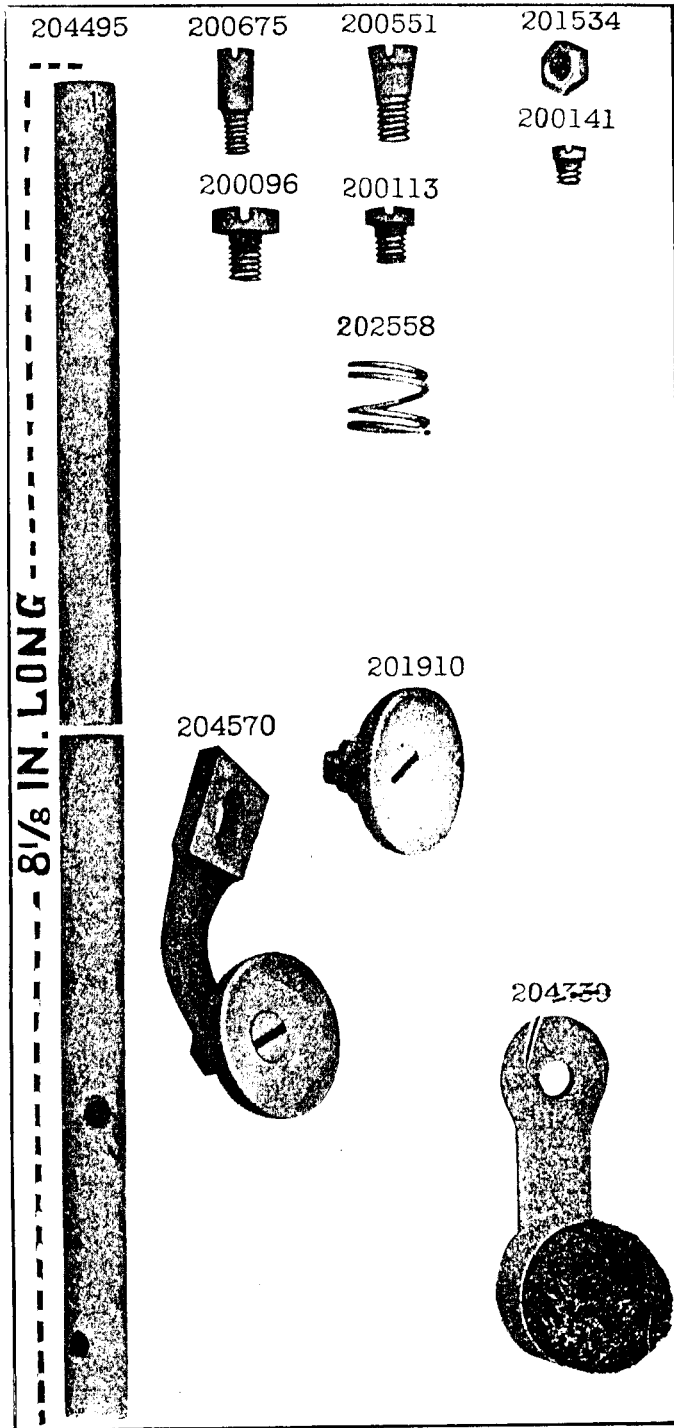


PLATE 12226-FULL SIZE

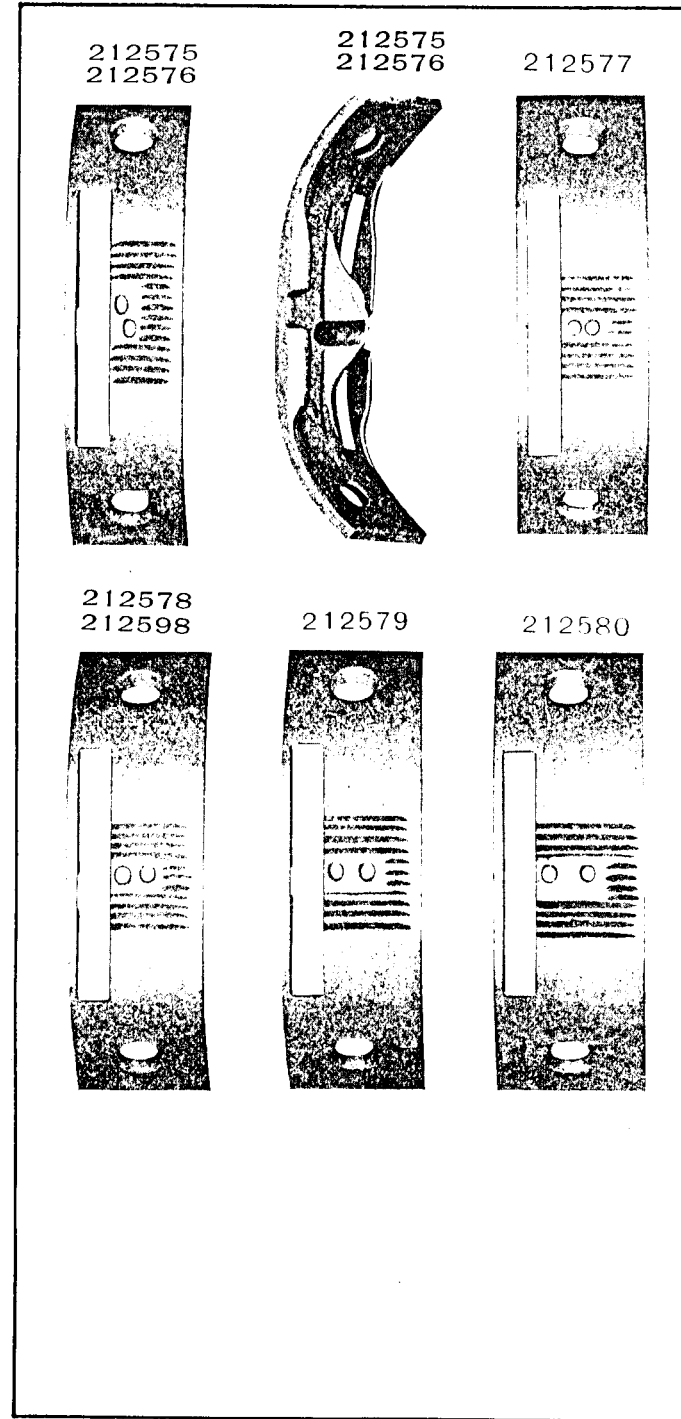




PLATE 12227—FULL SIZE

212581



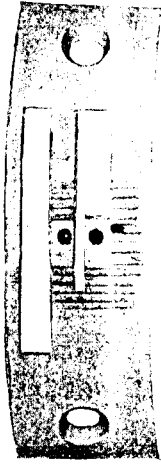
212582



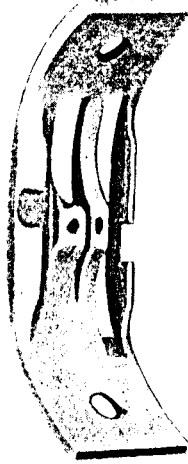
212583



212584



212584




212585



PLATE 12228—FULL SIZE

212574



212586

212587



PLATE 12311-FULL SIZE

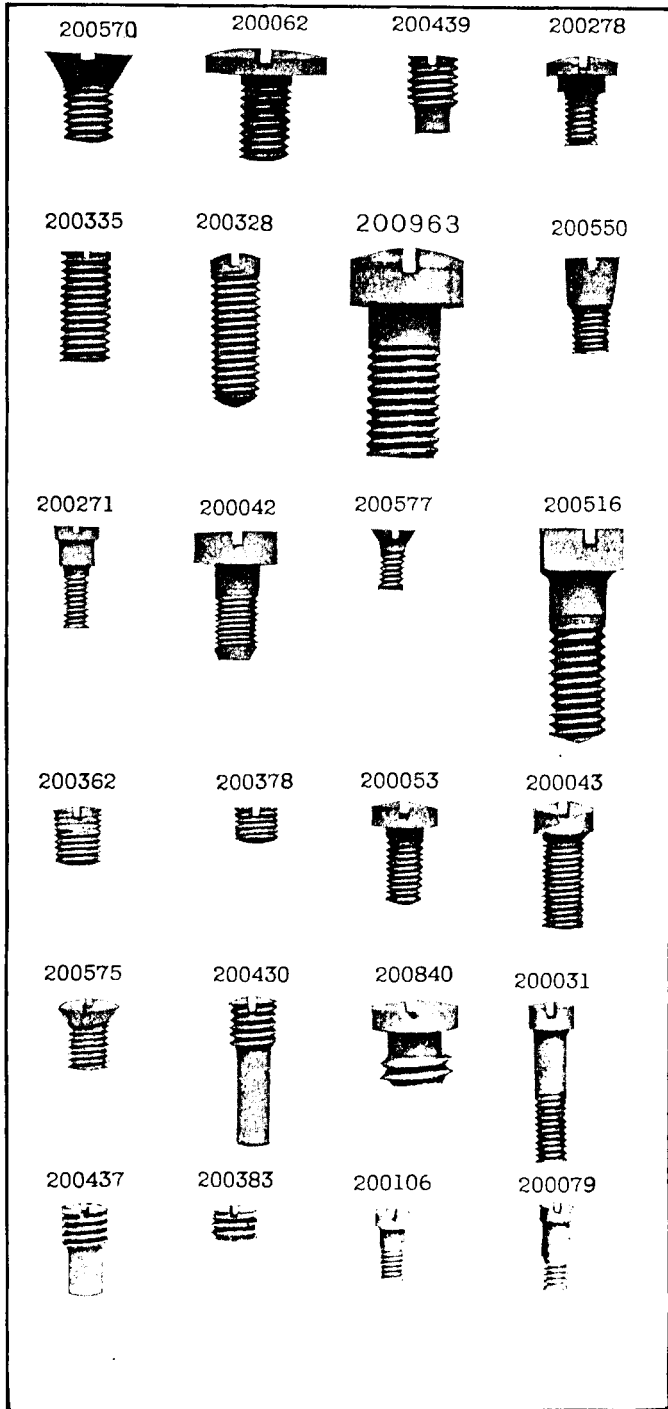


PLATE 12321-FULL SIZE

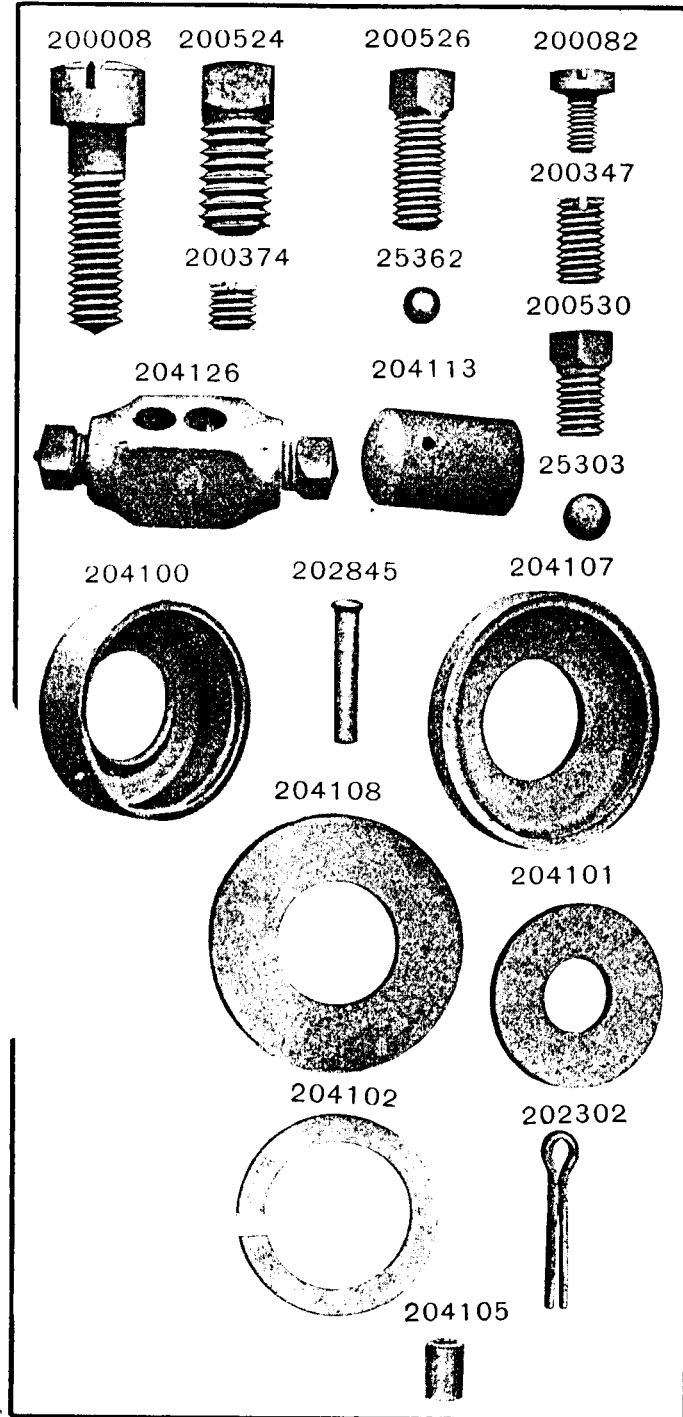




PLATE 12322-FULL SIZE

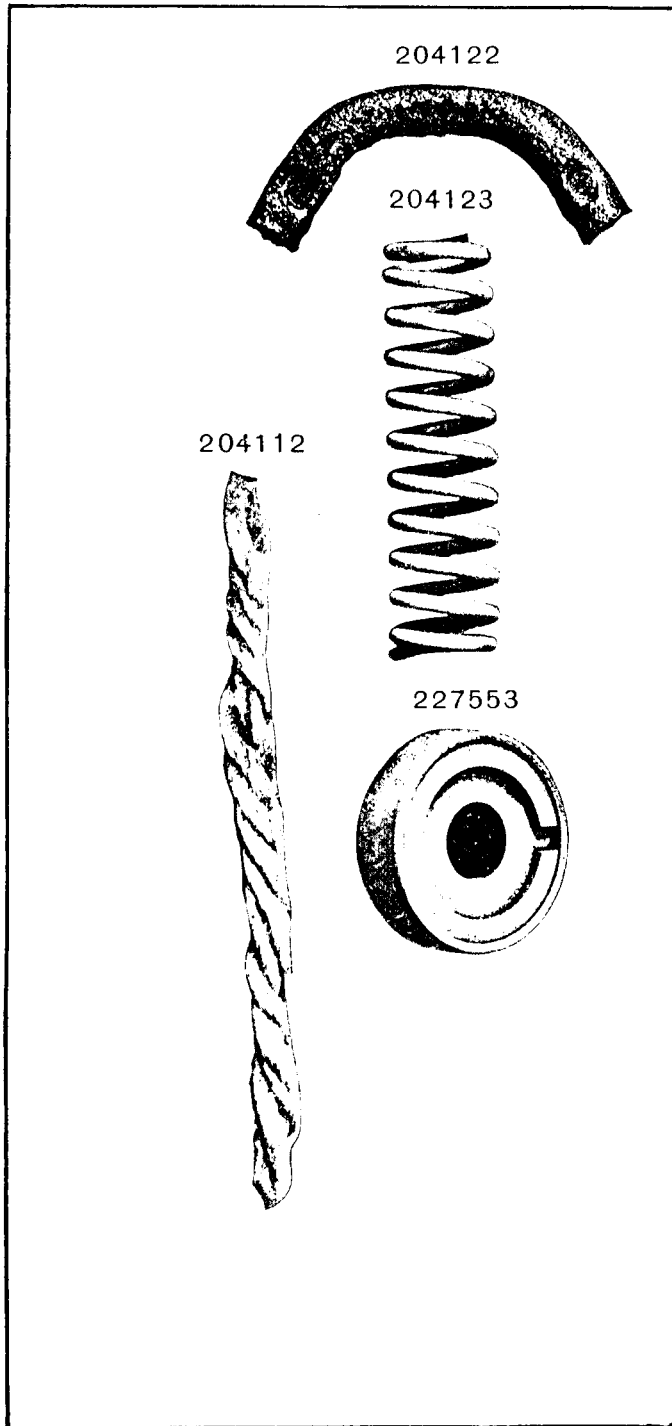


PLATE 14307-FULL SIZE

