

SINGER
52W

PRICE LIST

OF

PARTS



MACHINES

OF

CLASS 52 w

THE SINGER MANUFACTURING CO.

INDEX

	PAGE
ACCESSORIES.....	68
BOBBIN WINDER.....	68
FEED DOGS.....	71
FOOT LIFTER PARTS.....	69
LAP SEAM FELLERS.....	95
MACHINE No. 52 w 1.....	7
" " 52 w 5.....	17
" " 52 w 6.....	18
" " 52 w 7.....	29
" " 52 w 8.....	39
" " 52 w 10.....	49
" " 52 w 11.....	59
NEEDLE HOLDERS.....	73
NUMERICAL LIST OF PARTS.....	103
OBSOLETE PARTS.....	101
PRESSER FEET.....	74
ROLLER PRESSERS.....	83
THREAD UNWINDER.....	69
THROAT PLATES.....	87
UNDER DRIVER.....	99
WORK PLATE AND LAP SEAM FELLER BASE PLATE.....	98

Instructions for Ordering

In ordering from this list, use **ONLY** the **PART** number in the **FIRST** column.

The number stamped on a Sewing Machine Part is the number of the Single Part only, except when the part includes Set Screws, Clamping Screws, Studs and Rollers Spun on, Small Wires riveted, or Parts soldered together, etc., which it is necessary to furnish in combination.

Every combination of parts sent out has its specific number which, although not stamped on Parts (except in above cases) must be used when ordering the combination.

Each number always indicates the **SAME PART** in whatever list it appears, or for whatever Machine.

The letters after some of the numbers indicate the style of finish only, as follows:

- A. Hardened, Polished and Plated.
- B. Polished and Plated.
- C. Hardened only.
- D. Polished only.
- E. Soft, not polished.
- F. Hardened and Polished.
- H. Blued.

These letters **MUST BE USED** when they appear in the list and **AFTER** the number, as in the list.

In this series

200001 to 201500 are Screw Numbers.

201501 to 201800 are Nut Numbers.

201801 to 202000 are Roller Numbers.

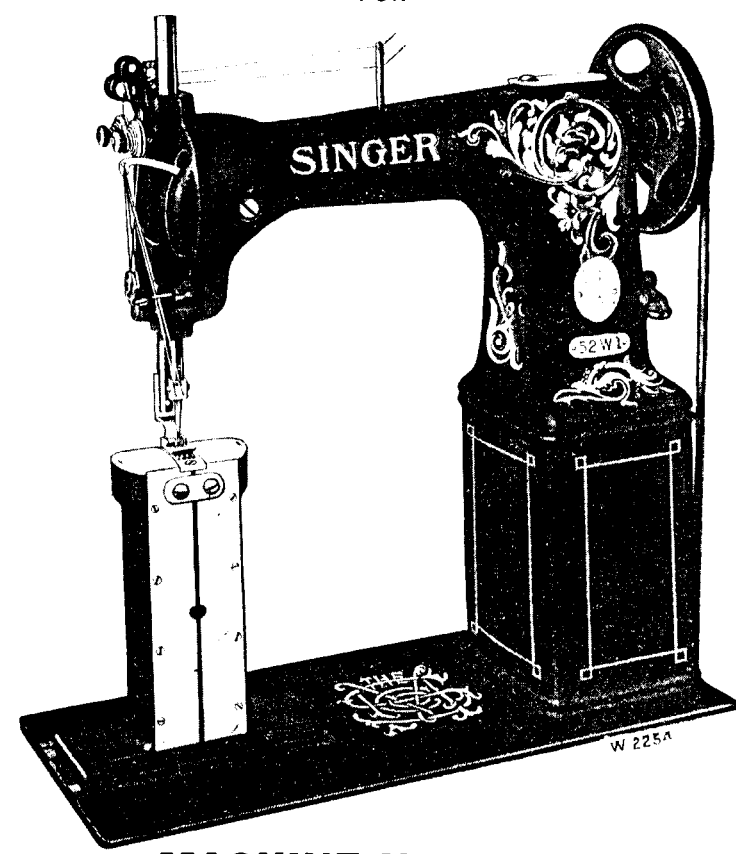
202001 and upward are numbers of Machine Parts.

The figures in the second column refer only to the plate in which the illustration of the part is shown and are **NOT TO BE USED** in ordering.

Two or more numbers over a cut indicate that the difference between such parts is not visible in an illustration.

Parts marked with an asterisk (*) are furnished only when repairs are made at the factory.

LIST OF PARTS COMPLETE FOR



MACHINE No. 52 w 1 DROP FEED

For Shirts, Underwear, Wrappers, Corsets, Etc.

In gauges from $\frac{1}{32}$ to 1 inch.

No.	Plate	Name	Each
*204161	—	Arm	\$ —
*204412	—	" 204161 with 200439c, 202036 and 204705	—
*213434	—	Arm Base	—
200010E	11763	" " Screw (3)	06
202005	12374	" " " Washer (3)	01
204163	12344	" Cap	10
200278H	12311	" " Screw	05

No.	Plate	Name	Each
200113F	12374	Feed Driving Cam Fork Lever Shaft Col- lar Set Screw	\$ 03
204293	12374	Feed Driving Cam Fork Lever Shaft Position Pin	01
204196	12351	Feed Driving Cam Fork Lever Shaft Sleeve (split)	25
200043c	12311	Feed Driving Cam Fork Lever Shaft Sleeve Set Screw	04
201524E	12338	Feed Driving Cam Fork Lever Shaft Sleeve Set Screw Nut	03
212693	11762	Feed Driving Cam Fork Lever complete, Nos. 204194 and 213429	1 30
200437c	12311	Feed Driving Cam Position Screw.....	06
200382c	11902	" " " Set Screw	02
201199	12336	" " Rock Shaft.....	35
213495	—	" " " " 204199 with 200002E, 201522E and 213427	80
202305c	12351	Feed Driving Rock Shaft Center (2)....	06
200043c	12311	" " " " " Set Screw (2)	04
221508	11763	Feed Driving Rock Shaft Crank with two 200383c	35
200383c	12311	Feed Driving Rock Shaft Crank Set Screw	02
203235	12374	Feed Lifting Cam with 202126.....	75
204202	12374	" " " Fork with 200027E....	75
200027E	12338	" " " " Pinch Screw....	04
202126	12374	" " " Position Pin	01
200045c	12338	" " " Screw	03
203305	11762	" " Rock Shaft	30
203315	11762	" " " " 203305 with 203238	65
202305c	12351	" " " " Center (2)	06
200043c	12311	" " " " " Set Screw (2)	04
202276	12374	Feed Lifting Rock Shaft Slide Block	15
203238	12374	" " " " " " " 202276 with 200243E and 201531E.....	35
200243E	12338	Feed Lifting Rock Shaft Slide Block Hinge Screw	08
201531E	12374	Feed Lifting Rock Shaft Slide Block Hinge Screw Nut	03
204206	11782	Feed Regulating Handle	10
204207	12361	" " " 204206 with 200098F, 202622, 204208 to 204210 and 204213	55
204208	12351	Feed Regulating Handle Adjustable Stop	05
200098F	12351	" " " " " " Screw	03
204209	12351	Feed Regulating Handle Position Pin...	01
204210	11763	" " " Shaft	20

No.	Plate	Name	Each
204211	11763	Feed Regulating Handle Shaft Crank with 200078c	\$ 20
213433	11762	Feed Regulating Handle Shaft Crank Link	25
200271E	12311	Feed Regulating Handle Shaft Crank Link Hinge Screw (lower)	05
200291E	12351	Feed Regulating Handle Shaft Crank Link Hinge Screw (upper)	05
200078c	12351	Feed Regulating Handle Shaft Crank Set Screw	03
204213	12351	Feed Regulating Handle Shaft Sleeve (split)	15
200362c	12311	Feed Regulating Handle Shaft Sleeve Set Screw	03
202622	11763	Feed Regulating Handle Shaft Sleeve Washer	01
202036	12338	Feed Regulating Handle Stop Pin	01
213902	—	Feed Regulating Handle complete, Nos. 200291c, 204207, 204211 and 213433....	1 05
227307	11781	Foot Lifter Lifting Lever	20
227479	—	" " " " 227307 with 200262u	30
227353	—	Foot Lifter Lifting Lever 227479 with 227273	85
200262H	11763	Foot Lifter Lifting Lever Hinge Screw	10
227475	11781	" " " " Rod with 202302	10
227273	—	Foot Lifter Lifting Lever Rod 227475 with 206628, 227227 and 227576	55
204126	12321	Foot Lifter Lifting Lever Rod Clamp with two 200530c	20
227316	12388	Foot Lifter Lifting Lever Rod Clamp Hook	05
227576	12388	Foot Lifter Lifting Lever Rod Clamp Hook 227316 with 204126	25
200530c	12321	Foot Lifter Lifting Lever Rod Clamp Set Screw	05
202302	12321	Foot Lifter Lifting Lever Rod Cotter Pin	01
206628	12388	" " " " " Spring....	05
227227	12388	" " " " " " Col- lar with 200113F	15
200113F	12374	Foot Lifter Lifting Lever Rod Spring Col- lar Set Screw	03
*203239	—	Hook (sewing)	—
203240	12312	" 203239 with 200600F, 200616F and 203251	2 20
203290	12312	Hook and Bobbin Case complete, Nos. 203217 and 203240	3 00
203242	12344	Hook Bevel Gear, 24 teeth, with two 200383c	1 00

No.	Plate	Name	Each
200383c	12311	Hook Bevel Gear Set Screw	\$ 02
203242	12344	" " Pinion, 24 teeth, with two 200383c (2)	1 00
200383c	12311	Hook Bevel Pinion Set Screw	02
203306	11768	" Counter Shaft	45
203244	12374	" " Collar with two 200393c	20
200393c	12374	Hook Counter Shaft Collar Set Screw ..	02
203245	12344	" " Driving Gear, 41 teeth, with 200362c and 200439c	1 00
213154	—	Hook Counter Shaft Driving Gear 203245 with 200045c and 203235	1 80
200439c	12311	Hook Counter Shaft Driving Gear Posi- tion Screw	05
200362c	12311	Hook Counter Shaft Driving Gear Set Screw	03
203246	12344	Hook Counter Shaft Gear, 22 teeth, with two 200383c	75
200383c	12311	Hook Counter Shaft Gear Set Screw ...	02
202299	—	" " Oil Packing (wick)	01
200840E	12311	" " " " " "	"
		Stop Screw	10
203247	12336	Hook Driving Shaft	1 60
203248	12361	" " Bearing with 202299	20
202299	—	" " Oil Packing (wick)	01
202126	12374	Hook Driving Shaft Bearing Position Pin	01
200516E	12311	Hook Driving Shaft Bearing Screw ...	08
203249	12344	" " Bushing (eccentric).	25
202299	—	" " Oil Packing (wick)	01
200362c	12311	Hook Driving Shaft Bushing Set Screw	03
213141	11902	" " Collar with two 200393c	20
200393c	12374	Hook Driving Shaft Collar Set Screw ..	02
203251	12312	" Gib	40
200600F	12312	" " Hinge Screw	02
200616F	12312	" " Screw	02
203625	11781	" Post (inside or outside)	3 00
203638	—	" " 203625 with 200555H, 202299, 203242, 203251, 203290 and 203619	8 25
203633	—	Hook Post 203638 with 203629, 203631, 221215 and eight 200582H	9 25
203634	—	Hook Post 203638 with 203630, 203632, 221215 and eight 200582H	9 25
221516	11783	Hook Post Clamp	10
200158B	11783	" " Screw (2)	04
203630	11270	" " Cover Plate (back) (inside)	40
203629	11270	" " " " (outside)	40

No.	Plate	Name	Each
203632	11270	Hook Post Cover Plate (front) (inside)	\$ 40
203631	11270	" " " " (outside)	40
200582H	11782	" " " " Screw	02
202299	—	" " Oil Packing (wick)	01
200008c	11269	" " Screw	07
203637	11269	" " Washer	02
221215	11762	" " Slide (back or front)	40
203619	11781	" Socket	80
200555H	12312	" " Screw	05
203254	12312	" Washer	20
203636	—	Hook Post Combination (inside and out- side) complete, Nos. 203623, 203633 and 203634	22 00
231390	11781	Needle Bar (hollow)	80
204248	11782	" " Connecting Link	35
200658c	12351	" " " " Hinge Screw Stud	10
201519c	12351	Needle Bar Connecting Link Hinge Screw Stud Nut	03
204249	12374	Needle Bar Connecting Stud with 200072c and 202277	40
202277	—	Needle Bar Connecting Stud Oil Packing (wick)	01
200072c	12374	Needle Bar Connecting Stud Pinch Screw	03
213435	11782	Needle Bar Guard	25
204326	12338	" " Packing Cord (2) .. Per 100	25
200504E	12331	" " Screw Bushing (lower)....	05
231389	11794	" Holder, needles $\frac{1}{8}$ in. apart and must be set diagonally, in gauges $\frac{3}{32}$, $\frac{1}{16}$ and $\frac{1}{8}$ in., with 201030F and two 200141F	1 25
231383	11794	Needle Holder, in gauges from $\frac{3}{32}$ to $\frac{1}{2}$ in., in steps of $\frac{1}{32}$ in., with 201030F and two 200141F	1 25
231385	11935	Needle Holder, in gauges from $\frac{1}{16}$ to $\frac{3}{8}$ in., in steps of $\frac{1}{32}$ in., with 201030F and two 200141F	1 50
231386	11935	Needle Holder, in gauges from $\frac{3}{16}$ to 1 in., in steps of $\frac{1}{32}$ in., with 201030F and two 200141F	1 75
201030F	11935	Needle Holder Screw	02
200141F	12225	" Set Screw	02
204251	12361	Presser Bar (hollow) with 200074F	80
204252	12374	" " Lifter	20
200550c	12311	" " Hinge Screw	08
204253	11783	" " Lifting Bracket with 200086c	40
200086c	12374	" " " " Pinch Screw	03
204254	11783	" " " " Position Guide	30

No.	Plate	Name	Each
200362c	12311	Presser Bar Lifting Bracket Position Guide Set Screw	\$ 03
204327	—	Presser Bar Packing Washer (felt)	Per 100 25
200504E	12331	Presser Bar Screw Bushing (lower)....	05
204255	12331	" " Spring	10
200491B	12344	" " Thumb Screw (pressure regulating)	25
230795	11902	Presser Foot Hinge Pin	01
223910	—	" " Plate, for 223911	1 00
229452	—	" " " " 229453	1 00
229454	—	" " " " 229455	1 00
229456	—	" " " " 229457	1 00
229458	—	" " " " 229459	1 00
229460	—	" " " " 229461	1 00
229462	—	" " " " 229463	1 20
229464	—	" " " " 229465	1 50
200074F	12374	" " Screw	03
202923	—	" " Shank	60
229453	14034	Presser Foot (hinged) complete, 50 needle hole, needles $\frac{1}{4}$ in. apart, for needle sizes 3 to 5, in gauges $\frac{1}{16}$, $\frac{3}{16}$ and $\frac{1}{8}$ in., Nos. 202923, 229452 and 230795	1 75
223911	11789	Presser Foot (hinged) complete, 50 needle hole, for needle sizes 3 to 5, in $\frac{3}{16}$ in. gauge, Nos. 202923, 223910 and 230795	1 75
229455	11789	Presser Foot (hinged) complete, 46 needle hole, for needle sizes 5 to 7, in gauges $\frac{1}{4}$, $\frac{5}{16}$ and $\frac{3}{8}$ in. Nos. 202923, 229454 and 230795	1 75
229457	14034	Presser Foot (hinged) complete, 46 needle hole, for needle sizes 5 to 7, in gauges $\frac{3}{16}$, $\frac{1}{4}$, $\frac{5}{16}$ and $\frac{3}{8}$ in., Nos. 202923, 229456 and 230795	1 75
229459	14034	Presser Foot (hinged) complete, 46 needle hole, for needle sizes 5 to 7, in gauges $\frac{1}{4}$, $\frac{3}{8}$, $\frac{1}{2}$ and $\frac{5}{8}$ in., Nos. 202923, 229458 and 230795	1 75
229461	14034	Presser Foot (hinged) complete, 46 needle hole, for needle sizes 5 to 7, in gauges from $\frac{1}{16}$ to $\frac{1}{2}$ in., in steps of $\frac{1}{16}$ in., Nos. 202923, 229460 and 230795....	1 75
229463	14035	Presser Foot (hinged) complete, 46 needle hole, for needle sizes 5 to 7, in gauges $\frac{1}{16}$, $\frac{1}{8}$, $\frac{3}{16}$ and $\frac{1}{4}$ in., Nos. 202923, 229462 and 230795	1 95

No.	Plate	Name	Each
229465	14035	Presser Foot (hinged) complete, 46 needle hole, for needle sizes 5 to 7, in gauges from $\frac{1}{16}$ to $\frac{1}{2}$ in., in steps of $\frac{1}{16}$ in., Nos. 202923, 229464 and 230795	\$2 25
212920	—	Take-up Cam with 200335c and 200430c	1 35
203268	11768	" " 212920 with 200383c, 200658c and 201519c	1 50
203172	12351	Take-up Cam Friction Washer	05
200430c	12311	" " Position Screw	08
200383c	12311	" " " " Check Screw	02
200335c	12311	" " Set Screw	04
204553	12331	" Lever with 204265	75
206601	—	" " 204553 with 204263	90
204263	12331	" Bearing with 204264	15
204264	11782	" " Position Pin	01
200042F	12311	" " " Screw	05
204265	—	" " Oil Guard	05
201816	12351	" " Roller	12
204554	12331	Take-up Lever complete, Nos. 200042F, 201816 and 206601	1 00
202402	12349	Tension Disc	05
202090	12349	" " Position Pin	01
204555	12338	" Release Lever	10
200309E	12349	" " " Screw	04
202075	12349	" " Plunger	03
215609	—	" " Slide	18
204268	12331	" " " 215609 with 204269..	20
204269	12374	" " Spring	02
202407	12349	" Spring	05
200632B	12349	" Stud	20
200397H	12349	" " Set Screw	02
201572B	12349	" Thumb Nut	04
204271	12349	" Washer	05
204272	12349	Tension complete, Nos. 200632B, 201572B, 202075, 202407, 204271 and two 202402	50
204273	11782	Thread Controller Adjusting Collar with 200684H (for Presser Bar)	15
200684H	11782	Thread Controller Adjusting Collar Screw	04
204274	12349	Thread Controller Plate	12
200577H	12311	" " " Screw	02
202098	12349	" " Roller	05
204275	12349	" " " Guard	10
202084	12349	" " " " Washer ..	01
200300c	12349	" " " Screw	04
204276	12349	" " Spring ... (Per 100 \$1.25)	03
204333	12349	" " " Guard	08
200581H	12349	" " " " Screw	02
204277	11782	" " " Stop	15

No.	Plate	Name	Each
204278	11782	Thread Controller Spring Stop Driving Gear	\$ 10
200319c	12349	Thread Controller Spring Stop Driving Gear Hinge Screw	04
200135c	12349	Thread Controller Spring Stop Screw ..	03
204279	11782	" " " Stud with 204925	10
200366H	12349	" " " " Set Screw.	02
204925	11782	" " " " Washer ..	01
205987	12349	Thread Controller complete, Nos. 200300c, 200581H, 202084, 202098, 204274, 204275 and 204333	42
204280	12349	Thread Controller and Spring complete, Nos. 204276 and 205987	45
203313	12331	Thread Guide	10
204556	12331	" Guide	05
204281	12349	" Retainer Guide Wire	01
202091	12349	" " Sleeve	05
202092	12349	" " Spring	01
204058B	12349	" " Stud	07
200368H	12349	" " " Set Screw	02
204059	12349	Thread Retainer complete, Nos. 202091, 202092 and 204058B	15
215774	11786	Throat Plate, 50 needle hole, needles $\frac{1}{8}$ in. apart, for needle sizes 3 to 5, in gauges $\frac{35}{32}$, $\frac{31}{32}$ and $\frac{1}{8}$ in., for 212677	2 00
212688	12253	Throat Plate, 50 needle hole, for needle sizes 3 to 5, in gauges $\frac{35}{32}$, $\frac{1}{4}$ and $\frac{5}{32}$ in., for 212689	2 00
212691	12253	Throat Plate, 50 needle hole, for needle sizes 3 to 5, in gauges $\frac{35}{32}$, $\frac{3}{8}$ and $\frac{1}{2}$ in., for 212692	2 00
212613	11786	Throat Plate, 50 needle hole, for needle sizes 3 to 5, in $\frac{35}{32}$ in. gauge, for 212612	2 00
212695	12254	Throat Plate, 50 needle hole, for needle sizes 3 to 5, in gauges $\frac{5}{16}$ and $\frac{11}{32}$ in., for 212697	2 00
212730	12259	Throat Plate, 50 needle hole, for needle sizes 3 to 5, in gauges from $\frac{3}{8}$ to $\frac{11}{32}$ in., in steps of $\frac{1}{32}$ in., for 212731	2 00
212733	12259	Throat Plate, 50 needle hole, for needle sizes 3 to 5, in gauges $\frac{3}{8}$, $\frac{11}{32}$, $\frac{5}{16}$, $\frac{31}{32}$ and $\frac{1}{4}$ in., for 212734	2 00
212735	12259	Throat Plate, 50 needle hole, for needle sizes 3 to 5, in gauges $\frac{33}{32}$, $\frac{3}{8}$, $\frac{35}{32}$ and $\frac{1}{2}$ in., for 212737	2 00
212738	12260	Throat Plate, 50 needle hole, for needle sizes 3 to 5, in gauges $\frac{7}{8}$, $\frac{1}{2}$ and 1 in., for 212740	2 00
200577H	12311	Throat Plate Screw (2)	02

MACHINE No. 52 w 5

DROP FEED

For Tailoring.


In gauges from $\frac{1}{32}$ to 1 inch.

The same as Machine No. 52 w 1 with the following exceptions:

No.	Plate	Name	Each
212689	12253	Feed Dog, for 212798	\$ 1 25
212692	12253	" " " 221507	1 25
212724	12258	" " " 212723	75
212737	12259	" " " 212736	1 50
212740	12260	" " " 212739	1 50
204258	11782	Presser Bar Spring (heavy), in place of 204255	10
212798	12253	Throat Plate, 46 needle hole, for needle sizes 5 to 7, in gauges $\frac{3}{8}$ and $\frac{5}{16}$ in., for 212689	2 00
221507	12253	Throat Plate, 46 needle hole, for needle sizes 5 to 7, in gauges $\frac{3}{8}$ and $\frac{5}{16}$ in., for 212692	2 00
212723	12258	Throat Plate, 46 needle hole, for needle sizes 5 to 7, in gauges from $\frac{1}{4}$ to $\frac{1}{2}$ in., in steps of $\frac{1}{32}$ in., for 212724	1 75
212736	12259	Throat Plate, 46 needle hole, for needle sizes 5 to 7, in gauges $\frac{33}{32}$, $\frac{3}{8}$, $\frac{35}{32}$ and $\frac{1}{2}$ in., for 212737	2 00
212739	12260	Throat Plate, 46 needle hole, for needle sizes 5 to 7, in gauges $\frac{7}{8}$, $\frac{1}{2}$ and 1 in., for 212740	2 00

LIST OF PARTS COMPLETE

FOR



MACHINE No. 52 w 6

DROP FEED. ALTERNATING PRESSERS

For Tailoring.

In gauges from $\frac{1}{32}$ to 1 inch.

No.	Plate	Name	Each
*204471	—	Arm	\$ —
*204417	—	“ “ 204471 with 200439c, 202036 and 204705	—
*213434	—	Arm Base	—
200010E	11763	“ “ Screw (3)	06
202005	12374	“ “ “ Washer (3)	01
204163	12344	“ Cap	10

No.	Plate	Name	Each
200278H	12311	Arm Cap Screw	\$ 05
202248H	12351	“ “ Washer	05
200963E	12311	“ Screw (3)	06
202005	12374	“ “ Washer (3)	01
213001	11901	“ Shaft	1 85
204705	12361	“ “ Bushing (front)	35
200439c	12311	“ “ “ Position Screw	05
213432	11781	“ “ Connection with four 200054e (2)	60
200054e	12351	Arm Shaft Connection Screw	03
202299	—	“ “ Oil Packing (wick) (2)	01
204805	12336	Balance Wheel, 5 $\frac{1}{2}$ in. diam. (belt groove 3 in. diam.), with 200328c and 200335e	1 00
200062H	12311	Balance Wheel Adjusting Screw	07
200328c	12311	“ “ Position Screw	04
200335c	12311	“ “ Set Screw	04
*213436	—	Bed	—
*215687	—	“ 213436 with 203248, 203249, two each 200362c, 200516E, 200840E and 202299..	—
202258	12345	Bed Hinge Connection (2)	08
200570E	12311	“ “ “ Screw (4)	05
203208	12312	Bobbin (2)	05
203210	12312	“ Case Base with 202056, 203211 to 203213 and 203216	55
203211	12312	Bobbin Case Base Latch	05
*202056	12312	“ “ “ “ Pin	—
203212	12312	“ “ “ “ Plunger	02
203213	12312	“ “ “ “ Spring	01
203209	12312	“ “ Cap with 200984F, 203214, 203215 and two 200594F.....	25
203214	12312	Bobbin Case Tension Spring	10
200984F	12312	“ “ “ “ Regulating Screw	04
200594F	12312	Bobbin Case Tension Spring Screw	02
203215	12312	“ “ Thread Guide	05
200594F	12312	“ “ “ “ Screw	02
203216	12312	“ “ Washer (cloth) Per 100	25
203217	12312	Bobbin Case complete, Nos. 203209 and 203210	80
213746	11901	Face Plate with 200366H, 202087, 204730, two each 200368H, 202090, 204281 and three 200397H	1 10
200053c	12311	Face Plate Screw	04
204730	12331	“ “ Thread Guide	03
200397H	12349	“ “ “ “ Set Screw.....	02
213747	11901	Face Plate complete, Nos. 200577H, 202088, 203766, 204280, 213746, two each 200309E, 204059 and 204272	3 50
213426	11762	Feed Bar	50

No.	Plate	Name	Each
213425	—	Feed Bar 213426 with 200214E, 201525E and 221508	\$1 00
200214E	12331	Feed Bar Hinge Screw	12
201525E	12331	" " " " Nut	03
212677	12251	" Dog, for 215774	1 25
212689	12253	" " " 212798	1 25
212692	12253	" " " 221507	1 25
212724	12258	" " " 212723	75
212737	12259	" " " 212736	1 50
212740	12260	" " " 212739	1 50
203609	11762	" " Lever with 200098E	60
200263D	11763	" " " Hinge Screw	08
201528E	11763	" " " " " Nut	04
203622	11781	" " " Post	2 75
203623	—	" " " " 203622 with 200265E, 201525E, 203609, 203610, 203624 and two 200098E	3 50
200024C	11763	Feed Dog Lever Post Screw	04
203624	11269	" " " Retainer Washer	10
200098E	12351	" " " " " Screw ..	03
203610	11763	" " " Slide Block	15
200265E	11763	" " " " " Hinge Screw ..	06
201525E	12331	" " " " " " " " Nut	03
200098E	12351	Feed Dog Screw	03
213428	11763	" Driving Cam with 200382C and 200437C	50
213429	11762	Feed Driving Cam Fork Lever with 204195 and 204293	85
213427	11762	Feed Driving Cam Fork Lever Connection with 200668C and 201525E	35
204194	11763	Feed Driving Cam Fork Lever Connection Clamp with 200031C	45
200031C	12311	Feed Driving Cam Fork Lever Connection Clamp Pinch Screw	04
200668C	12331	Feed Driving Cam Fork Lever Connection Clamp Screw Stud	06
201525E	12331	Feed Driving Cam Fork Lever Connection Clamp Screw Stud Nut	03
200002E	12338	Feed Driving Cam Fork Lever Connection Hinge Screw	07
201522E	12338	Feed Driving Cam Fork Lever Connection Hinge Screw Nut	03
*204195	—	Feed Driving Cam Fork Lever Shaft	—
204197	11763	" " " " " " " Collar with 200113F	15
200113F	12374	Feed Driving Cam Fork Lever Shaft Collar Set Screw	03

No.	Plate	Name	Each
204293	12374	Feed Driving Cam Fork Lever Shaft Position Pin	\$ 01
204196	12351	Feed Driving Cam Fork Lever Shaft Sleeve (split)	25
200043C	12311	Feed Driving Cam Fork Lever Shaft Sleeve Set Screw	04
201524E	12338	Feed Driving Cam Fork Lever Shaft Sleeve Set Screw Nut	03
213693	11762	Feed Driving Cam Fork Lever complete, Nos. 204194 and 213429	1 30
200437C	12311	Feed Driving Cam Position Screw	06
200382C	11902	" " " Set Screw	02
204199	12336	" " Rock Shaft	35
213495	—	" " " " 204199 with 200002E, 201522E and 213427	80
202305C	12351	Feed Driving Rock Shaft Center (2) ..	06
200043C	12311	" " " " " Set Screw (2)	04
221508	11763	Feed Driving Rock Shaft Crank with two 200383C	35
200383C	12311	Feed Driving Rock Shaft Crank Set Screw	02
203235	12374	Feed Lifting Cam with 202126	75
204202	12374	" " " Fork with 200027E ..	75
200027E	12338	" " " " Pinch Screw ..	04
202126	12374	" " " Position Pin	01
200045C	12338	" " " Screw	03
203305	11762	" " Rock Shaft	30
203315	11762	" " " " 203305 with 203238	65
202305C	12351	Feed Lifting Rock Shaft Center (2)	06
200043C	12311	" " " " " Center Set Screw (2)	04
202276	12374	Feed Lifting Rock Shaft Slide Block ..	15
203238	12374	" " " " " " " 202276 with 200243E and 201531E	35
200243E	12338	Feed Lifting Rock Shaft Slide Block Hinge Screw	08
201531E	12374	Feed Lifting Rock Shaft Slide Block Hinge Screw Nut	03
204206	11782	Feed Regulating Handle	10
204207	12361	" " " 204206 with 200098E, 202622, 204208 to 204210 and 204213	55
204208	12351	Feed Regulating Handle Adjustable Stop	05
200098E	12351	Feed Regulating Handle Adjustable Stop Screw	03
204209	12351	Feed Regulating Handle Position Pin ..	01

No.	Plate	Name	Each
204210	11763	Feed Regulating Handle Shaft	\$ 20
204211	11763	“ “ “ “ Crank with 200078c	20
213433	11762	Feed Regulating Handle Shaft Crank Link	25
200271E	12311	Feed Regulating Handle Shaft Crank Link Hinge Screw (lower)	05
200291E	12351	Feed Regulating Handle Shaft Crank Link Hinge Screw (upper)	05
200078c	12351	Feed Regulating Handle Shaft Crank Set Screw	03
204213	12351	Feed Regulating Handle Shaft Sleeve (split)	15
200362c	12311	Feed Regulating Handle Shaft Sleeve Set Screw	03
202622	11763	Feed Regulating Handle Shaft Sleeve Washer	01
202036	12338	Feed Regulating Handle Stop Pin	01
213902	—	Feed Regulating Handle complete, Nos. 200291E, 204207, 204211 and 213433 ...	1 05
227307	11781	Foot Lifter Lifting Lever	20
227479	—	“ “ “ “ 227307 with 200262H	30
227353	—	Foot Lifter Lifting Lever 227479 with 227273	85
200262H	11763	Foot Lifter Lifting Lever Hinge Screw	10
227475	11781	“ “ “ “ Rod with 202302	10
227273	—	Foot Lifter Lifting Lever Rod 227475 with 206628, 227227 and 227576	55
204126	12321	Foot Lifter Lifting Lever Rod Clamp with two 200530c	20
227316	12388	Foot Lifter Lifting Lever Rod Clamp Hook	05
227576	12388	Foot Lifter Lifting Lever Rod Clamp Hook 227316 with 204126	25
200530c	12321	Foot Lifter Lifting Lever Rod Clamp Set Screw	05
202302	12321	Foot Lifter Lifting Lever Rod Cotter Pin	01
206628	12388	Foot Lifter Lifting Lever Rod Spring..	05
227227	12388	“ “ “ “ “ “ Col- lar with 200113F	15
200113F	12374	Foot Lifter Lifting Lever Rod Spring Collar Set Screw	03
*203239	—	Hook (sewing)	—
203240	12312	“ 203239 with 200600F, 200616F and 203251	2 20
203290	12312	Hook and Bobbin Case complete, Nos. 203217 and 203240	3 00

No.	Plate	Name	Each
203242	12344	Hook Bevel Gear, 24 teeth, with two 200383c	\$1 00
200383c	12311	Hook Bevel Gear Set Screw	02
203242	12344	“ “ Pinion, 24 teeth, with two 200383c (2)	1 00
200383c	12311	Hook Bevel Pinion Set Screw	02
203306	11768	“ Counter Shaft	45
203244	12374	“ “ “ Collar with two 200393c	20
200393c	12374	Hook Counter Shaft Collar Set Screw..	02
203245	12344	“ “ “ Driving Gear, 44 teeth, with 200362c and 200439c	1 00
213154	—	Hook Counter Shaft Driving Gear 203245 with 200045c and 203235	1 80
200439c	12311	Hook Counter Shaft Driving Gear Posi- tion Screw	05
200362c	12311	Hook Counter Shaft Driving Gear Set Screw	03
203246	12344	Hook Counter Shaft Gear, 22 teeth, with two 200383c	75
200383c	12311	Hook Counter Shaft Gear Set Screw...	02
202299	—	“ “ “ Oil Packing (wick)..	01
200840E	12311	“ “ “ “ “ “ Stop Screw	10
203247	12336	Hook Driving Shaft	1 60
203248	12361	“ “ “ Bearing with 202299	20
202299	—	“ “ “ “ Oil Packing (wick)	01
202126	12374	Hook Driving Shaft Bearing Position Pin	01
200516E	12311	“ “ “ “ Screw	08
203249	12344	“ “ “ Bushing (eccentric)	25
202299	—	“ “ “ “ Oil Packing (wick)	01
200362c	12311	Hook Driving Shaft Bushing Set Screw	03
213141	11902	“ “ “ Collar with two 200393c	20
200393c	12374	Hook Driving Shaft Collar Set Screw...	02
203251	12312	“ Gib	40
200600F	12312	“ “ Hinge Screw	02
200616F	12312	“ “ Screw	02
203625	11781	“ Post (inside or outside)	3 00
203638	—	“ “ 203625 with 200555H, 202299, 203242, 203254, 203290 and 203619	8 25
203633	—	Hook Post 203638 with 203629, 203631, 221215 and eight 200582H	9 25
203634	—	Hook Post 203638 with 203630, 203632, 221215 and eight 200582H	9 25
221516	11783	Hook Post Clamp	10
200158B	11783	“ “ “ Screw (2)	04

No.	Plate	Name	Each
203630	11270	Hook Post Cover Plate (back) (inside)	\$ 40
203629	11270	" " " " (outside)	40
203632	11270	" " " " (front) (inside)	40
203631	11270	" " " " (outside)	40
200582H	11782	" " " " Screw	02
202299	—	" " Oil Packing (wick)	01
200008c	11269	" " Screw	07
203637	11269	" " Washer	02
221215	11762	" " Slide (back or front)	40
203619	11781	" Socket	80
200555H	12312	" " Screw	05
203254	12312	" Washer	20
203636	—	Hook Post Combination (inside and outside) complete, Nos. 203623, 203633 and 203634	22 00
204475	11783	Lifting Lever with 200122H	1 00
208389	—	" " 204475 with 200935E, 201534E, 204478 and 206659	2 10
213004	11902	Lifting Lever Driving Crank	80
204478	11783	" " " " Link	40
200122H	12351	" " " " " Stop Screw	03
200400c	12351	Lifting Lever Driving Crank Position Screw	04
200387c	11902	Lifting Lever Driving Crank Position Screw Set Screw	02
204479	11902	Lifting Lever Driving Crank Position Screw Set Screw Packing (brass)	01
200181D	11783	Lifting Lever Stop Screw	03
204480	12374	" " Stud Lifting Bracket with 200086c and 200181D	75
208390	—	Lifting Lever Stud Lifting Bracket 204480 with 208389	2 85
200086c	12374	Lifting Lever Stud Lifting Bracket Pinch Screw	03
229640	11793	Lifting Presser Foot, 46 needle hole, needles $\frac{3}{32}$ in. apart, for needle sizes 5 to 7, in gauges $\frac{3}{32}$, $\frac{3}{16}$ and $\frac{1}{4}$ in., for 206675	1 50
229641	11793	Lifting Presser Foot, 46 needle hole, for needle sizes 5 to 7, in gauges $\frac{3}{32}$, $\frac{1}{4}$ and $\frac{5}{16}$ in., for 206671	2 00
229642	11793	Lifting Presser Foot, 46 needle hole, for needle sizes 5 to 7, in gauges $\frac{3}{16}$ and $\frac{7}{32}$ in., for 206661	2 00
229650	11793	Lifting Presser Foot, 46 needle hole, for needle sizes 5 to 7, in gauges $\frac{1}{4}$, $\frac{3}{16}$, $\frac{1}{8}$, $\frac{1}{16}$ and $\frac{3}{32}$ in., for 229651	2 00

No.	Plate	Name	Each
229652	11793	Lifting Presser Foot, 46 needle hole, for needle sizes 5 to 7, in gauges from $\frac{3}{32}$ to $\frac{1}{2}$ in., in steps of $\frac{1}{32}$ in., for 229653	\$2 50
229654	11960	Lifting Presser Foot, 46 needle hole, for needle sizes 5 to 7, in gauges from $\frac{3}{32}$ to $\frac{3}{16}$ in., in steps of $\frac{1}{32}$ in., for 229655	3 00
206683	11960	Lifting Presser Foot, 46 needle hole, for needle sizes 5 to 7, in gauges $\frac{3}{32}$, $\frac{1}{4}$, $\frac{5}{16}$, $\frac{3}{8}$ and 1 in., for 206685	3 00
200074F	12374	Lifting Presser Foot Screw	03
231390	11781	Needle Bar (hollow)	80
204484	12351	" " Connecting Link with 200188c	50
200188c	11783	Needle Bar Connecting Link Pinch Screw	02
204249	12374	" " " Stud with 200072c and 202277	40
202277	—	Needle Bar Connecting Stud Oil Packing (wick)	01
200072c	12374	Needle Bar Connecting Stud Pinch Screw	03
213435	11782	Needle Bar Guard	25
204326	12338	" " Packing Cord (2)....Per 100	25
200504E	12331	" " Screw Bushing (lower)	05
231389	11794	" Holder, needles $\frac{1}{4}$ in. apart and must be set diagonally, in gauges $\frac{3}{32}$, $\frac{1}{4}$ and $\frac{1}{2}$ in., with 201030F and two 200141F	1 00
231383	11794	Needle Holder, in gauges from $\frac{3}{32}$ to $\frac{1}{2}$ in., in steps of $\frac{1}{32}$ in., with 201030F and two 200141F	1 25
231385	11935	Needle Holder, in gauges from $\frac{1}{8}$ to $\frac{3}{4}$ in., in steps of $\frac{1}{8}$ in., with 201030F and two 200141F	1 50
231386	11935	Needle Holder, in gauges from $\frac{3}{32}$ to 1 in., in steps of $\frac{1}{32}$ in., with 201030F and two 200141F	1 75
201030F	11935	Needle Holder Screw	02
200141F	12225	" Set Screw	02
204251	12361	Presser Bar (hollow) with 200074F	80
204252	12374	" " Lifter	20
200550c	12311	" " " Hinge Screw	08
204481	12351	" " Lifting Bracket Position Guide	35
200362c	12311	Presser Bar Lifting Bracket Position Guide Set Screw	03
204327	—	Presser Bar Packing Washer (felt) Per 100	25
200504E	12331	Presser Bar Screw Bushing (lower)	05
204482	11902	" " Spring	15

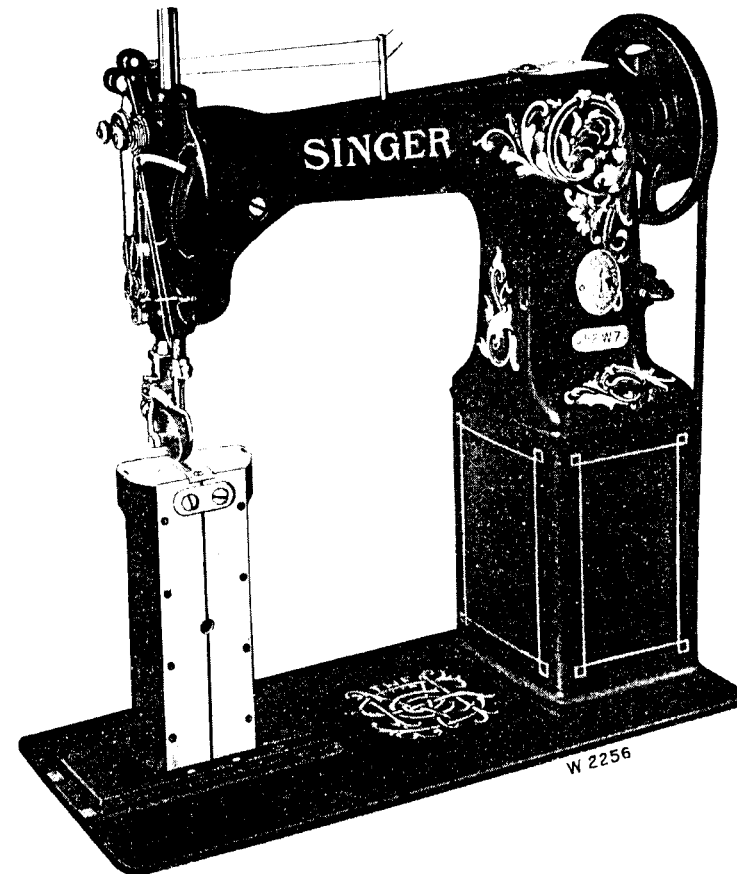
No.	Plate	Name	Each
200491B	12344	Presser Bar Thumb Screw (pressure regulating)	\$ 25
201506B	11902	Presser Bar Thumb Screw Check Nut..	06
213925	11768	Take-up Cam with 200347c, 200383c, 200387c, 200400c, 200430c and 204479..	1 75
203172	12351	Take-up Cam Friction Washer	05
200430c	12311	" " Position Screw	08
200383c	12311	" " " " Check Screw	02
200347c	12321	" " Set Screw	03
213005	12361	Take-up Cam complete, Nos. 204484, 213004 and 213925	3 00
204553	12331	Take-up Lever with 204265	75
206601	—	" " 204553 with 204263	90
204263	12331	" " Bearing with 204264	15
204264	11782	" " Position Pin	01
200042F	12311	" " Screw	05
204265	—	" " Oil Guard	05
201816	12351	" " Roller	12
204554	12331	Take-up Lever complete, Nos. 200042F, 201816 and 206601	1 00
202402	12349	Tension Disc	05
202090	12349	" " Position Pin	01
203766	11935	" Release Lever	10
200309E	12349	" " " Screw	04
202075	12349	" " Plunger	03
215609	—	" " Slide	18
204268	12331	" " " 215609 with 204269..	20
204269	12374	" " " Spring	02
202407	12349	" Spring	05
200632B	12349	" Stud	20
200397H	12349	" " Set Screw	02
201572B	12349	" Thumb Nut	04
204271	12349	" Washer	05
204272	12349	Tension complete, Nos. 200632B, 201572B, 202075, 202407, 204271 and two 202402.	50
204274	12349	Thread Controller Plate	12
200577H	12311	" " " Screw	02
202098	12349	" " Roller	05
204275	12349	" " Guard	10
202084	12349	" " " " Washer	01
200300c	12349	" " " Screw	04
204276	12349	" " Spring... (Per 100 \$1.25)	03
204333	12349	" " " Guard	08
200581H	12349	" " " " Screw	02
202087	12349	" " " Stop	03
202088	12349	" " " Stud with 204925..	10
200366H	12349	" " " " Set Screw	02
204925	11782	" " " " Washer	01

No.	Plate	Name	Each
205987	12349	Thread Controller complete, Nos. 200300c, 200581H, 202084, 202098, 204274, 204275 and 204333	\$ 42
204280	12349	Thread Controller and Spring complete, Nos. 204276 and 205987	45
203313	12331	Thread Guide	10
204556	12331	" "	05
204281	12349	" Retainer Guide Wire	01
202091	12349	" " Sleeve	05
202092	12349	" " Spring	01
204058B	12349	" " Stud	07
200368H	12349	" " " Set Screw	02
204059	12349	Thread Retainer complete, Nos. 202091, 202092 and 204058B	15
215774	11786	Throat Plate, 50 needle hole, needles $\frac{1}{4}$ in. apart, for needle sizes 3 to 5, in gauges $\frac{1}{32}$, $\frac{3}{32}$, $\frac{1}{16}$, $\frac{5}{32}$ and $\frac{3}{16}$ in., for 212677	2 00
212798	12253	Throat Plate, 46 needle hole, for needle sizes 5 to 7, in gauges $\frac{1}{4}$ and $\frac{5}{16}$ in., for 212689	2 00
221507	12253	Throat Plate, 46 needle hole, for needle sizes 5 to 7, in gauges $\frac{1}{16}$ and $\frac{5}{32}$ in., for 212692	2 00
212723	12258	Throat Plate, 46 needle hole, for needle sizes 5 to 7, in gauges from $\frac{1}{4}$ to $\frac{1}{2}$ in., in steps of $\frac{1}{32}$ in., for 212724	1 75
212736	12259	Throat Plate, 46 needle hole, for needle sizes 5 to 7, in gauges $\frac{3}{32}$, $\frac{1}{4}$, $\frac{5}{32}$ and $\frac{1}{16}$ in., for 212737	2 00
212739	12260	Throat Plate, 46 needle hole, for needle sizes 5 to 7, in gauges $\frac{1}{4}$, $\frac{1}{16}$ and 1 in., for 212740	2 00
200577H	12311	Throat Plate Screw (2).....	02
206660	—	Vibrating Presser Bar	45
206659	11902	" " " 206660 with 204493 and two 200138D	60
200935F	11935	Vibrating Presser Bar Hinge Screw	08
201534E	12374	" " " " Nut	03
229838	11902	" " " Position Stop	50
200053c	12311	" " " " " " Screw	04
204493	11902	Vibrating Presser Bar Spring	10
200138D	12374	" " " " Screw	02
206675	11839	" " Foot, for 229640	1 00
206671	11839	" " " " 229641	1 50
206661	11839	" " " " 229642	1 50
229651	11793	" " " " 229650	1 50

No.	Plate	Name	Each
229653	11793	Vibrating Presser Foot, for 229652	\$1 50
229655	11960	" " " " 229654	2 00
206685	11960	" " " " 206683	2 00
200098F	12351	" " " Screw	03
203357	11902	" " " Washer	01

LIST OF PARTS COMPLETE

FOR

**MACHINE No. 52 w 7**

DROP FEED. ROLLER PRESSER

For Vamping, Stitching in Gores, Stitching Back Stays
on Shoes, Etc.

In gauges from $\frac{3}{32}$ to $\frac{1}{16}$ inch.

No.	Plate	Name	Each
*204161	—	Arm	\$ —
*204412	—	" 204161 with 200439c, 202036 and 204705	—
*213434	—	Arm Base	—
200010E	11763	" " Screw (3)	06

No.	Plate	Name	Each
202005	12374	Arm Base Screw Washer (3)	\$ 01
204163	12344	" Cap	10
200278H	12311	" " Screw	05
202248H	12351	" " " Washer	05
200963E	12311	" Screw (3)	06
202005	12374	" " Washer (3)	01
203202	12336	" Shaft	1 75
204705	12361	" " Bushing (front)	35
200439C	12311	" " " Position Screw	05
213432	11781	" " Connection with four 200054E (2)	60
200054E	12351	Arm Shaft Connection Screw	03
202299	—	" " Oil Packing (wick) (2)	01
204805	12336	Balance Wheel, 5 1/2 in. diam. (belt groove 3 in. diam.), with 200328c and 200335c	1 00
200062H	12311	Balance Wheel Adjusting Screw	07
200328c	12311	" " Position Screw	04
200335c	12311	" " Set Screw	04
*213436	—	Bed	—
*215687	—	" 213436 with 203248, 203249, two each 200362c, 200516E, 200840E and 202299	—
202258	12345	Bed Hinge Connection (2)	08
200570E	12311	" " " Screw (4)	05
203208	12312	Bobbin (2)	05
203210	12312	" Case Base with 202056, 203211 to 203213 and 203216	55
203211	12312	Bobbin Case Base Latch	05
*202056	12312	" " " " Pin	—
203212	12312	" " " " Plunger	02
203213	12312	" " " " Spring	01
203209	12312	" " Cap with 200984E, 203214, 203215 and two 200594E	25
203214	12312	Bobbin Case Tension Spring	10
200984E	12312	" " " " Regulating Screw	04
200594E	12312	Bobbin Case Tension Spring Screw	02
203215	12312	" " Thread Guide	05
200594E	12312	" " " " Screw	02
203216	12312	" " Washer (cloth) Per 100	25
203217	12312	Bobbin Case complete, Nos. 203209 and 203210	80
204533	12336	Face Plate with 200366H, 204730, two each 200368H, 202090, 204281 and three 200397H	1 10
200053c	12311	Face Plate Screw	04
204730	12331	" " Thread Guide	03
200397H	12349	" " " " Set Screw	02

No.	Plate	Name	Each
204534	11781	Face Plate complete, Nos. 200113E, 200135c, 200319c, 200577H, 204277 to 204280, 204330, 204533, 204555, two each 200309E, 204059 and 204272	\$3 70
213426	11762	Feed Bar	50
213425	—	" " 213426 with 200214E, 201525E and 221508	1 00
200214E	12331	Feed Bar Hinge Screw	12
201525E	12331	" " " Nut	03
212777	12266	" Dog, for 212776	75
203609	11762	" " Lever with 200098E	60
200263D	11763	" " " Hinge Screw	08
201528E	11763	" " " " " Nut	04
203622	11781	" " " Post	2 75
203623	—	" " " " 203622 with 200265E, 201525E, 203609, 203610, 203624 and two 200098E	3 50
200024c	11763	Feed Dog Lever Post Screw	04
203624	11269	" " " Retainer Washer	10
200098E	12351	" " " " " Screw	03
203610	11763	" " " Slide Block	15
200265E	11763	" " " " " Hinge Screw	06
201525E	12331	" " " " " " Nut	03
200098E	12351	Feed Dog Screw	03
213428	11763	" Driving Cam with 200382c and 200437c	50
213429	11762	Feed Driving Cam Fork Lever with 204195 and 204293	85
213427	11762	Feed Driving Cam Fork Lever Conne- ction with 200668c and 201525E	35
204194	11763	Feed Driving Cam Fork Lever Conne- ction Clamp with 200031c	45
200031c	12311	Feed Driving Cam Fork Lever Conne- ction Clamp Pinch Screw	04
200668c	12331	Feed Driving Cam Fork Lever Conne- ction Clamp Screw Stud	06
201525E	12331	Feed Driving Cam Fork Lever Conne- ction Clamp Screw Stud Nut	03
200002E	12338	Feed Driving Cam Fork Lever Conne- ction Hinge Screw	07
201522E	12338	Feed Driving Cam Fork Lever Conne- ction Hinge Screw Nut	03
*204195	—	Feed Driving Cam Fork Lever Shaft	—
204197	11763	" " " " " " Col- lar with 200113E	15
200113E	12374	Feed Driving Cam Fork Lever Shaft Col- lar Set Screw	03
204293	12374	Feed Driving Cam Fork Lever Shaft Position Pin	01

No.	Plate	Name	Each
204196	12351	Feed Driving Cam Fork Lever Shaft Sleeve (split)	\$ 25
200043c	12311	Feed Driving Cam Fork Lever Shaft Sleeve Set Screw	04
201524E	12338	Feed Driving Cam Fork Lever Shaft Sleeve Set Screw Nut	03
213693	11762	Feed Driving Cam Fork Lever complete, Nos. 204194 and 213429	1 30
200437c	12311	Feed Driving Cam Position Screw	06
200382c	11902	" " " Set Screw	02
204199	12336	" " Rock Shaft	35
213495	—	" " " " 204199 with 200002E, 201522E and 213427	80
202305c	12351	Feed Driving Rock Shaft Center (2)	06
200043c	12311	" " " " " Set Screw (2)	04
221508	11763	Feed Driving Rock Shaft Crank with two 200383c	35
200383c	12311	Feed Driving Rock Shaft Crank Set Screw	02
213007	11763	Feed Lifting Cam with 202126	75
204202	12374	" " " Fork with 200027E	75
200027E	12338	" " " " Pinch Screw	04
202126	12374	" " " Position Pin	01
200045c	12338	" " " Screw	03
203305	11762	" " Rock Shaft	30
203315	11762	" " " " 203305 with 203238	65
202305c	12351	Feed Lifting Rock Shaft Center (2)	06
200043c	12311	" " " " " Set Screw (2)	04
202276	12374	Feed Lifting Rock Shaft Slide Block	15
203238	12374	" " " " " " 202276 with 200243E and 201531E	35
200243E	12338	Feed Lifting Rock Shaft Slide Block Hinge Screw	08
201531E	12374	Feed Lifting Rock Shaft Slide Block Hinge Screw Nut	03
204206	11782	Feed Regulating Handle	10
204207	12361	" " " 204206 with 200098E, 202622, 204208 to 204210 and 204213	55
204208	12351	Feed Regulating Handle Adjustable Stop	05
200098E	12351	" " " " " Screw	03
204209	12351	Feed Regulating Handle Position Pin	01
204210	11763	" " " Shaft	20
204211	11763	" " " " Crank with 200078c	20

No.	Plate	Name	Each
213433	11762	Feed Regulating Handle Shaft Crank Link	\$ 25
200271E	12311	Feed Regulating Handle Shaft Crank Link Hinge Screw (lower)	05
200291E	12351	Feed Regulating Handle Shaft Crank Link Hinge Screw (upper)	05
200078c	12351	Feed Regulating Handle Shaft Crank Set Screw	03
204213	12351	Feed Regulating Handle Shaft Sleeve (split)	15
200362c	12311	Feed Regulating Handle Shaft Sleeve Set Screw	03
202622	11763	Feed Regulating Handle Shaft Sleeve Washer	01
202036	12338	Feed Regulating Handle Stop Pin	01
213902	—	Feed Regulating Handle complete, Nos. 200291E, 204207, 204211 and 213433	1 05
227307	11781	Foot Lifter Lifting Lever	20
227479	—	" " " " 227307 with 200262II	30
227353	—	Foot Lifter Lifting Lever 227479 with 227273	85
200262II	11763	Foot Lifter Lifting Lever Hinge Screw	10
227475	11781	" " " " Rod with 202302	10
227273	—	Foot Lifter Lifting Lever Rod 227475 with 206628, 227227 and 227576	55
204126	12321	Foot Lifter Lifting Lever Rod Clamp with two 200530c	20
227316	12388	Foot Lifter Lifting Lever Rod Clamp Hook	05
227576	12388	Foot Lifter Lifting Lever Rod Clamp Hook 227316 with 204126	25
200530c	12321	Foot Lifter Lifting Lever Rod Clamp Set Screw	05
202302	12321	Foot Lifter Lifting Lever Rod Cotter Pin	01
206628	12388	Foot Lifter Lifting Lever Rod Spring	05
227227	12388	" " " " " " Collar with 200113E	15
200113E	12374	Foot Lifter Lifting Lever Rod Spring Collar Set Screw	03
*203463	—	Hook (sewing)	—
203464	11241	" 203463 with 200600E, 200616E and 203251	2 20
203465	11241	Hook and Bobbin Case complete, Nos. 203217 and 203464	3 00
203242	12344	Hook Bevel Gear, 24 teeth, with two 200383c	1 00

No.	Plate	Name	Each
202092	12349	Thread Retainer Spring	\$ 01
204058B	12349	" " Stud	07
200368H	12349	" " " Set Screw	02
204059	12349	Thread Retainer complete, Nos. 202091, 202092 and 204058B	15
212776	12266	Throat Plate, 53 elongated needle hole, needles $\frac{3}{32}$ in. apart, for needle sizes 3 to 4, in gauges $\frac{3}{32}$, $\frac{1}{8}$ and $\frac{1}{16}$ in., for 212777	2 00
200577H	12311	Throat Plate Screw (2)	02

LIST OF PARTS COMPLETE

FOR

MACHINE No. 52 w 8

DROP FEED. ROLLER PRESSER.

For Vamping.

In gauges from $\frac{3}{32}$ to $\frac{1}{4}$ inch.

No.	Plate	Name	Each
*204161	—	Arm	\$ —
*204412	—	" 204161 with 200439c, 202036 and 204705	—
*213434	—	Arm Base	—
200010E	11763	" " Screw (3)	06
202005	12374	" " " Washer (3)	01
204163	12344	" Cap	10
200278H	12311	" " Screw	05
202248H	12351	" " " Washer	05
200963E	12311	" Screw (3)	06
202005	12374	" " Washer (3)	01
203202	12336	" Shaft	1 75
204705	12361	" " Bushing (front)	35
200439c	12311	" " " Position Screw	05
213432	11781	" " Connection with four 200054E (2)	60
200054E	12351	Arm Shaft Connection Screw	03
202299	—	" " Oil Packing (wick) (2)	01
204805	12336	Balance Wheel $5\frac{1}{4}$ in. diam. (belt groove 3 in. diam.) with 200328c and 200335c	1 00
200062H	12311	Balance Wheel Adjusting Screw	07
200328c	12311	" " Position Screw	04
200335c	12311	" " Set Screw	04
*213436	—	Bed	—
*215687	—	" 213436 with 203248, 203249, two each 200362c, 200516e, 200840e and 202299	—
202258	12345	Bed Hinge Connection (2)	08
200570E	12311	" " " Screw (4)	05
203208	12312	Bobbin (2)	05
203210	12312	" Case Base with 202056, 203211 to 203213 and 203216	55
203211	12312	Bobbin Case Base Latch	05
*202056	12312	" " " " Pin	—
203212	12312	" " " " Plunger	02

No.	Plate	Name	Each
202305c	12351	Feed Lifting Rock Shaft Center (2)	\$ 06
200043c	12311	" " " " " Set Screw	
		(2)	04
202276	12374	Feed Lifting Rock Shaft Slide Block	15
203238	12374	" " " " " "	
		202276 with 200243E and 201531E	35
200243E	12338	Feed Lifting Rock Shaft Slide Block	
		Hinge Screw	08
201531E	12374	Feed Lifting Rock Shaft Slide Block	
		Hinge Screw Nut	03
204206	11782	Feed Regulating Handle	10
204207	12361	" " " 204206 with	
		200098E, 202622, 204208 to 204210 and	
		204213	55
204208	12351	Feed Regulating Handle Adjustable Stop	05
200098E	12351	" " " " "	
		Screw	03
204209	12351	Feed Regulating Handle Position Pin...	01
204210	11763	" " " Shaft	20
204211	11763	" " " " Crank with	
		200078c	20
213433	11762	Feed Regulating Handle Shaft Crank	
		Link	25
200271E	12311	Feed Regulating Handle Shaft Crank	
		Link Hinge Screw (lower)	05
200291E	12351	Feed Regulating Handle Shaft Crank	
		Link Hinge Screw (upper)	05
200078c	12351	Feed Regulating Handle Shaft Crank	
		Set Screw	03
204213	12351	Feed Regulating Handle Shaft Sleeve	
		(split)	15
200362c	12311	Feed Regulating Handle Shaft Sleeve Set	
		Screw	03
202622	11763	Feed Regulating Handle Shaft Sleeve	
		Washer	01
202036	12338	Feed Regulating Handle Stop Pin	01
213902	---	Feed Regulating Handle complete, Nos.	
		200291E, 204207, 204211 and 213433....	1 05
227307	11781	Foot Lifter Lifting Lever	20
227479	---	" " " " 227307 with	
		200262E	30
227353	---	Foot Lifter Lifting Lever 227479 with	
		227273	85
200262E	11763	Foot Lifter Lifting Lever Hinge Screw..	10
227475	11781	" " " " Rod with 202302	10
227273	---	" " " " " 227475 with	
		206628, 227227 and 227576	55
204126	12321	Foot Lifter Lifting Lever Rod Clamp	
		with two 200530c	20

No.	Plate	Name	Each
227316	12388	Foot Lifter Lifting Lever Rod Clamp	
		Hook	\$ 05
227576	12388	Foot Lifter Lifting Lever Rod Clamp	
		Hook 227316 with 204126	25
200530c	12321	Foot Lifter Lifting Lever Rod Clamp	
		Set Screw	05
202302	12321	Foot Lifter Lifting Lever Rod Cotter	
		Pin	01
206628	12388	Foot Lifter Lifting Lever Rod Spring....	05
227227	12388	" " " " " " Col-	
		lar with 200113E	15
200113E	12374	Foot Lifter Lifting Lever Rod Spring Col-	
		lar Set Screw	03
*203463	---	Hook (sewing)	---
203464	11241	" 203463 with 200600E, 200616E and	
		203251	2 20
203465	11241	Hook and Bobbin Case complete, Nos.	
		203217 and 203464	3 00
203242	12344	Hook Bevel Gear, 24 teeth, with two	
		200383c	1 00
200383c	12311	Hook Bevel Gear Set Screw	02
203242	12344	" " Pinion, 24 teeth, with two	
		200383c (2)	1 00
200383c	12311	Hook Bevel Pinion Set Screw	02
203306	11768	" Counter Shaft	45
203244	12374	" " " Collar with two	
		200393c	20
200393c	12374	Hook Counter Shaft Collar Set Screw..	02
203245	12344	" " " Driving Gear, 44 teeth,	
		with 200362c and 200439c	1 00
213157	---	Hook Counter Shaft Driving Gear 203245	
		with 200045c and 213007	1 80
200439c	12311	Hook Counter Shaft Driving Gear Posi-	
		tion Screw	05
200362c	12311	Hook Counter Shaft Driving Gear Set	
		Screw	03
203246	12344	Hook Counter Shaft Gear, 22 teeth, with	
		two 200383c	75
200383c	12311	Hook Counter Shaft Gear Set Screw....	02
202299	---	" " " Oil Packing (wick)	01
200840E	12311	" " " " "	
		Stop Screw	10
203247	12336	Hook Driving Shaft	1 60
203248	12361	" " " Bearing with 202299.	20
202299	---	" " " " Oil Packing	
		(wick)	01
202126	12374	Hook Driving Shaft Bearing Position Pin	01
200516E	12311	" " " " Screw	08
203249	12344	" " " Bushing (eccentric)	25

No.	Plate	Name	Each
229330	14309	Roller Presser Needle Guard (back), in $\frac{3}{8}$ in. gauge	\$ 50
229331	14309	Roller Presser Needle Guard (back) in $\frac{1}{4}$ in. gauge	50
229332	14309	Roller Presser Needle Guard (back) in $\frac{5}{8}$ in. gauge	50
229347	11794	Roller Presser Needle Guard (back) in $\frac{3}{8}$ in. gauge with 200134c	1 25
229334	14309	Roller Presser Needle Guard (back) in $\frac{7}{8}$ in. gauge with 200134c	1 25
229335	14309	Roller Presser Needle Guard (back) in $\frac{1}{4}$ in. gauge with 200134c	1 25
200159F	14307	Roller Presser Needle Guard (back) Clamp Screw	04
226220	14307	Roller Presser Needle Guard (back) Clamp Screw Washer	01
200134c	14307	Roller Presser Needle Guard (back) Screw	02
229346	14308	Roller Presser and Bar complete, in $\frac{3}{8}$ in. gauge, Nos. 200082D, 200675c, 202558, 204495, 204567, 229330, 229341, 229371, 229744, 229745 and two 200141F	3 00
229950	—	Roller Presser and Bar complete, in $\frac{1}{4}$ in. gauge, Nos 200082D, 200675c, 202558, 202760, 204495, 204567, 229331, 229341, 229371 and two 200141F	2 75
229951	—	Roller Presser and Bar complete, in $\frac{5}{8}$ in. gauge, Nos 200082D, 200675c, 202558, 202760, 204495, 204567, 229332, 229341, 229371, 229744 and two 200141F	2 75
229952	—	Roller Presser and Bar complete, in $\frac{3}{8}$ in. gauge, Nos. 200077D, 200675c, 202558, 202760, 204495, 204567, 229341, 229347, 229371, 229745 and two 200141F	3 50
229953	—	Roller Presser and Bar complete, in $\frac{7}{8}$ in. gauge, Nos 200077D, 200675c, 202558, 202760, 204495, 204567, 229334, 229341, 229371, 229744, 229745 and two 200141F	3 50
229954	—	Roller Presser and Bar complete, in $\frac{1}{4}$ in. gauge, Nos 200064D, 200675c, 202558, 204495, 204567, 229335, 229341, 229371, two each 200141F and 202760	3 50
213006	11768	Take-up Cam with 200335c, 200383c, 200430c, 200658c and 201519c	1 50
203172	12351	Take-up Cam Friction Washer	05
200430c	12311	" " Position Screw	08
200383c	12311	" " " " Check Screw	02
200335c	12311	" " Set Screw	04
203311	11782	" Lever with 204265	75
221454	—	" " 203311 with 204263	90

No.	Plate	Name	Each
204263	12331	Take-up Lever Bearing with 204264	\$ 15
204264	11782	" " " Position Pin	01
200042F	12311	" " " Screw	05
204265	—	" " Oil Guard	05
201816	12351	" " Roller	12
203312	—	Take-up Lever complete, Nos. 200042F, 201816 and 221454	1 00
202402	12349	Tension Disc	05
202090	12349	" " Position Pin	01
204555	12338	" Release Lever	10
200309E	12349	" " " Screw	04
202075	12349	" " Plunger	03
215609	—	" " Slide	18
204268	12331	" " " 215609 with 204269	20
204269	12374	" " " Spring	02
202407	12349	" Spring	05
200632B	12349	" Stud	20
200397H	12349	" " Set Screw	02
201572B	12349	" Thumb Nut	04
204271	12349	" Washer	05
204272	12349	Tension complete, Nos. 200632B, 201572B, 202075, 202407, 204271 and two 202402	50
204273	11782	Thread Controller Adjusting Collar with 200684H (for Presser Bar)	15
200684H	11782	Thread Controller Adjusting Collar Screw	04
204274	12349	Thread Controller Plate	12
200577H	12311	" " " Screw	02
202098	12349	" " Roller	05
204275	12349	" " " Guard	10
202084	12349	" " " " Washer	01
200300c	12349	" " " Screw	04
204276	12349	" " Spring (Per 100 \$1.25)	03
204333	12349	" " " Guard	08
200581H	12349	" " " " Screw	02
204277	11782	" " " Stop	15
204278	11782	" " " " Driving Gear	10
200319c	12349	" " " " " " " "	
		Hinge Screw	04
200135c	12349	Thread Controller Spring Stop Screw	03
204279	11782	" " " Stud with 204925	10
200366H	12349	" " " " Set Screw	02
204925	11782	" " " " Washer	01
205987	12349	Thread Controller complete, Nos. 200300c, 200581H, 202084, 202098, 204274, 204275 and 204333	42
204280	12349	Thread Controller and Spring complete, Nos. 204276 and 205987	45
203313	12331	Thread Guide	10
204556	12331	" " "	05

No.	Plate	Name	Each
204329	---	Thread Oiler (felt)	\$ 01
204330	12225	" " Bracket with 204329	25
200113F	12374	" " " Screw	03
204281	12349	" Retainer Guide Wire	01
202091	12349	" " Sleeve	05
202092	12349	" " Spring	01
204058B	12349	" " Stud	07
200368H	12349	" " " Set Screw	02
204059	12349	Thread Retainer complete, Nos. 202091, 202092 and 204058H	15
212874	11787	Throat Plate, 50 needle hole, for needle sizes 3 to 5, in $\frac{3}{32}$ in. gauge, for 212875	2 00
212876	11787	Throat Plate, 50 needle hole, for needle sizes 3 to 5, in $\frac{1}{8}$ in. gauge, for 212877	2 00
212788	12268	Throat Plate, 50 needle hole, for needle sizes 3 to 5, in $\frac{3}{16}$ in. gauge, for 212789	1 75
212790	12268	Throat Plate, 50 needle hole, for needle sizes 3 to 5, in $\frac{5}{16}$ in. gauge, for 212791	1 75
212792	12268	Throat Plate, 50 needle hole, for needle sizes 3 to 5, in $\frac{1}{4}$ in. gauge, for 212793	1 75
200577H	12311	Throat Plate Screw (2)	02

LIST OF PARTS COMPLETE

FOR

MACHINE No. 52 w 10

DROP FEED. ALTERNATING PRESSERS.

For Leather.

In gauges from $\frac{1}{32}$ to 1 inch.

No.	Plate	Name	Each
*204471	---	Arm	\$ ---
*204417	---	" 204471 with 200439c, 202036 and 204705	---
*213434	---	Arm Base	---
200010E	11763	" " Screw (3)	06
202005	12374	" " Washer (3)	01
204163	12344	" Cap	10
200278H	12311	" " Screw	05
202248H	12351	" " " Washer	05
200963E	12311	" Screw (3)	06
202005	12374	" " Washer (3)	01
213001	11901	" Shaft	1 85
204705	12361	" " Bushing (front)	35
200439c	12311	" " " Position Screw	05
213432	11781	" " Connection with four 200054E (2)	60
200054E	12351	Arm Shaft Connection Screw	03
202299	---	" " Oil Packing (wick) (2)	01
204805	12336	Balance Wheel, 5 $\frac{1}{2}$ in. diam. (belt groove 3 in. diam.), with 200328c and 200335c	1 00
200062H	12311	Balance Wheel Adjusting Screw	07
200328c	12311	" " Position Screw	04
200335c	12311	" " Set Screw	04
*213436	---	Bed	---
*215687	---	" 213436 with 203248, 203249, two each 200362c, 200516E, 200840E and 202299	---
202258	12345	Bed Hinge Connection (2)	08
200570E	12311	" " " Screw (4)	05
203208	12312	Bobbin (2)	05
203210	12312	" Case Base with 202056, 203211 to 203213 and 203216	55
203211	12312	Bobbin Case Base Latch	05
*202056	12312	" " " " Pin	---
203212	12312	" " " " Plunger	02

No.	Plate	Name	Each
203213	12312	Bobbin Case Base Latch Spring	\$ 01
203209	12312	" " Cap with 200984F, 203214, 203215 and two 200594F	25
203214	12312	Bobbin Case Tension Spring	10
200984F	12312	" " " " Regulating Screw	04
200594F	12312	Bobbin Case Tension Spring Screw.....	02
203215	12312	" " Thread Guide	05
200594F	12312	" " " " Screw	02
203216	12312	" " Washer (cloth)..... Per 100	25
203217	12312	Bobbin Case complete, Nos. 203209 and 203210	80
213746	11901	Face Plate with 200366H, 202087, 204730, two each 200368H, 202090, 204281 and three 200397H	1 10
200053c	12311	Face Plate Screw	04
204730	12331	" " Thread Guide	03
200397H	12349	" " " " Set Screw	02
213747	11901	Face Plate complete, Nos. 200577H, 202088, 203766, 204280, 213716, two each 200309E, 204059 and 204272	3 50
213426	11762	Feed Bar	50
213425	—	" " 213426 with 200214E, 201525E and 221508	1 00
200214E	12331	Feed Bar Hinge Screw	12
201525E	12331	" " " " Nut	03
212777	12266	" Dog, for 212776	75
212683	12267	" " " 212783	1 00
212785	12267	" " " 212784	75
212787	12267	" " " 212786	75
212789	12268	" " " 212788	1 00
212791	12268	" " " 212790	1 00
212793	12268	" " " 212792	1 00
212731	12259	" " " 212859	1 00
203609	11762	" " Lever with 200098E	60
200263D	11763	" " " Hinge Screw	08
201528E	11763	" " " " " Nut	04
203622	11781	" " " Post	2 75
203623	—	" " " " 203622 with 200265E, 201525E, 203609, 203610, 203624 and two 200098F	3 50
200024c	11763	Feed Dog Lever Post Screw	04
203624	11269	" " " Retainer Washer	10
200098F	12351	" " " " " Screw ..	03
203610	11763	" " " Slide Block	15
200265E	11763	" " " " " Hinge Screw	06
201525E	12331	" " " " " " " "	03
200098E	12351	Feed Dog Screw	03

No.	Plate	Name	Each
213428	11763	Feed Driving Cam with 200382c and 200437c	\$ 50
213429	11762	Feed Driving Cam Fork Lever with 204195 and 204293	85
213427	11762	Feed Driving Cam Fork Lever Connec- tion with 200668c and 201525E	35
204194	11763	Feed Driving Cam Fork Lever Connec- tion Clamp with 200031c	45
200031c	12311	Feed Driving Cam Fork Lever Connec- tion Clamp Pinch Screw	04
200668c	12331	Feed Driving Cam Fork Lever Connec- tion Clamp Screw Stud	06
201525E	12331	Feed Driving Cam Fork Lever Connec- tion Clamp Screw Stud Nut	03
200002E	12338	Feed Driving Cam Fork Lever Connec- tion Hinge Screw	07
201522E	12338	Feed Driving Cam Fork Lever Connec- tion Hinge Screw Nut	03
*204195	—	Feed Driving Cam Fork Lever Shaft....	—
204197	11763	" " " " " " Col- lar with 200113F	15
200113F	12374	Feed Driving Cam Fork Lever Shaft Col- lar Set Screw	03
204293	12374	Feed Driving Cam Fork Lever Shaft Position Pin	01
204196	12351	Feed Driving Cam Fork Lever Shaft Sleeve (split)	25
200043c	12311	Feed Driving Cam Fork Lever Shaft Sleeve Set Screw	04
201524E	12338	Feed Driving Cam Fork Lever Shaft Sleeve Set Screw Nut	03
213693	11762	Feed Driving Cam Fork Lever complete, Nos. 204194 and 213429	1 30
200437c	12311	Feed Driving Cam Position Screw.....	06
200382c	11902	" " " Set Screw	02
204199	12336	" " Rock Shaft	35
213495	—	" " " " 204199 with 200002E, 201522E and 213427	80
202305c	12351	Feed Driving Rock Shaft Center (2)....	06
200043c	12311	" " " " " Set Screw (2)	04
221508	11763	Feed Driving Rock Shaft Crank with two 200383c	35
200383c	12311	Feed Driving Rock Shaft Crank Set Screw	02
213007	11763	Feed Lifting Cam with 202126	75
204202	12374	" " " Fork with 200027E.....	75
200027E	12338	" " " " Pinch Screw.....	04
202126	12374	" " " Position Pin	01
200045c	12338	" " " Screw	03

No.	Plate	Name	Each
203305	11762	Feed Lifting Rock Shaft	\$ 30
203315	11762	" " " " 203305 with 203238	65
202305c	12351	Feed Lifting Rock Shaft Center (2)....	06
200043c	12311	" " " " " Set Screw (2)	04
202276	12374	Feed Lifting Rock Shaft Slide Block	15
203238	12374	" " " " " " "	
		202276 with 200243E and 201531E.....	35
200243E	12338	Feed Lifting Rock Shaft Slide Block Hinge Screw	08
201531E	12374	Feed Lifting Rock Shaft Slide Block Hinge Screw Nut	03
204206	11782	Feed Regulating Handle	10
204207	12361	" " " " 204206 with 200098E, 202622, 204208 to 204210 and 204213	55
204208	12351	Feed Regulating Handle Adjustable Stop	05
200098E	12351	" " " " " " Screw	03
204209	12351	Feed Regulating Handle Position Pin..	01
204210	11763	" " " " Shaft	20
204211	11763	" " " " Crank with 200078c	20
213433	11762	Feed Regulating Handle Shaft Crank Link	25
200271E	12311	Feed Regulating Handle Shaft Crank Link Hinge Screw (lower)	05
200291E	12351	Feed Regulating Handle Shaft Crank Link Hinge Screw (upper)	05
200078c	12351	Feed Regulating Handle Shaft Crank Set Screw	03
204213	12351	Feed Regulating Handle Shaft Sleeve (split)	15
200362c	12311	Feed Regulating Handle Shaft Sleeve Set Screw	03
202622	11763	Feed Regulating Handle Shaft Sleeve Washer	01
202036	12338	Feed Regulating Handle Stop Pin	01
213902	—	Feed Regulating Handle complete, Nos. 200291E, 204207, 204211 and 213433 ...	1 05
227307	11781	Foot Lifter Lifting Lever	20
227479	—	" " " " 227307 with 200262H	30
227353	—	Foot Lifter Lifting Lever 227479 with 227273	85
200262H	11763	Foot Lifter Lifting Lever Hinge Screw	10
227475	11781	" " " " Rod with 202302	10

No.	Plate	Name	Each
227273	—	Foot Lifter Lifting Lever Rod 227475 with 206628, 227227 and 227576.....	\$ 55
204126	12321	Foot Lifter Lifting Lever Rod Clamp with two 200530c	20
227316	12388	Foot Lifter Lifting Lever Rod Clamp Hook	05
227576	12388	Foot Lifter Lifting Lever Rod Clamp Hook 227316 with 204126	25
200530c	12321	Foot Lifter Lifting Lever Rod Clamp Set Screw	05
202302	12321	Foot Lifter Lifting Lever Rod Cotter Pin	01
206628	12388	Foot Lifter Lifting Lever Rod Spring	05
227227	12388	" " " " " " Collar with 200113E	15
200113E	12374	Foot Lifter Lifting Lever Rod Spring Collar Set Screw	03
*203463	—	Hook (sewing)	—
203464	11241	" 203463 with 200600E, 200616E and 203251	2 20
203465	11241	Hook and Bobbin Case complete, Nos. 203217 and 203464	3 00
203242	12344	Hook Bevel Gear, 24 teeth, with two 200383c	1 00
200383c	12311	Hook Bevel Gear Set Screw	02
203242	12344	" " Pinion, 24 teeth, with two 200383c (2)	1 00
200383c	12311	Hook Bevel Pinion Set Screw	02
203306	11768	" Counter Shaft	45
203244	12374	" " " Collar with two 200393c	20
200393c	12374	Hook Counter Shaft Collar Set Screw ..	02
203245	12344	" " " Driving Gear, 44 teeth, with 200362c and 200439c	1 00
213157	—	Hook Counter Shaft Driving Gear 203245 with 200045c and 213007	1 80
200439c	12311	Hook Counter Shaft Driving Gear Posi- tion Screw	05
200362c	12311	Hook Counter Shaft Driving Gear Set Screw	03
203246	12344	Hook Counter Shaft Gear, 22 teeth, with two 200383c	75
200383c	12311	Hook Counter Shaft Gear Set Screw ...	02
202299	—	" " " Oil Packing (wick)	01
200840E	12311	" " " " " " Stop Screw	10
203247	12336	Hook Driving Shaft	1 60
203248	12361	" " " Bearing with 202299	20
202299	—	" " " " Oil Packing (wick)	01

No.	Plate	Name	Each
202126	12374	Hook Driving Shaft Bearing Position Pin	\$ 01
200516F	12311	Hook Driving Shaft Bearing Screw	08
203249	12344	" " " Bushing (eccentric)	25
202299	—	" " " " Oil Packing (wick)	01
200362c	12311	Hook Driving Shaft Bushing Set Screw	03
213141	11902	" " " Collar with two 200393c	20
200393c	12374	Hook Driving Shaft Collar Set Screw	02
203251	12312	" Gib	40
200600F	12312	" " Hinge Screw	02
200616F	12312	" " Screw	02
203625	11781	" Post (inside or outside)	3 00
203643	—	Hook Post 203625 with 200555H, 202299, 203242, 203465, 203619 and 203718	8 25
203644	—	Hook Post 203643 with 203629, 203631, 221215 and eight 200582H	9 25
203645	—	Hook Post 203643 with 203630, 203632, 221215 and eight 200582H	9 25
221516	11783	Hook Post Clamp	10
200158B	11783	" " " Screw (2)	04
203630	11270	" " Cover Plate (back) (inside)	40
203629	11270	" " " " (outside)	40
203632	11270	" " " " (front) (inside)	40
203631	11270	" " " " (outside)	40
200582H	11782	" " " " Screw	02
202299	—	" " Oil Packing (wick)	01
200008c	11269	" " Screw	07
203637	11269	" " Washer	02
221215	11762	" " Slide (back or front)	40
203619	11781	" Socket	80
200555H	12312	" " Screw	05
203718	11241	" Washer	20
203647	—	Hook Post Combination (inside and outside) complete, Nos. 203623, 203644 and 203645	22 00
204475	11783	Lifting Lever with 200122H	1 00
208389	—	" " 204475 with 200935F, 201534F, 204478 and 206659	2 10
213004	11902	Lifting Lever Driving Crank	80
204478	11783	" " " " Link	40
200122H	12351	" " " " " " Stop Screw	03
200400c	12351	Lifting Lever Driving Crank Position Screw	04
200387c	11902	Lifting Lever Driving Crank Position Screw Set Screw	02
204479	11902	Lifting Lever Driving Crank Position Screw Set Screw Packing (brass)	01

No.	Plate	Name	Each
200181D	11783	Lifting Lever Stop Screw	\$ 03
204480	12374	" " Stud Lifting Bracket with 200086c and 200181D	75
208390	—	Lifting Lever Stud Lifting Bracket 204480 with 208389	2 85
200086c	12374	Lifting Lever Stud Lifting Bracket Pinch Screw	03
206658	—	Lifting Presser Foot, 46 needle hole, needles $\frac{3}{8}$ in. apart, for needle sizes 5 to 7, in gauges $\frac{3}{32}$, $\frac{1}{8}$ and $\frac{1}{4}$ in., for 206678	1 00
206709	11792	Lifting Presser Foot, 46 needle hole, for needle sizes 5 to 7, in gauges $\frac{3}{32}$ and $\frac{1}{4}$ in., for 206710	1 50
206711	11793	Lifting Presser Foot, 46 needle hole, for needle sizes 5 to 7, in gauges $\frac{3}{32}$ and $\frac{1}{8}$ in., for 206713	1 50
229642	11793	Lifting Presser Foot, 46 needle hole, for needle sizes 5 to 7, in $\frac{3}{32}$ in. gauge, for 206661	2 00
229650	11793	Lifting Presser Foot, 46 needle hole, for needle sizes 5 to 7, in gauges $\frac{1}{8}$, $\frac{3}{32}$, $\frac{1}{4}$, $\frac{1}{2}$ and $\frac{3}{4}$ in., for 229651	2 00
229652	11793	Lifting Presser Foot, 46 needle hole, for needle sizes 5 to 7, in gauges from $\frac{1}{32}$ to $\frac{1}{2}$ in., in steps of $\frac{1}{32}$ in., for 229653	2 50
229654	11960	Lifting Presser Foot, 46 needle hole, for needle sizes 5 to 7, in gauges from $\frac{3}{32}$ to $\frac{3}{16}$ in., in steps of $\frac{1}{32}$ in., for 229655	3 00
206683	11960	Lifting Presser Foot, 46 needle hole, for needle sizes 5 to 7, in gauges $\frac{1}{8}$, $\frac{3}{16}$, $\frac{1}{4}$, $\frac{3}{8}$ and 1 in., for 206685	3 00
200074F	12374	Lifting Presser Foot Screw	03
231390	11781	Needle Bar (hollow)	80
204484	12351	" " Connecting Link with 200188c	50
200188c	11783	Needle Bar Connecting Link Pinch Screw	02
204249	12374	Needle Bar Connecting Stud with 200072c and 202277	40
202277	—	Needle Bar Connecting Stud Oil Packing (wick)	01
200072c	12374	Needle Bar Connecting Stud Pinch Screw	03
213435	11782	" " Guard	25
204326	12338	" " Packing Cord (2)....Per 100	25
200504E	12331	" " Screw Bushing (lower)....	05

No.	Plate	Name	Each
231388	11794	Needle Holder, needles $\frac{3}{16}$ in. apart and must be set diagonally, in gauges $\frac{3}{32}$, $\frac{1}{8}$ and $\frac{1}{4}$ in., with 201030F and two 200141F	\$ 1 00
231383	11794	Needle Holder, in gauges from $\frac{3}{32}$ to $\frac{1}{2}$ in., in steps of $\frac{1}{32}$ in., with 201030F and two 200141F	1 25
231385	11935	Needle Holder, in gauges from $\frac{1}{16}$ to $\frac{3}{8}$ in., in steps of $\frac{1}{16}$ in., with 201030F and two 200141F	1 50
231386	11935	Needle Holder, in gauges from $\frac{3}{16}$ to 1 in., in steps of $\frac{1}{8}$ in., with 201030F and two 200141F	1 75
201030F	11935	Needle Holder Screw	02
200141F	12225	" Set Screw	02
204251	12361	Presser Bar (hollow) with 200071F	50
204252	12374	" " Lifter	20
200550c	12311	" " " Hinge Screw	08
204481	12351	" " " Lifting Bracket Position Guide	35
200362c	12311	Presser Bar Lifting Bracket Position Guide Set Screw	03
204327	—	Presser Bar Packing Washer (felt)	Per 100 25
200504E	12331	Presser Bar Screw Bushing (lower)....	05
204482	11902	" " Spring	15
200491B	12344	" " Thumb Screw (pressure regulating)	25
201506B	11902	Presser Bar Thumb Screw Check Nut...	06
213008	11768	Take-up Cam with 200347c, 200383c, 200387c, 200400c, 200430c and 204479..	1 75
203172	12351	Take-up Cam Friction Washer	05
200430c	12311	" " Position Screw	08
200383c	12311	" " " " Check Screw.	02
200347c	12321	" " Set Screw	03
213923	11768	Take-up Cam complete, Nos. 204484, 213004 and 213008	3 00
203311	11782	Take-up Lever with 204265	75
221454	—	" " 203311 with 204263	90
204263	12331	" " Bearing with 204264.....	15
204264	11782	" " " Position Pin.....	01
200042F	12311	" " " Screw	05
204265	—	" " Oil Guard	05
201816	12351	" " Roller	12
203312	—	Take-up Lever complete, Nos. 200042F, 201816 and 221454	1 00
202402	12349	Tension Disc	05
202090	12349	" " Position Pin	01
203766	11935	" Release Lever	10
200309E	12349	" " " Screw	04

No.	Plate	Name	Each
202075	12349	Tension Release Plunger	\$ 03
215609	—	" " Slide	18
204268	12331	" " " 215609 with 204269.....	20
204269	12374	" " " Spring	02
202407	12349	Tension Spring	05
200632B	12349	" Stud	20
200397H	12349	" " Set Screw	02
201572B	12349	" Thumb Nut	04
204271	12349	" Washer	05
204272	12349	Tension complete, Nos. 200632B, 201572B, 202075, 202407, 204271 and two 204202.	50
204274	12349	Thread Controller Plate	12
200577H	12311	" " " Screw	02
202098	12349	" " Roller	05
204275	12349	" " " Guard	10
202084	12349	" " " Washer	01
200300c	12349	" " " Screw	04
204276	12349	" " Spring .. (Per 100 \$1.25)	03
204333	12349	" " Guard	08
200581H	12349	" " " Screw	02
202087	12349	" " " Stop	03
202088	12349	" " " Stud with 204925....	10
200366H	12349	" " " Set Screw....	02
204925	11782	" " " Washer	01
205987	12349	Thread Controller complete, Nos. 200300c, 200581H, 202084, 202098, 204274, 204275 and 204333	42
204280	12349	Thread Controller and Spring complete, Nos. 204276 and 205987	45
203313	12331	Thread Guide	10
204556	12331	" "	05
204281	12349	" Retainer Guide Wire	01
202091	12349	" " Sleeve	05
202092	12349	" " Spring	01
204058B	12349	" " Stud	07
200368H	12349	" " " Set Screw	02
204059	12349	Thread Retainer complete, Nos. 202091, 202092 and 204058B	15
212776	12266	Throat Plate, 53 elongated needle hole, needles $\frac{3}{16}$ in. apart, for needle sizes 3 to 4, in $\frac{1}{16}$ in. gauge, for 212777	2 00
212783	12267	Throat Plate, 50 needle hole, for needle sizes 3 to 5, in $\frac{3}{32}$ in. gauge, for 212683	1 75
212784	12267	Throat Plate, 50 needle hole, for needle sizes 3 to 5, in $\frac{1}{4}$ in. gauge, for 212785	1 75
212786	12267	Throat Plate, 50 needle hole, for needle sizes 3 to 5, in $\frac{5}{16}$ in. gauge, for 212787	1 75
212788	12268	Throat Plate, 50 needle hole, for needle sizes 3 to 5, in $\frac{3}{8}$ in. gauge, for 212789	1 75

No.	Plate	Name	Each
212790	12268	Throat Plate, 50 needle hole, for needle sizes 3 to 5, in $\frac{3}{32}$ in. gauge, for 212791	\$1 75
212792	12268	Throat Plate, 50 needle hole, for needle sizes 3 to 5, in $\frac{1}{4}$ in. gauge, for 212793	1 75
212859	11787	Throat Plate, 50 needle hole, for needle sizes 3 to 5, in gauges from $\frac{3}{32}$ to $\frac{11}{32}$ in., in steps of $\frac{1}{32}$ in., for 212731	2 00
200577H	12311	Throat Plate Screw (2)	02
206660	—	Vibrating Presser Bar	45
206659	11902	" " " 206660 with 204493 and two 200138D	60
200935F	11935	Vibrating Presser Bar Hinge Screw	08
201534E	12374	" " " " " Nut	03
229838	11902	" " " " " Position Stop	50
200053C	12311	" " " " " Screw	04
204493	11902	" " " " " Spring	10
200138D	12374	" " " " " Screw	02
206678	11839	" " " " " Foot, for 206658	1 00
206710	11839	" " " " " 206709	1 00
206713	11839	" " " " " 229642	1 50
206661	11839	" " " " " 229650	1 50
229651	11793	" " " " " 229652	1 50
229653	11793	" " " " " 229654	2 00
229655	11960	" " " " " 206683	2 00
206685	11960	" " " " " Screw	03
200098F	12351	" " " " " Washer	01
203357	11902	" " " " " Washer	01

LIST OF PARTS COMPLETE

FOR

MACHINE No. 52 w 11

DROP FEED

For Staying.

In gauges from $\frac{3}{32}$ to $\frac{1}{2}$ inch.

No.	Plate	Name	Each
*204161	—	Arm	\$ —
*204412	—	" 204161 with 200439c, 202036 and 204705	—
*213434	—	Arm Base	—
200010E	11763	" " " Screw (3)	06
202005	12374	" " " Washer (3)	01
204163	12344	" Cap	10
200278H	12311	" " " Screw	05
202248H	12351	" " " Washer	05
200963E	12311	" " " Screw (3)	06
202005	12374	" " " Washer (3)	01
203202	12336	" Shaft	1 75
204705	12361	" " " Bushing (front)	35
200439c	12311	" " " " Position Screw	05
213432	11781	" " " Connection with four 200054E (2)	60
200054E	12351	Arm Shaft Connection Screw	03
202299	—	" " " Oil Packing (wick) (2)	01
204805	12336	Balance Wheel, $5\frac{1}{2}$ in. diam. (belt groove 3 in. diam.), with 200328c and 200335c	1 00
200062H	12311	Balance Wheel Adjusting Screw	07
200328c	12311	" " " Position Screw	04
200335c	12311	" " " Set Screw	04
*213436	—	Bed	—
*215687	—	" 213436 with 203248, 203249, two each 200362c, 200516E, 200840E and 202299	—
202258	12345	Bed Hinge Connection (2)	08
200570E	12311	" " " " Screw (4)	05
203208	12312	Bobbin (2)	05
203210	12312	" Case Base with 202056, 203211 to 203213 and 203216	55
203211	12312	Bobbin Case Base Latch	05
*202056	12312	" " " " " Pin	—
203212	12312	" " " " " Plunger	02

No.	Plate	Name	Each
203213	12312	Bobbin Case Base Latch Spring	\$ 01
203209	12312	" " Cap with 200984F, 203214, 203215 and two 200594F	25
203214	12312	Bobbin Case Tension Spring	10
200984F	12312	" " " " Regulating Screw	04
200594F	12312	Bobbin Case Tension Spring Screw	02
203215	12312	" " Thread Guide	05
200594F	12312	" " " " Screw	02
203216	12312	" " Washer (cloth)..... Per 100	25
203217	12312	Bobbin Case complete, Nos. 203209 and 203210	80
204533	12336	Face Plate with 200366u, 204730, two each 200368u, 202090, 204281 and three 200397u	1 10
200053c	12311	Face Plate Screw	04
204730	12331	" " Thread Guide	03
200397u	12349	" " " " Set Screw	02
204534	11781	Face Plate complete, Nos. 200113F, 200135c, 200319c, 200577u, 204277 to 204280, 204330, 204533, 204555, two each 200309E, 204059 and 204272	3 70
213426	11762	Feed Bar	50
213425	—	" " 213426 with 200214E, 201525E and 221508	1 00
200214E	12331	Feed Bar Hinge Screw	12
201525E	12331	" " " " Nut	03
212782	12266	" Dog, for 221509	1 25
221514	11784	" " " 221513	1 50
212797	11785	" " " 221511	1 25
212848	11785	" " " 221510	1 50
212697	12254	" " " 221515	1 25
212732	12259	" " " 212859	1 00
203609	11762	" " Lever with 200098E	60
200263D	11763	" " " Hinge Screw	08
201528E	11763	" " " " Nut	04
203622	11781	" " " Post	2 75
203623	—	" " " " 203622 with 200265E, 201525E, 203609, 203610, 203624 and two 200098E	3 50
200024c	11763	Feed Dog Lever Post Screw	04
203624	11269	" " " Retainer Washer	10
200098E	12351	" " " " " Screw.....	03
203610	11763	" " " Slide Block	15
200265E	11763	" " " " " Hinge Screw	06
201525E	12331	" " " " " " "	03
200098E	12351	Feed Dog Screw	03
213428	11763	" Driving Cam with 200382c and 200437c	50

No.	Plate	Name	Each
213429	11762	Feed Driving Cam Fork Lever with 204195 and 204293	\$ 85
213427	11762	Feed Driving Cam Fork Lever Conne- ction with 200668c and 201525E	35
204194	11763	Feed Driving Cam Fork Lever Conne- ction Clamp with 200031c.....	45
200031c	12311	Feed Driving Cam Fork Lever Conne- ction Clamp Pinch Screw	04
200668c	12331	Feed Driving Cam Fork Lever Conne- ction Clamp Screw Stud	06
201525E	12331	Feed Driving Cam Fork Lever Conne- ction Clamp Screw Stud Nut	03
200002E	12338	Feed Driving Cam Fork Lever Conne- ction Hinge Screw	07
201522E	12338	Feed Driving Cam Fork Lever Conne- ction Hinge Screw Nut	03
*204195	—	Feed Driving Cam Fork Lever Shaft.....	—
204197	11763	" " " " " " Col- lar with 200113F	15
200113F	12374	Feed Driving Cam Fork Lever Shaft Col- lar Set Screw	03
204293	12374	Feed Driving Cam Fork Lever Shaft Position Pin	01
204196	12351	Feed Driving Cam Fork Lever Shaft Sleeve (split)	25
200043c	12311	Feed Driving Cam Fork Lever Shaft Sleeve Set Screw	04
201524E	12338	Feed Driving Cam Fork Lever Shaft Sleeve Set Screw Nut	03
213693	11762	Feed Driving Cam Fork Lever complete, Nos. 204194 and 213429	1 30
200437c	12311	Feed Driving Cam Position Screw	06
200382c	11902	" " " Set Screw	02
204199	12336	" " Rock Shaft	35
213495	—	" " " " 204199 with 200002E, 201522E and 213427	80
202305c	12351	Feed Driving Rock Shaft Center (2) ...	06
200043c	12311	" " " " " Set Screw (2)	04
221508	11763	Feed Driving Rock Shaft Crank with two 200383c	35
200383c	12311	Feed Driving Rock Shaft Crank Set Screw	02
213007	11763	Feed Lifting Cam with 202126	75
204202	12374	" " " Fork with 200027E ...	75
200027E	12338	" " " " Pinch Screw ..	04
202126	12374	" " " Position Pin	01
200045c	12338	" " " Screw	03
203305	11762	" " Rock Shaft	30
203315	11762	" " " " 203305 with 203238	65

No.	Plate	Name	Each
202305c	12351	Feed Lifting Rock Shaft Center (2)	\$ 06
200043c	12311	" " " " " Set Screw (2)	04
202276	12374	Feed Lifting Rock Shaft Slide Block	15
203238	12374	" " " " " " "	
		202276 with 200243c and 201531c	35
200243c	12338	Feed Lifting Rock Shaft Slide Block Hinge Screw	08
201531c	12374	Feed Lifting Rock Shaft Slide Block Hinge Screw Nut	03
204206	11782	Feed Regulating Handle	10
204207	12361	" " " 204206 with 200098c, 202622, 204208 to 204210 and 204213	55
204208	12351	Feed Regulating Handle Adjustable Stop	05
200098c	12351	" " " " " " Screw	03
204209	12351	Feed Regulating Handle Position Pin . .	01
204210	11763	" " " Shaft	20
204211	11763	" " " " Crank with 200078c	20
213433	11762	Feed Regulating Handle Shaft Crank Link	25
200271c	12311	Feed Regulating Handle Shaft Crank Link Hinge Screw (lower)	05
200291c	12351	Feed Regulating Handle Shaft Crank Link Hinge Screw (upper)	05
200078c	12351	Feed Regulating Handle Shaft Crank Set Screw	03
204213	12351	Feed Regulating Handle Shaft Sleeve (split)	15
200362c	12311	Feed Regulating Handle Shaft Sleeve Set Screw	03
202622	11763	Feed Regulating Handle Shaft Sleeve Washer	01
202036	12338	Feed Regulating Handle Stop Pin	01
213902	—	Feed Regulating Handle complete, Nos. 200291c, 204207, 204211 and 213433 . .	1 05
227307	11781	Foot Lifter Lifting Lever	20
227479	—	" " " " 227307 with 200262c	30
227353	—	Foot Lifter Lifting Lever 227479 with 227273	85
200262c	11763	Foot Lifter Lifting Lever Hinge Screw . .	10
227475	11781	" " " " Rod with 202302	10
227273	—	Foot Lifter Lifting Lever Rod 227475 with 206628, 227227 and 227576	55
204126	12321	Foot Lifter Lifting Lever Rod Clamp with two 200530c	20

No.	Plate	Name	Each
227316	12388	Foot Lifter Lifting Lever Rod Clamp Hook	\$ 05
227576	12388	Foot Lifter Lifting Lever Rod Clamp Hook 227316 with 204126	25
200530c	12321	Foot Lifter Lifting Lever Rod Clamp Set Screw	05
202302	12321	Foot Lifter Lifting Lever Rod Cotter Pin	01
206628	12388	Foot Lifter Lifting Lever Rod Spring	05
227227	12388	" " " " " " Collar with 200113c	15
200113c	12374	Foot Lifter Lifting Lever Rod Spring Collar Set Screw	03
230702	—	Guide Slide (lower)	20
230703	—	" " (upper)	20
200177b	—	" " " Screw	04
230704	—	Guide (adjustable) complete, for strips from $\frac{3}{32}$ to $\frac{1}{2}$ in., Nos. 200177b 230702 and 230703	40
*203463	—	Hook (sewing)	—
203464	11241	" 203463 with 200600c, 200616c and 203251	2 20
203465	11241	Hook and Bobbin Case complete, Nos. 203217 and 203464	3 00
203242	12344	Hook Bevel Gear, 24 teeth, with two 200383c	1 00
200383c	12311	Hook Bevel Gear Set Screw	02
203242	12344	" " Pinion, 24 teeth, with two 200383c (2)	1 00
200383c	12311	Hook Bevel Pinion Set Screw	02
203306	11768	" Counter Shaft	45
203244	12374	" " " Collar with two 200393c	20
200393c	12374	Hook Counter Shaft Collar Set Screw . .	02
203245	12344	" " " Driving Gear, 44 teeth, with 200362c and 200439c	1 00
213157	—	Hook Counter Shaft Driving Gear 203245 with 200045c and 213007	1 80
200439c	12311	Hook Counter Shaft Driving Gear Posi- tion Screw	05
200362c	12311	Hook Counter Shaft Driving Gear Set Screw	03
203246	12344	Hook Counter Shaft Gear, 22 teeth, with two 200383c	75
200383c	12311	Hook Counter Shaft Gear Set Screw . . .	02
202299	—	" " " Oil Packing (wick)	01
200840c	12311	" " " " " " Stop Screw	10
203247	12336	Hook Driving Shaft	1 60
203248	12361	" " " Bearing with 202299 . .	20

No.	Plate	Name	Each
204268	12331	Tension Release Slide 215609 with 204269	\$ 20
204269	12374	" " " Spring	02
202407	12349	" Spring	05
200632B	12349	" Stud	20
200397H	12349	" " Set Screw	02
201572B	12349	" Thumb Nut	04
204271	12349	" Washer	05
204272	12349	Tension complete, Nos. 200632B, 201572B, 202075, 202407, 204271 and two 202402...	50
204273	11782	Thread Controller Adjusting Collar with 200684H (for Presser Bar)	15
200684H	11782	Thread Controller Adjusting Collar Screw	04
204274	12349	Thread Controller Plate	12
200577H	12311	" " " Screw	02
202098	12349	" " " Roller	05
204275	12349	" " " Guard	10
202084	12349	" " " " Washer	01
200300C	12349	" " " " Screw	04
204276	12349	" " " Spring... (Per 100 \$1.25)	03
204333	12349	" " " " Guard	08
200581H	12349	" " " " " Screw	02
204277	11782	" " " " " Stop	15
204278	11782	" " " " " Driving Gear	10
200319C	12349	" " " " " " " "	04
		Hinge Screw	04
200135C	12349	Thread Controller Spring Stop Screw	03
204279	11782	" " " " Stud with 204925	10
200366H	12349	" " " " " Set Screw	02
204925	11782	" " " " " Washer	01
205987	12349	Thread Controller complete, Nos. 200300C, 200581H, 202084, 202098, 204274, 204275 and 204333	42
204280	12349	Thread Controller and Spring complete, Nos 204276 and 205987	45
203313	12331	Thread Guide	10
204556	12331	" " "	05
204329	—	" Oiler (fcl)	01
204330	12225	" " Bracket with 204329	25
200113F	12374	" " " " Screw	03
204281	12349	" Retainer Guide Wire	01
202091	12349	" " Sleeve	05
202092	12349	" " Spring	01
204058B	12349	" " Stud	07
200368H	12349	" " " " Set Screw	02
204059	12349	Thread Retainer complete, Nos. 202091, 202092 and 204058B	15
221509	11788	Throat Plate, 50 needle hole, for needle sizes 3 to 5, in gauges $\frac{3}{8}$ and $\frac{1}{2}$ in., grooved on top for staying, for 212782	2 00

No.	Plate	Name	Each
221513	11788	Throat Plate, 50 needle hole, for needle sizes 3 to 5, in gauges $\frac{3}{8}$ and $\frac{1}{2}$ in., grooved on top for staying, for 221514	\$1 75
221511	11788	Throat Plate, 50 needle hole, for needle sizes 3 to 5, in gauges $\frac{3}{8}$ and $\frac{1}{2}$ in., grooved on top for staying, for 212797	2 00
221510	11788	Throat Plate, 50 needle hole, for needle sizes 3 to 5, in gauges $\frac{3}{8}$ and $\frac{1}{2}$ in., grooved on top for staying, for 212848	1 75
221515	11788	Throat Plate, 50 needle hole, for needle sizes 3 to 5, in $\frac{11}{16}$ in. gauge, grooved on top for staying, for 212697	2 00
212859	11787	Throat Plate, 50 needle hole, for needle sizes 3 to 5, in gauges from $\frac{3}{8}$ to $\frac{1}{2}$ in., in steps of $\frac{1}{16}$ in., for 212732	2 00
200577H	12311	Throat Plate Screw (2)	02
230356	14631	Work Plate (adjustable)	1 00
230852	—	" " " 230356 with 230357, 230358 and four 200169B	1 65
230357	14631	Work Plate Guide (left)	25
230358	14631	" " " (right)	25
200169B	14631	" " " Adjusting Screw	04
200169B	14631	" " " " Screw	04
230359	14631	" " " Lap Seam Feller Base Plate	25
230853	—	" " " " " " " "	35
201561E	14631	Work Plate Lap Seam Feller Base Plate Thumb Nut	15
200153E	14631	Work Plate Lap Seam Feller Screw	06
200158B	11783	" " " " " Screw (2)	04
230360	—	Work Plate and Lap Seam Feller Base Plate complete, Nos. 230852, 230853 and two 200158B	2 00

No.	Plate	Name	Each
202491	10278	Spool Washer (steel)	\$ 02
202492	10278	" Weight with 202493	25
202493	10278	" " Center with 202793 and 203163	10
203163	—	" " " Bushing	03
202793	10278	" " Thread Guide	05
202794	10278	Thread Eyelet Rod	15
200363c	12338	" " " Set Screw	03
202795	10278	Thread Unwinder complete, Nos. 202488 to 202490, 202794, two each 202491, 202492 and three wood screws $\frac{3}{8}$ in., No. 13	1 25

FOR MACHINES NOS. 52 W 5 AND 52 W 6

Same as for No. 52 w 1 with the following exception:

6 x 3	—	Needles, four each, sizes 5, 6 and 7, in place of 12 x 3	Per doz. 20
-------	---	---	-------------

FOR MACHINES NOS. 52 W 7, 52 W 8, 52 W 10 AND 52 W 11

Same as for No. 52 w 1 with the following exception:

12 x 2	—	Needles, four each, sizes 2 $\frac{1}{2}$, 3 and 3 $\frac{1}{2}$, in place of 12 x 3	Per doz. 20
--------	---	---	-------------

FEED DOGS

No.	Plate	Name	Each
212612	11784	Feed Dog, for 212613	\$1 25
212673	11784	" " " 212691 and 221507	1 25
212675	11785	" " " 212781 and 212798	1 00
212677	12251	" " " 212676 and 215774	1 25
212679	12251	" " " 212678 and 221512	1 00
212681	12251	" " " 212680	1 25
212683	12267	" " " 212783	1 00
212687	12253	" " " 212686	1 00
212689	12253	" " " 212688 and 212798	1 25
212690	12253	" " " 212688 and 212798	1 25
212692	12253	" " " 212691 and 221507	1 25
212694	12254	" " " 212693	1 25
212697	12254	" " " 212695, 212696 and 221515	1 25
212699	12254	" " " 212698	1 00
212701	12255	" " " 212666 and 212700	1 25
212702	12255	" " " 212666 and 212700	1 25
212704	12255	" " " 212703 and 212761	1 00
212706	12255	" " " 212705	1 00
212710	12256	" " " 212667, 212668 and 212709	1 00
212713	12256	" " " 212711 and 212712	75
212716	12257	" " " 212714 and 212715	75
212717	12257	" " " 212714 and 212715	75
212720	12257	" " " 212718 and 212719	1 00
212721	12257	" " " 212718 and 212719	1 00
212724	12258	" " " 212722, 212723, 212749, 212750 and 212769	75
212725	12258	Feed Dog, for 212722, 212723, 212749, 212750 and 212769	75
212728	12258	Feed Dog, for 212726 and 212727	1 00
212729	12258	" " " 212726 and 212727	1 00
212731	12259	" " " 212730 and 212859	1 00
212732	12259	" " " 212730 and 212859	1 00
212734	12259	" " " 212733	1 00
212737	12259	" " " 212735 and 212736	1 50
212740	12260	" " " 212738 and 212739	1 50
212743	12260	" " " 212741 and 212742	1 25
212746	12260	" " " 212744 and 212745	1 25
212748	12261	" " " 212747	1 50
212753	12261	" " " 212751, 212752, 212757, 212758 and 212853	75
212756	12261	Feed Dog, for 212754 and 212755	75
212760	12262	" " " 212759	1 00
212763	12262	" " " 212762	1 00
212764	11785	" " " 212765	75
212766	11785	" " " 212765	75

Feed Dogs

No.	Plate	Name	Each
212774	11784	Feed Dog, for 212773	\$ 75
212775	11785	" " " 212735 and 212736	1 50
212777	12266	" " " 212663, 212776, 212779, 212780 and 213915	75
212778	12266	Feed Dog, for 212663, 212776, 212779, 212780 and 213915	75
212782	12266	Feed Dog, for 212781 and 221509	1 25
212785	12267	" " " 212770, 212772 and 212784	75
212787	12267	" " " 212786	75
212789	12268	" " " 212788 and 221501	1 00
212791	12268	" " " 212790	1 00
212793	12268	" " " 212792	1 00
212794	11785	" " " 212676	1 25
212795	11784	" " " 212711 and 212712	1 25
212797	11785	" " " 212796 and 221511	1 25
212844	11784	" " " 212845	1 25
212848	11785	" " " 212849, 212850 and 221510	1 50
212875	11784	" " " 212874	75
212877	11784	" " " 212876	75
221504	11785	" " " 221502 and 221503	1 50
221514	11784	" " " 221513	1 50

NEEDLE HOLDERS

No.	Plate	Name	Each
231381	11794	Needle Holder, needles $\frac{3}{16}$ in. apart and must be set diagonally, in gauges $\frac{1}{16}$, $\frac{3}{16}$, $\frac{1}{4}$ and $\frac{5}{16}$ in., with 201030F and two 200141F	\$1 25
231382	11794	Needle Holder, needles $\frac{1}{4}$ in. apart and must be set diagonally, in gauges $\frac{1}{16}$, $\frac{3}{16}$, $\frac{1}{4}$ and $\frac{5}{16}$ in., with 201030F and two 200141F	1 25
231383	11794	Needle Holder, in gauges from $\frac{3}{16}$ to $\frac{1}{2}$ in., in steps of $\frac{1}{16}$ in., with 201030F and two 200141F	1 25
231385	11935	Needle Holder, in gauges from $\frac{11}{16}$ to $\frac{3}{4}$ in., in steps of $\frac{1}{16}$ in., with 201030F and two 200141F	1 50
231386	11935	Needle Holder, in gauges from $\frac{3}{8}$ to 1 in., in steps of $\frac{1}{16}$ in., with 201030F and two 200141F	1 75
231388	11794	Needle Holder, needles $\frac{3}{16}$ in. apart and must be set diagonally, in gauges $\frac{1}{16}$, $\frac{3}{16}$ and $\frac{1}{4}$ in., with 201030F and two 200141F	1 00
231389	11794	Needle Holder, needles $\frac{1}{4}$ in. apart and must be set diagonally, in gauges $\frac{1}{16}$, $\frac{3}{16}$, $\frac{1}{4}$ and $\frac{5}{16}$ in., with 201030F and two 200141F	1 00
231398	11794	Needle Holder, in gauges from $\frac{3}{16}$ to $\frac{1}{2}$ in., in steps of $\frac{1}{16}$ in., with 201030F and two 200141F	1 25

PRESSER FEET

FOR MACHINES NOS. 52 W 1 AND 52 W 5

No.	Plate	Name	Each
215775	11791	Presser Foot, 46 needle hole, needles $\frac{1}{8}$ in. apart, for needle sizes 5 to 7, in gauges $\frac{1}{16}$, $\frac{3}{32}$, $\frac{1}{8}$, $\frac{5}{16}$ and $\frac{3}{8}$ inch	\$ 75
229451	14034	Presser Foot, 46 needle hole, for needle sizes 5 to 7, in gauges from $\frac{1}{16}$ to $\frac{3}{8}$ in., in steps of $\frac{1}{32}$ inch	75
223909	11791	Presser Foot, 46 needle hole, for needle sizes 5 to 7, in gauges from $\frac{1}{16}$ to 1 in., in steps of $\frac{1}{32}$ inch	85
202090	12349	Presser Foot Hinge Pin	01
230795	11902	" " " "	01
229466	---	" " Plate, for 229457	1 00
229468	---	" " " " 229469	1 00
229920	---	" " " " 229921	1 00
229922	---	" " " " 229923	1 00
229924	---	" " " " 229925	1 00
229488	---	" " " " 229489	1 75
229490	---	" " " " 229491	1 75
229926	---	" " " " 229927	1 75
229928	---	" " " " 229929	1 75
229930	---	" " " " 229931	1 85
229090	---	" " " " 229091	2 00
229939	---	" " " " 229940	2 00
229548	---	" " " " 229549	1 50
229506	---	" " " " 229507	2 75
229480	---	" " " " 229481	1 75
229482	---	" " " " 229483	1 75
229484	---	" " " " 229485	1 75
229486	---	" " " " 229487	1 75
229470	---	" " " " 229471	1 75
229472	---	" " " " 229473	1 75
229372	---	" " " " 229373	1 75
229918	---	" " " " 229919	1 75
229440	---	" " " " 229441	1 75
221423	---	" " " " 221424	1 75
229611	---	" " " " 229612	1 75
229452	---	" " " " 229453	1 00
229189	---	" " " " 229190	1 00
223905	---	" " " " 223906	1 00
223907	---	" " " " 223908	1 75
223910	---	" " " " 223911	1 00
229454	---	" " " " 229455	1 00

No.	Plate	Name	Each
229456	---	Presser Foot Plate, for 229457	\$1 00
229458	---	" " " " 229459	1 00
229460	---	" " " " 229461	1 00
229462	---	" " " " 229463	1 20
229464	---	" " " " 229465	1 50
229474	---	" " " " 229475	1 75
229476	---	" " " " 229477	1 75
229478	---	" " " " 229479	1 75
202923	---	" " Shank	60
202996	---	" " " for 229507	60
202926	---	" " " 221424, 229373, 229471, 229473 and 229612	75
202989	11791	Presser Foot Spring, for 229507	02
229453	14034	Presser Foot (hinged) complete, 50 needle hole, needles $\frac{1}{8}$ in. apart, for needle sizes 3 to 5, in gauges $\frac{1}{16}$, $\frac{3}{32}$, $\frac{1}{8}$ and $\frac{5}{16}$ in., Nos. 202923, 229452 and 230795	1 75
229190	11789	Presser Foot (hinged) complete, 50 needle hole, needles $\frac{1}{8}$ in. apart, for needle sizes 3 to 5, in gauges $\frac{1}{16}$, $\frac{3}{32}$, $\frac{1}{8}$ and $\frac{5}{16}$ in., Nos. 202923, 229189 and 230795	1 75
223906	11789	Presser Foot (hinged) complete, 50 needle hole, needles $\frac{3}{32}$ in. apart, for needle sizes 3 to 5, in gauges $\frac{1}{16}$, $\frac{3}{32}$ and $\frac{1}{8}$ in., Nos. 202090, 202923 and 223905	1 75
223911	11789	Presser Foot (hinged) complete, 50 needle hole, for needle sizes 3 to 5, in gauges $\frac{1}{16}$, $\frac{1}{8}$, $\frac{3}{32}$ and $\frac{1}{4}$ in., Nos. 202923, 223910 and 230795	1 75
229455	11789	Presser Foot (hinged) complete, 46 needle hole, for needle sizes 5 to 7, in gauges $\frac{1}{8}$, $\frac{5}{16}$ and $\frac{3}{8}$ in., Nos. 202923, 229454 and 230795	1 75
229457	14034	Presser Foot (hinged) complete, 46 needle hole, for needle sizes 5 to 7, in gauges $\frac{1}{16}$, $\frac{1}{8}$, $\frac{3}{32}$ and $\frac{1}{4}$ in., Nos. 202923, 229456 and 230795	1 75
229459	14034	Presser Foot (hinged) complete, 46 needle hole, for needle sizes 5 to 7, in gauges $\frac{1}{16}$, $\frac{1}{8}$, $\frac{3}{32}$ and $\frac{1}{4}$ in., Nos. 202923, 229458 and 230795	1 75
229461	14034	Presser Foot (hinged) complete, 46 needle hole, for needle sizes 5 to 7, in gauges from $\frac{1}{16}$ to $\frac{3}{8}$ in., in steps of $\frac{1}{32}$ in., Nos. 202923, 229460 and 230795	1 75

No.	Plate	Name	Each
229463	14035	Presser Foot (hinged) complete, 46 needle hole, for needle sizes 5 to 7, in gauges $\frac{11}{32}$, $\frac{11}{32}$, $\frac{11}{32}$ and $\frac{11}{32}$ in., Nos. 202923, 229462 and 230795	\$ 1 95
229465	14035	Presser Foot (hinged) complete, 46 needle hole, for needle sizes 5 to 7, in gauges from $\frac{11}{32}$ to $\frac{11}{32}$ in., in steps of $\frac{1}{32}$ in., Nos. 202923, 229464 and 230795..	2 25
229467	14033	Presser Foot (hinged) complete, 38 needle hole, for needle sizes 9 to 12, in gauges from $\frac{1}{4}$ to $\frac{1}{8}$ in., in steps of $\frac{1}{32}$ in., Nos. 202923, 229466 and 230795	1 75
229469	14033	Presser Foot (hinged) complete, 38 needle hole, for needle sizes 9 to 12, in gauges $\frac{11}{32}$, $\frac{11}{32}$, $\frac{11}{32}$ and $\frac{11}{32}$ in., Nos. 202923, 229468 and 230795	1 75
229921	11790	Presser Foot (hinged) complete, 38 needle hole, for needle sizes 9 to 12, in gauges $\frac{11}{32}$, $\frac{11}{32}$, $\frac{11}{32}$ and $\frac{11}{32}$ in., Nos. 202923, 229920 and 230795	1 75
229923	11790	Presser Foot (hinged) complete, 38 needle hole, for needle sizes 9 to 12, in gauges $\frac{11}{32}$ and $\frac{11}{32}$ in., Nos. 202923, 229922 and 230795	1 75
229925	11790	Presser Foot (hinged) complete, 38 needle hole, for needle sizes 9 to 12, in gauges $\frac{11}{32}$, $\frac{11}{32}$, $\frac{11}{32}$ and $\frac{11}{32}$ in., Nos. 202923, 229924 and 230795	1 75

FOR FELLING

229475	14031	Presser Foot (hinged) complete, 50 needle hole, needles $\frac{1}{4}$ in. apart, for needle sizes 3 to 5, in gauges $\frac{11}{32}$, $\frac{11}{32}$, $\frac{11}{32}$ and $\frac{11}{32}$ in., Nos. 202923, 229474 and 230795	2 50
223908	11789	Presser Foot (hinged) complete, 46 needle hole, needles $\frac{1}{4}$ in. apart, for needle sizes 5 to 7, in gauges $\frac{11}{32}$, $\frac{11}{32}$ and $\frac{11}{32}$ in., Nos. 202090, 202923 and 223907	2 50
229477	14031	Presser Foot (hinged) complete, 46 needle hole, for needle sizes 5 to 7, in gauges $\frac{11}{32}$, $\frac{11}{32}$, $\frac{11}{32}$ and $\frac{11}{32}$ in., Nos. 202923, 229476 and 230795	2 50
229479	14031	Presser Foot (hinged) complete, 46 needle hole, for needle sizes 5 to 7, in gauges $\frac{11}{32}$, $\frac{11}{32}$, $\frac{11}{32}$ and $\frac{11}{32}$ in., Nos. 202923, 229478 and 230795	2 50

No.	Plate	Name	Each
229481	14031	Presser Foot (hinged) complete, 46 needle hole, for needle sizes 5 to 7, in gauges $\frac{11}{32}$, $\frac{11}{32}$, $\frac{11}{32}$ and $\frac{11}{32}$ in., Nos. 202923, 229480 and 230795	\$2 50
229483	14032	Presser Foot (hinged) complete, 46 needle hole, for needle sizes 5 to 7, in gauges from $\frac{11}{32}$ to $\frac{11}{32}$ in., in steps of $\frac{1}{32}$ in., Nos. 202923, 229482 and 230795	2 50
229485	14032	Presser Foot (hinged) complete, 46 needle hole, for needle sizes 5 to 7, in gauges $\frac{11}{32}$, $\frac{11}{32}$, $\frac{11}{32}$ and $\frac{11}{32}$ in., Nos. 202923, 229484 and 230795	2 50
229487	14032	Presser Foot (hinged) complete, 46 needle hole, for needle sizes 5 to 7, in gauges from $\frac{11}{32}$ to $\frac{11}{32}$ in., in steps of $\frac{1}{32}$ in., Nos. 202923, 229486 and 230795	2 50
229471	14031	Presser Foot (hinged) complete, 46 needle hole, for needle sizes 5 to 7, in gauges $\frac{11}{32}$, $\frac{11}{32}$ and $\frac{11}{32}$ in., Nos. 202926, 229470 and 230795. The position of the hinge pin is set back $\frac{1}{16}$ in. from regular	2 50
229473	14031	Presser Foot (hinged) complete, 46 needle hole, for needle sizes 5 to 7, in gauges $\frac{11}{32}$, $\frac{11}{32}$ and $\frac{11}{32}$ in., Nos. 202926, 229472 and 230795. The position of the hinge pin is set back $\frac{1}{16}$ in. from regular	2 50
229373	11789	Presser Foot (hinged) complete, 46 needle hole, for needle sizes 5 to 7, in gauges $\frac{11}{32}$, $\frac{11}{32}$, $\frac{11}{32}$ and $\frac{11}{32}$ in., Nos. 202926, 229372 and 230795. The position of the hinge pin is set back $\frac{1}{16}$ in. from regular	2 50
229919	11789	Presser Foot (hinged) (long bearing) complete, 46 needle hole, for needle sizes 5 to 7, in gauges $\frac{11}{32}$, $\frac{11}{32}$ and $\frac{11}{32}$ in., Nos. 202923, 229918 and 230795	2 50
229441	11789	Presser Foot (hinged) (long bearing) complete, 46 needle hole, for needle sizes 5 to 7, in gauges $\frac{11}{32}$, $\frac{11}{32}$ and $\frac{11}{32}$ in., Nos. 202923, 229440 and 230795.....	2 50
221424	11789	Presser Foot (hinged) complete, 46 needle hole, for needle sizes 5 to 7, in gauges $\frac{11}{32}$, $\frac{11}{32}$ and $\frac{11}{32}$ in., Nos. 202926, 221423 and 230795. The position of the hinge pin is set back $\frac{1}{16}$ in. from regular	2 50

No.	Plate	Name	Each
229612	11790	Presser Foot (hinged) complete, 46 needle hole, for needle sizes 5 to 7, in gauges $\frac{11}{16}$, $\frac{11}{16}$, $\frac{11}{16}$ and $\frac{1}{2}$ in., Nos. 202926, 229611 and 230795. The position of the hinge pin is set back $\frac{1}{16}$ in. from regular	\$2 50
229489	14033	Presser Foot (hinged) complete, 38 needle hole, for needle sizes 9 to 12, in gauges from $\frac{1}{4}$ to $\frac{3}{8}$ in., in steps of $\frac{1}{32}$ in., Nos. 202923, 229488 and 230795	2 50
229491	14032	Presser Foot (hinged) complete, 38 needle hole, for needle sizes 9 to 12, in gauges $\frac{11}{16}$, $\frac{3}{4}$, $\frac{13}{16}$ and $\frac{7}{8}$ in., Nos. 202923, 229490 and 230795	2 50
229927	11790	Presser Foot (hinged) complete, 38 needle hole, for needle sizes 9 to 12, in gauges $\frac{11}{16}$, $\frac{1}{2}$, $\frac{13}{16}$ and $\frac{7}{8}$ in., Nos. 202923, 229926 and 230795	2 50
229929	11790	Presser Foot (hinged) complete, 38 needle hole, for needle sizes 9 to 12, in gauges $\frac{11}{16}$ and $\frac{3}{4}$ in., Nos. 202923, 229928 and 230795	2 50
229931	11790	Presser Foot (hinged) complete, 38 needle hole, for needle sizes 9 to 12, in gauges $\frac{11}{16}$, $\frac{1}{2}$, $\frac{13}{16}$ and $\frac{3}{4}$ in., Nos. 202923, 229930 and 230795	2 60

FOR STRIP WORK

229091	11791	Presser Foot (hinged) complete, 46 needle hole, for needle sizes 5 to 7, in gauges $\frac{3}{8}$, $\frac{1}{2}$, $\frac{5}{8}$, $\frac{3}{4}$ and $\frac{7}{8}$ in., Nos. 202090, 202923 and 229090	2 50
229940	11791	Presser Foot (hinged) complete, 46 needle hole, for needle sizes 5 to 7, in gauges $\frac{1}{4}$, $\frac{5}{16}$, $\frac{3}{8}$, $\frac{11}{16}$ and $\frac{3}{4}$ in., Nos. 202923, 229939 and 230795	2 50
229549	14035	Presser Foot (hinged) complete, 46 needle hole, for needle sizes 5 to 7, in gauges from $\frac{1}{4}$ to $\frac{3}{4}$ in., in steps of $\frac{1}{32}$ in., Nos. 202090, 202923 and 229548, for stitching lace on corsets	2 25

No.	Plate	Name	Each
229507	11791	Presser Foot (hinged) complete, 40 needle hole, for needle sizes 7 to 9, in gauges $\frac{3}{8}$, $\frac{1}{2}$, $\frac{5}{8}$ and $\frac{7}{8}$ in., Nos. 202090, 202989, 202996 and 229506, for reed and strip work	\$ 3 50

FOR MACHINE NO. 52 W 11

229451	14034	Presser Foot, 46 needle hole, for needle sizes 5 to 7, in gauges from $\frac{3}{8}$ to $\frac{3}{4}$ in., in steps of $\frac{1}{32}$ inch	75
229302	11791	Presser Foot, 46 needle hole, for needle sizes 5 to 7, in gauges from $\frac{1}{4}$ to $\frac{3}{4}$ in., in steps of $\frac{1}{32}$ inch	2 50
229448	11791	Presser Foot with 229291, 229298 and four 200172u, adjustable from $\frac{1}{4}$ to $\frac{3}{4}$ inch	2 25
229492	14035	Presser Foot with 229291, 229298 and four 200172u, adjustable from $\frac{3}{8}$ to $\frac{7}{8}$ inch	2 25
230795	11902	Presser Foot Hinge Pin	01
223910	—	" " Plate, for 223911	1 00
229454	—	" " " " 229455	1 00
229456	—	" " " " 229457	1 00
229458	—	" " " " 229459	1 00
229460	—	" " " " 229461	1 00
229291	11791	" " Needle Guide (left), for 229448 and 229492	15
229298	11791	Presser Foot Needle Guide (right), for 229448 and 229492	15
200172u	11791	Presser Foot Needle Guide Screw	02
202923	—	" " Shank	60
223911	11789	Presser Foot (hinged) complete, 50 needle hole, for needle sizes 3 to 5, in gauges $\frac{3}{8}$, $\frac{1}{2}$, $\frac{5}{8}$ and $\frac{3}{4}$ in., Nos. 202923, 223910 and 230795	1 75
229455	11789	Presser Foot (hinged) complete, 46 needle hole, for needle sizes 5 to 7, in gauges $\frac{1}{4}$, $\frac{5}{16}$ and $\frac{3}{8}$ in., Nos. 202923, 229454 and 230795	1 75
229457	14034	Presser Foot (hinged) complete, 46 needle hole, for needle sizes 5 to 7, in gauges $\frac{3}{8}$, $\frac{1}{2}$, $\frac{5}{8}$ and $\frac{7}{8}$ in., Nos. 202923, 229456 and 230795	1 75
229459	14034	Presser Foot (hinged) complete, 46 needle hole, for needle sizes 5 to 7, in gauges $\frac{11}{16}$, $\frac{3}{4}$, $\frac{13}{16}$ and $\frac{7}{8}$ in., Nos. 202923, 229458 and 230795	1 75

No.	Plate	Name	Each
229461	14034	Presser Foot (hinged) complete, 46 needle hole, for needle sizes 5 to 7, in gauges $\frac{13}{32}$ and $\frac{1}{2}$ in., Nos. 202923, 229460 and 230795	\$ 1 75
FOR MACHINES NOS. 52 W 6 AND 52 W 10			
229661	11793	Lifting Presser Foot, 46 needle hole, needles $\frac{3}{8}$ in. apart, for needle sizes 5 to 7, in $\frac{1}{16}$ in. gauge, for 206668, 206675, 206678, 206714, 206719, 222302 and 222304	1 50
206658	—	Lifting Presser Foot, 46 needle hole, needles $\frac{3}{8}$ in. apart, for needle sizes 5 to 7, in gauges $\frac{13}{32}$, $\frac{1}{2}$ and $\frac{1}{16}$ in., for 206678	1 00
206667	11792	Lifting Presser Foot, 50 needle hole, needles $\frac{3}{8}$ in. apart, for needle sizes 3 to 5, in gauges $\frac{1}{16}$, $\frac{1}{8}$ and $\frac{1}{4}$ in., for 206668, 206675, 206678, 206714, 206719, 222302 and 222304	1 50
206666	11792	Lifting Presser Foot, 46 needle hole, needles $\frac{3}{8}$ in. apart, for needle sizes 5 to 7, in gauges $\frac{13}{32}$, $\frac{1}{2}$ and $\frac{1}{16}$ in., for 206668, 206675, 206678, 206714, 206719, 222302 and 222304	1 50
222301	11792	Lifting Presser Foot, 46 needle hole, needles $\frac{3}{8}$ in. apart, for needle sizes 5 to 7, in gauges $\frac{1}{16}$, $\frac{1}{8}$ and $\frac{1}{4}$ in., for 206668, 206675, 206678, 206714, 206719, 222302 and 222304	1 50
222303	11792	Lifting Presser Foot, 46 needle hole, needles $\frac{3}{8}$ in. apart, for needle sizes 5 to 7, in gauges $\frac{13}{32}$, $\frac{1}{2}$ and $\frac{1}{16}$ in., for 206668, 206675, 206678, 206714, 206719, 222302 and 222304	1 50
229640	11793	Lifting Presser Foot, 46 needle hole, needles $\frac{3}{8}$ in. apart, for needle sizes 5 to 7, in gauges $\frac{13}{32}$, $\frac{1}{2}$ and $\frac{1}{16}$ in., for 206668, 206675, 206678, 206714, 206719, 222302 and 222304	1 50
206677	11792	Lifting Presser Foot, 46 needle hole, needles $\frac{3}{8}$ in. apart, for needle sizes 5 to 7, in gauges $\frac{13}{32}$, $\frac{1}{2}$ and $\frac{1}{16}$ in., for 206668, 206675, 206678, 206714, 206719, 222302 and 222304	1 50
229641	11793	Lifting Presser Foot, 46 needle hole, for needle sizes 5 to 7, in gauges $\frac{13}{32}$, $\frac{1}{2}$, $\frac{3}{8}$ and $\frac{1}{4}$ in., for 206671	2 00
206669	11792	Lifting Presser Foot, 46 needle hole, for needle sizes 5 to 7, in gauges $\frac{13}{32}$ and $\frac{1}{2}$ in., for 206670	1 50

No.	Plate	Name	Each
206708	11792	Lifting Presser Foot, 50 needle hole, for needle sizes 3 to 5, in gauges $\frac{13}{32}$ and $\frac{1}{4}$ in., for 206710	\$ 1 50
206709	11792	Lifting Presser Foot, 46 needle hole, for needle sizes 5 to 7, in gauges $\frac{13}{32}$ and $\frac{1}{4}$ in., for 206710	1 50
206711	11793	Lifting Presser Foot, 46 needle hole, for needle sizes 5 to 7, in gauges $\frac{13}{32}$ and $\frac{1}{8}$ in., for 206713	1 50
229642	11793	Lifting Presser Foot, 46 needle hole, for needle sizes 5 to 7, in gauges $\frac{13}{32}$ and $\frac{1}{8}$ in., for 206661	2 00
229650	11793	Lifting Presser Foot, 46 needle hole, for needle sizes 5 to 7, in gauges $\frac{1}{16}$, $\frac{1}{8}$, $\frac{1}{4}$ and $\frac{1}{2}$ in., for 229651	2 00
229652	11793	Lifting Presser Foot, 46 needle hole, for needle sizes 5 to 7, in gauges from $\frac{13}{32}$ to $\frac{1}{2}$ in., in steps of $\frac{1}{32}$ in., for 229653	2 50
229654	11960	Lifting Presser Foot, 46 needle hole, for needle sizes 5 to 7, in gauges from $\frac{13}{32}$ to $\frac{1}{2}$ in., in steps of $\frac{1}{16}$ in., for 229655	3 00
206683	11960	Lifting Presser Foot, 46 needle hole, for needle sizes 5 to 7, in gauges $\frac{1}{8}$, $\frac{1}{4}$, $\frac{1}{2}$ and 1 in., for 206685	3 00
206668	11839	Vibrating Presser Foot, for 206666, 206667, 206677, 222301, 222303, 229640 and 229661	1 00
206675	11839	Vibrating Presser Foot, for 206666, 206667, 206677, 222301, 222303, 229640 and 229661	1 00
206678	11839	Vibrating Presser Foot, for 206658, 206666, 206667, 206677, 222301, 222303, 229640 and 229661	1 00
206714	11839	Vibrating Presser Foot, for 206666, 206667, 206677, 222301, 222303, 229640 and 229661	1 00
206719	11839	Vibrating Presser Foot, for 206666, 206667, 206677, 222301, 222303, 229640 and 229661	1 00
222302	11839	Vibrating Presser Foot, for 206666, 206667, 206677, 222301, 222303, 229640 and 229661	1 50
222304	11839	Vibrating Presser Foot, for 206666, 206667, 206677, 222301, 222303, 229640 and 229661	1 00
206671	11839	Vibrating Presser Foot, for 229641	1 50
206670	11839	" " " " 206669	1 00
206710	11839	" " " " 206708 and 206709	1 00

No.	Plate	Name	Each
206713	11839	Vibrating Presser Foot, for 206711.....	\$ 1 00
206661	11839	" " " " 229642	1 50
229651	11793	" " " " 229650	1 50
229653	11793	" " " " 229652	1 50
229655	11960	" " " " 229654	2 00
206685	11960	" " " " 206683	2 00

ROLLER PRESSERS

FOR MACHINES NOS. 52 W 7 AND 52 W 8

No.	Plate	Name	Each
201906	11845	Roller Presser, $1\frac{1}{4}$ in. diam., $\frac{3}{8}$ in. face (fine) with 200548F and 201534H	\$ 40
201907	11845	Roller Presser, $1\frac{1}{4}$ in. diam., $\frac{3}{8}$ in. face (fine) with 200548F and 201534H	40
201908	11845	Roller Presser, $1\frac{1}{4}$ in. diam., $\frac{1}{4}$ in. face (fine) with 200548F and 201534H ...	40
201909	11845	Roller Presser, $\frac{3}{4}$ in. diam., $\frac{3}{8}$ in. face (coarse) with 200551F and 201534H ..	25
201910	12225	Roller Presser, $\frac{3}{4}$ in. diam., $\frac{1}{4}$ in. face (coarse) with 200551F and 201534H ..	25
201911	11845	Roller Presser, 1 in. diam., $\frac{1}{4}$ in. face (coarse) with 200551F and 201534H ..	35
202839	11783	Roller Presser Arm	20
204328	11783	" " " "	20
204567	11845	" " " 202839 with 201906 ..	60
204570	12225	" " " 204328 with 201910 ..	45
229341	14307	" " " Bracket (swing) ..	75
229344	—	" " " " 229341 with 200096D, 201071F, 204567 and 229325 ..	2 15
229747	—	Roller Presser Arm Bracket 229341 with 200096D, 201071F, 204567 and 229326 ..	2 15
200675C	12225	Roller Presser Arm Bracket Position Screw Stud	05
202558	12225	Roller Presser Arm Bracket Spring	02
202559	12225	" " " " " Stop ..	05
200141F	12225	" " " " " " Screw	02
229370	—	Roller Presser Arm Bracket Spring Stop and Back Needle Guard Holder	30
229371	11782	Roller Presser Arm Bracket Spring Stop and Back Needle Guard Holder 229370 with 200159F, 200350H and 226220	40
200350H	11845	Roller Presser Arm Bracket Spring Stop and Back Needle Guard Holder Adjusting Screw	03
200141F	12225	Roller Presser Arm Bracket Spring Stop and Back Needle Guard Holder Set Screw	02
200096D	12225	Roller Presser Arm Screw, for gauges $\frac{1}{8}$ to $\frac{1}{4}$ inch	03
200082D	12321	Roller Presser Arm Screw, for gauges $\frac{3}{8}$, $\frac{1}{2}$ and $\frac{5}{8}$ inch	03
200077D	14307	Roller Presser Arm Screw, for gauges $\frac{1}{2}$ and $\frac{3}{4}$ inch	03

Roller Pressers

No.	Plate	Name	Each
200064D	14307	Roller Presser Arm Screw, for $\frac{1}{4}$ in. gauge	\$ 04
229744	14307	Roller Presser Arm Shim, $\frac{1}{16}$ in. thick..	05
229745	14307	" " " " $\frac{3}{32}$ in. thick..	05
202760	14307	" " " " $\frac{1}{16}$ in. thick..	05
204495	12225	" " Bar	35
200548F	14307	" " Hinge Screw	10
200551F	12225	" " " Screw	10
201534H	12374	" " " Nut	03
229328	14309	" " Needle Guard (back), in gauges $\frac{1}{16}$, $\frac{3}{32}$, $\frac{1}{4}$ and $\frac{5}{16}$ inch.....	40
229329	14309	Roller Presser Needle Guard (back), in $\frac{1}{16}$ in. gauge	40
229330	14309	Roller Presser Needle Guard (back), in $\frac{3}{32}$ in. gauge	50
229331	14309	Roller Presser Needle Guard (back), in $\frac{1}{4}$ in. gauge	50
229332	14309	Roller Presser Needle Guard (back), in $\frac{5}{16}$ in. gauge	50
229333	14309	Roller Presser Needle Guard (back), in $\frac{3}{16}$ in. gauge, with 200134c	1 25
229334	14309	Roller Presser Needle Guard (back), in $\frac{5}{16}$ in. gauge, with 200134c	1 25
229335	14309	Roller Presser Needle Guard (back), in $\frac{1}{4}$ in. gauge, with 200134c.....	1 25
229347	11794	Roller Presser Needle Guard (back), in $\frac{3}{16}$ in. gauge, with 200134c	1 25
229338	14309	Roller Presser Needle Guard (back), in gauges $\frac{3}{32}$, $\frac{1}{4}$ and $\frac{5}{16}$ in., with 200175c and 229339	1 75
229340	14309	Roller Presser Needle Guard (back), in gauges $\frac{3}{16}$, $\frac{5}{16}$ and $\frac{1}{4}$ in., with 200134c, 200175c and 213699	1 75
229349	11794	Roller Presser Needle Guard (back), in $\frac{5}{16}$ in. gauge	50
229360	11794	Roller Presser Needle Guard (back), in $\frac{3}{16}$ in. gauge	50
229361	—	Roller Presser Needle Guard (back), in $\frac{1}{4}$ in. gauge	50
229362	11794	Roller Presser Needle Guard (back), in $\frac{3}{16}$ in. gauge, with 200134c	1 25
229363	—	Roller Presser Needle Guard (back), in $\frac{1}{4}$ in. gauge, with 200134c	1 25
200159F	14307	Roller Presser Needle Guard (back) Clamp Screw	04
226220	14307	Roller Presser Needle Guard (back) Clamp Screw Washer	01
200134c	14307	Roller Presser Needle Guard (back) Screw	02

Roller Pressers

No.	Plate	Name	Each
213699	14309	Roller Presser Needle Guard (back) Spring Guide	\$ 40
229339	14309	Roller Presser Needle Guard (back) Spring Guide	40
200175c	14309	Roller Presser Needle Guard (back) Spring Guide Screw	02
229325	11845	Roller Presser Needle Guard (front), in gauges $\frac{1}{16}$, $\frac{3}{32}$, $\frac{1}{4}$ and $\frac{5}{16}$ inch	50
229326	—	Roller Presser Needle Guard (front), in gauges $\frac{1}{16}$, $\frac{3}{32}$, $\frac{1}{4}$ and $\frac{5}{16}$ inch	50
201071F	11845	Roller Presser Needle Guard (front) Screw	03
229345	14308	Roller Presser and Bar complete, in gauges $\frac{3}{32}$, $\frac{1}{4}$ and $\frac{5}{16}$ in., Nos. 200675c, 202558, 204495, 229328, 229344, 229371 and two 200141F	3 50
229346	14308	Roller Presser and Bar complete, in $\frac{3}{16}$ in. gauge, Nos. 200082D, 200675c, 202558, 204495, 204567, 229330, 229341, 229371, 229744, 229745 and two 200141F	3 00
229950	—	Roller Presser and Bar complete, in $\frac{1}{4}$ in. gauge, Nos. 200082D, 200675c, 202558, 202760, 204495, 204567, 229331, 229341, 229371 and two 200141F	2 75
229951	—	Roller Presser and Bar complete, in $\frac{5}{16}$ in. gauge, Nos. 200082D, 200675c, 202558, 202760, 204495, 204567, 229332, 229341, 229371, 229744 and two 200141F	2 75
229952	—	Roller Presser and Bar complete, in $\frac{3}{16}$ in. gauge, Nos. 200077D, 200675c, 202558, 202760, 204495, 204567, 229341, 229347, 229371, 229745 and two 200141F	3 50
229953	—	Roller Presser and Bar complete, in $\frac{5}{16}$ in. gauge, Nos. 200077D, 200675c, 202558, 202760, 204495, 204567, 229334, 229341, 229371, 229744, 229745 and two 200141F	3 50
229954	—	Roller Presser and Bar complete, in $\frac{1}{4}$ in. gauge, Nos. 200064D, 200675c, 202558, 204495, 204567, 229335, 229341, 229371, two each 200141F and 202760	3 50
229748	14308	Roller Presser and Bar complete, in gauges $\frac{1}{16}$, $\frac{3}{32}$, $\frac{1}{4}$ and $\frac{5}{16}$ in., Nos. 200675c, 202558, 202559, 204495, 229747 and two 200141F	3 00
229957	—	Roller Presser and Bar complete, in $\frac{3}{16}$ in. gauge, Nos. 200082D, 200675c, 202558, 204495, 204567, 229341, 229360, 229371, 229744, 229745 and two 200141F	2 75

No.	Plate	Name	Each
229958	—	Roller Presser and Bar complete, in $\frac{1}{4}$ in. gauge, Nos. 200082b, 200675c, 202558, 202760, 204495, 204567, 229341, 229361, 229371 and two 200141F	\$ 2 75
229350	—	Roller Presser and Bar complete, in $\frac{3}{8}$ in. gauge, Nos. 200082b, 200675c, 202558, 202760, 204495, 204567, 229341, 229349, 229371, 229744, 229745 and two 200141F	2 75
229959	—	Roller Presser and Bar complete, in $\frac{1}{2}$ in. gauge, Nos. 200077b, 200675c, 202558, 202760, 204495, 204567, 229333, 229341, 229371, 229745 and two 200141F	3 50
229960	—	Roller Presser and Bar complete, in $\frac{3}{4}$ in. gauge, Nos. 200077b, 200675c, 202558, 202760, 204495, 204567, 229341, 229362, 229371, 229744, 229745 and two 200141F	3 50
229961	—	Roller Presser and Bar complete, in $\frac{1}{2}$ in. gauge, Nos. 200064b, 200675c, 202558, 204495, 204567, 229341, 229363, 229371, two each 200141F and 202760	3 50

THROAT PLATES

FOR MACHINES NOS. 52 W 1, 52 W 5 AND 52 W 6

Adapted for Hook Post Combination No. 203636.

No.	Plate	Name	Each
215774	11786	Throat Plate, 50 needle hole, needles $\frac{1}{4}$ in. apart, for needle sizes 3 to 5, in gauges $\frac{1}{32}$, $\frac{1}{16}$, $\frac{1}{8}$, $\frac{3}{16}$ and $\frac{1}{4}$ in., for 212677	\$ 2 00
212676	12251	Throat Plate, 50 needle hole, needles $\frac{1}{4}$ in. apart, for needle sizes 3 to 5, in gauges $\frac{1}{32}$, $\frac{1}{16}$ and $\frac{1}{8}$ in., for 212677 and 212794	2 00
212678	12251	Throat Plate, 50 needle hole, for needle sizes 3 to 5, in $\frac{3}{8}$ in. gauge, for 212679	2 00
221512	11786	Throat Plate, 50 needle hole, needles $\frac{3}{8}$ in. apart, for needle sizes 3 to 5, in gauges $\frac{1}{32}$, $\frac{1}{16}$ and $\frac{1}{8}$ in., for 212679	2 00
212680	12251	Throat Plate, 50 needle hole, for needle sizes 3 to 5, in gauges $\frac{1}{32}$ and $\frac{1}{16}$ in., for 212681	2 00
213915	11786	Throat Plate, 50 needle hole, needles $\frac{1}{4}$ in. apart, for needle sizes 3 to 5, in gauges $\frac{1}{32}$, $\frac{1}{16}$, $\frac{1}{8}$ and $\frac{3}{16}$ in., for 212777 and 212778	2 00
212688	12253	Throat Plate, 50 needle hole, for needle sizes 3 to 5, in gauges $\frac{1}{32}$, $\frac{1}{16}$ and $\frac{1}{8}$ in., for 212689 and 212690	2 00
212798	12253	Throat Plate, 46 needle hole, for needle sizes 5 to 7, in gauges $\frac{1}{4}$ and $\frac{3}{8}$ in., for 212675, 212689 and 212690	2 00
212691	12253	Throat Plate, 50 needle hole, for needle sizes 3 to 5, in gauges $\frac{1}{16}$, $\frac{1}{8}$ and $\frac{1}{4}$ in., for 212673 and 212692	2 00
212693	12254	Throat Plate, 50 needle hole, for needle sizes 3 to 5, in gauges $\frac{1}{4}$, $\frac{3}{8}$, $\frac{1}{2}$, $\frac{5}{8}$ and $\frac{3}{4}$ in., for 212694	2 00
212613	11786	Throat Plate, 50 needle hole, for needle sizes 3 to 5, in gauges $\frac{1}{32}$ and $\frac{1}{16}$ in., for 212612	2 00
212695	12254	Throat Plate, 50 needle hole, for needle sizes 3 to 5, in gauges $\frac{1}{8}$ and $\frac{1}{4}$ in., for 212697	2 00
221507	12253	Throat Plate, 46 needle hole, for needle sizes 5 to 7, in gauges $\frac{1}{4}$ and $\frac{3}{8}$ in., for 212673 and 212692	2 00

Throat Plates

No.	Plate	Name	Each
212696	12254	Throat Plate, 46 needle hole, for needle sizes 5 to 7, in gauges $\frac{3}{16}$ and $\frac{11}{32}$ in., for 212697	\$ 2 00
212666	12255	Throat Plate, 53 needle hole, for needle sizes 1 to $3\frac{1}{2}$, in gauges $\frac{1}{4}$, $\frac{3}{8}$ and $\frac{3}{16}$ in., for 212701 and 212702	2 00
212700	12255	Throat Plate, 50 needle hole, for needle sizes 3 to 5, in gauges $\frac{3}{8}$ and $\frac{3}{16}$ in., for 212701 and 212702	2 00
212773	11786	Throat Plate, 50 needle hole, for needle sizes 3 to 5, in $\frac{3}{16}$ in. gauge, for 212774	1 75
212770	12267	Throat Plate, 50 needle hole, for needle sizes 3 to 5, in $\frac{1}{4}$ in. gauge, for 212785	1 75
212686	12253	Throat Plate, 50 needle hole, for needle sizes 3 to 5, in $\frac{3}{16}$ in. gauge, for 212687	1 75
212698	12254	Throat Plate, 50 needle hole, for needle sizes 3 to 5, in gauges $\frac{1}{4}$ and $\frac{3}{16}$ in., for 212699	2 00
212741	12260	Throat Plate, 50 needle hole, for needle sizes 3 to 5, in $\frac{1}{4}$ in. gauge, for 212743	2 00
212742	12260	Throat Plate, 46 needle hole, for needle sizes 5 to 7, in $\frac{1}{4}$ in. gauge, for 212743	2 00
212744	12260	Throat Plate, 50 needle hole, for needle sizes 3 to 5, in gauges $\frac{3}{16}$, $\frac{11}{32}$ and $\frac{1}{2}$ in., for 212746	2 00
212745	12260	Throat Plate, 46 needle hole, for needle sizes 5 to 7, in gauges $\frac{3}{16}$, $\frac{11}{32}$ and $\frac{1}{2}$ in., for 212746	2 00
212747	12261	Throat Plate, 50 needle hole, for needle sizes 3 to 5, in $\frac{1}{2}$ in. gauge, for 212748	2 00
212730	12259	Throat Plate, 50 needle hole, for needle sizes 3 to 5, in gauges from $\frac{3}{8}$ to $\frac{11}{32}$ in., in steps of $\frac{1}{32}$ in., for 212731 and 212732	2 00
212733	12259	Throat Plate, 50 needle hole, for needle sizes 3 to 5, in gauges $\frac{3}{16}$, $\frac{11}{32}$, $\frac{5}{16}$, $\frac{33}{64}$ and $\frac{11}{16}$ in., for 212734	2 00
212735	12259	Throat Plate, 50 needle hole, for needle sizes 3 to 5, in gauges $\frac{33}{64}$, $\frac{3}{8}$, $\frac{35}{64}$ and $\frac{13}{16}$ in., for 212737 and 212775	2 00
212736	12259	Throat Plate, 46 needle hole, for needle sizes 5 to 7, in gauges $\frac{33}{64}$, $\frac{3}{8}$, $\frac{35}{64}$ and $\frac{13}{16}$ in., for 212737 and 212775	2 00
212738	12260	Throat Plate, 50 needle hole, for needle sizes 3 to 5, in gauges $\frac{1}{4}$, $\frac{11}{32}$ and 1 in., for 212740	2 00
212739	12260	Throat Plate, 46 needle hole, for needle sizes 5 to 7, in gauges $\frac{3}{8}$, $\frac{11}{32}$ and 1 in., for 212740	2 00
212703	12255	Throat Plate, 50 needle hole, for needle sizes 3 to 5, in $\frac{3}{16}$ in. gauge, for 212704	1 75

Throat Plates

No.	Plate	Name	Each
212705	12255	Throat Plate, 50 needle hole, for needle sizes 3 to 5, in $\frac{3}{16}$ in. gauge, for 212706	\$1 75
212714	12257	Throat Plate, 50 needle hole, for needle sizes 3 to 5, in gauges from $\frac{3}{16}$ to $\frac{1}{2}$ in., in steps of $\frac{1}{32}$ in., for 212716 and 212717	1 75
212722	12258	Throat Plate, 50 needle hole, for needle sizes 3 to 5, in gauges from $\frac{1}{4}$ to $\frac{1}{2}$ in., in steps of $\frac{1}{32}$ in., for 212724 and 212725	1 75
212711	12256	Throat Plate, 50 needle hole, for needle sizes 3 to 5, in gauges $\frac{3}{16}$, $\frac{11}{32}$, $\frac{1}{4}$, $\frac{33}{64}$ and $\frac{3}{8}$ in., for 212713 and 212795	1 75
212765	11786	Throat Plate, 50 needle hole, for needle sizes 3 to 5, in gauges from $\frac{3}{16}$ to $\frac{3}{8}$ in., in steps of $\frac{1}{32}$ in., for 212764 and 212766	1 75
212718	12257	Throat Plate, 46 needle hole, for needle sizes 5 to 7, in gauges from $\frac{3}{16}$ to $\frac{3}{8}$ in., in steps of $\frac{1}{32}$ in., for 212720 and 212721	1 75
212715	12257	Throat Plate, 46 needle hole, for needle sizes 5 to 7, in gauges from $\frac{3}{16}$ to $\frac{3}{8}$ in., in steps of $\frac{1}{32}$ in., for 212716 and 212717	1 75
212723	12258	Throat Plate, 46 needle hole, for needle sizes 5 to 7, in gauges from $\frac{1}{4}$ to $\frac{1}{2}$ in., in steps of $\frac{1}{32}$ in., for 212724 and 212725	1 75
212712	12256	Throat Plate, 46 needle hole, for needle sizes 5 to 7, in gauges $\frac{1}{4}$, $\frac{33}{64}$ and $\frac{3}{8}$ in., for 212713 and 212795	1 75
212726	12258	Throat Plate, 46 needle hole, for needle sizes 5 to 7, in gauges from $\frac{1}{4}$ to $\frac{1}{2}$ in., in steps of $\frac{1}{32}$ in., for 212728 and 212729	1 75
212719	12257	Throat Plate, 40 needle hole, for needle sizes 7 to 9, in gauges from $\frac{3}{8}$ to $\frac{3}{4}$ in., in steps of $\frac{1}{32}$ in., for 212720 and 212721	1 75
212769	12258	Throat Plate, 40 needle hole, for needle sizes 7 to 9, in gauges from $\frac{1}{4}$ to $\frac{1}{2}$ in., in steps of $\frac{1}{32}$ in., for 212724 and 212725	1 75
212727	12258	Throat Plate, 40 needle hole, for needle sizes 7 to 9, in gauges from $\frac{3}{8}$ to $\frac{1}{2}$ in., in steps of $\frac{1}{32}$ in., for 212728 and 212729	1 75
212667	12256	Throat Plate, 53 needle hole, for needle sizes 1 to $3\frac{1}{2}$, in gauges $\frac{1}{4}$, $\frac{3}{8}$, $\frac{3}{16}$, $\frac{3}{32}$ and $\frac{1}{8}$ in., for 212710	1 75
212709	12256	Throat Plate, 50 needle hole, for needle sizes 3 to 5, in gauges $\frac{3}{16}$, $\frac{3}{8}$, $\frac{11}{32}$ and $\frac{1}{4}$ in., for 212710	1 75
212668	12256	Throat Plate, 46 needle hole, for needle sizes 5 to 7, in gauges $\frac{3}{16}$, $\frac{11}{32}$ and $\frac{1}{4}$ in., for 212710	1 75

No.	Plate	Name	Each
212761	12262	Throat Plate, 50 needle hole, for needle sizes 3 to 5, in $\frac{3}{16}$ in. gauge, for 212704	\$2 25
212762	12262	Throat Plate, 50 needle hole, for needle sizes 3 to 5, in gauges $\frac{3}{16}$ and $\frac{1}{4}$ in., for strip work, for 212763	2 00
212757	12262	Throat Plate, 50 needle hole, for needle sizes 3 to 5, in gauges from $\frac{1}{4}$ to $\frac{1}{2}$ in., in steps of $\frac{1}{32}$ in., for strip work, for 212753	2 00
212759	12262	Throat Plate, 50 needle hole, for needle sizes 3 to 5, in gauges $\frac{5}{16}$, $\frac{3}{8}$ and $\frac{1}{2}$ in., for strip work, for 212760	2 00
212751	12261	Throat Plate, 46 needle hole, for needle sizes 5 to 7, in gauges $\frac{3}{8}$, $\frac{1}{2}$, $\frac{5}{8}$ and $\frac{3}{4}$ in., for strip work, for 212753	2 00
212754	12261	Throat Plate, 46 needle hole, for needle sizes 5 to 7, in gauges $\frac{3}{8}$, $\frac{1}{2}$, $\frac{5}{8}$ and $\frac{3}{4}$ in., for strip work, for 212756	2 00
212758	12262	Throat Plate, 46 needle hole, for needle sizes 5 to 7, in gauges from $\frac{1}{4}$ to $\frac{1}{2}$ in., in steps of $\frac{1}{32}$ in., for strip work, for 212753	2 00
212755	12261	Throat Plate, 40 needle hole, for needle sizes 7 to 9, in gauges $\frac{3}{8}$, $\frac{1}{2}$, $\frac{5}{8}$ and $\frac{3}{4}$ in., for strip work, for 212756	2 00
212752	12261	Throat Plate, 40 needle hole, for needle sizes 7 to 9, in gauges $\frac{3}{8}$, $\frac{1}{2}$, $\frac{5}{8}$ and $\frac{3}{4}$ in., for strip work, for 212753	2 00
212749	12261	Throat Plate, 46 needle hole, for needle sizes 5 to 7, in gauges $\frac{3}{8}$, $\frac{1}{2}$, $\frac{5}{8}$ and $\frac{3}{4}$ in., for sleeving, for 212724 and 212725	2 00
212750	12261	Throat Plate, 40 needle hole, for needle sizes 7 to 9, in gauges $\frac{3}{8}$, $\frac{1}{2}$, $\frac{5}{8}$ and $\frac{3}{4}$ in., for sleeving, for 212724 and 212725	2 00

FOR MACHINE NO. 52 W 7

Adapted for Hook Post Combination No. 203647.

No.	Plate	Name	Each
212779	12266	Throat Plate, 53 needle hole, needles $\frac{3}{16}$ in. apart, for needle sizes 1 to $3\frac{1}{2}$, in gauges $\frac{3}{16}$, $\frac{1}{4}$ and $\frac{5}{16}$ in., for 212777 and 212778	\$ 2 00
212780	12266	Throat Plate, 50 needle hole, needles $\frac{3}{16}$ in. apart, for needle sizes 3 to 5, in gauges $\frac{3}{16}$, $\frac{1}{4}$ and $\frac{5}{16}$ in., for 212777 and 212778	2 00
212776	12266	Throat Plate, 53 elongated needle hole, Needles $\frac{3}{16}$ in. apart, for needle sizes 3 to 4, in gauges $\frac{3}{16}$, $\frac{1}{4}$ and $\frac{5}{16}$ in., for 212777 and 212778	2 00
212663	12266	Throat Plate, 50 elongated needle hole, needles $\frac{3}{16}$ in. apart, for needle sizes 4 to 6, in gauges $\frac{3}{16}$, $\frac{1}{4}$ and $\frac{5}{16}$ in., for 212777 and 212778	2 00

FOR MACHINE NO. 52 W 8

Adapted for Hook Post Combination No. 203647

212874	11787	Throat Plate, 50 needle hole, for needle sizes 3 to 5, in $\frac{3}{16}$ in. gauge, for 212875	2 00
212788	12268	Throat Plate, 50 needle hole, for needle sizes 3 to 5, in $\frac{3}{8}$ in. gauge, for 212789	1 75
221501	12268	Throat Plate, 46 needle hole, for needle sizes 5 to 7, in $\frac{3}{8}$ in. gauge, for 212789	1 75
212790	12268	Throat Plate, 50 needle hole, for needle sizes 3 to 5, in $\frac{3}{16}$ in. gauge, for 212791	1 75
212792	12268	Throat Plate, 50 needle hole, for needle sizes 3 to 5, in $\frac{1}{4}$ in. gauge, for 212793	1 75
212876	11787	Throat Plate, 50 needle hole, for needle sizes 3 to 5, in $\frac{1}{8}$ in. gauge, for 212877	2 00

FOR MACHINE NO. 52 W 10

Adapted for Hook Post Combination No. 203647

No.	Plate	Name	Each
212776	12266	Throat Plate, 53 elongated needle hole, needles $\frac{3}{16}$ in. apart, for needle sizes 3 to 4, in gauges $\frac{1}{16}$, $\frac{3}{16}$ and $\frac{1}{8}$ in., for 212777 and 212778	\$ 2 00
212779	12266	Throat Plate, 53 needle hole, needles $\frac{3}{16}$ in. apart, for needle sizes 1 to $3\frac{1}{2}$, in gauges $\frac{1}{16}$, $\frac{3}{16}$ and $\frac{1}{8}$ in., for 212777 and 212778	2 00
212663	12266	Throat Plate, 50 elongated needle hole, needles $\frac{3}{16}$ in. apart, for needle sizes 4 to 6, in gauges $\frac{1}{16}$, $\frac{3}{16}$ and $\frac{1}{8}$ in., for 212777 and 212778	2 00
212859	11787	Throat Plate, 50 needle hole, for needle sizes 3 to 5, in gauges from $\frac{3}{16}$ to $\frac{1}{4}$ in., in steps of $\frac{1}{32}$ in., for 212731 and 212732	2 00
212786	12267	Throat Plate, 50 needle hole, for needle sizes 3 to 5, in $\frac{3}{16}$ in. gauge, for 212787	1 75
212783	12267	Throat Plate, 50 needle hole, for needle sizes 3 to 5, in $\frac{3}{16}$ in. gauge, for 212683	1 75
212781	12266	Throat Plate, 50 needle hole, for needle sizes 3 to 5, in gauges $\frac{3}{16}$, $\frac{1}{4}$, $\frac{5}{16}$ and $\frac{3}{8}$ in., for 212675 and 212782	2 00
221502	11787	Throat Plate, 50 needle hole, for needle sizes 3 to 5, in gauges $\frac{3}{16}$ and $\frac{5}{16}$ in., for 221504	1 75
212796	11787	Throat Plate, 50 needle hole, for needle sizes 3 to 5, in gauges $\frac{3}{16}$ and $\frac{1}{4}$ in., for 212797	2 00
212784	12267	Throat Plate, 50 needle hole, for needle sizes 3 to 5, in $\frac{1}{4}$ in. gauge, for 212785	1 75
212780	12266	Throat Plate, 50 needle hole, needles $\frac{3}{16}$ in. apart, for needle sizes 3 to 5, in gauges $\frac{3}{16}$, $\frac{1}{4}$ and $\frac{5}{16}$ in., for 212777 and 212778	2 00
212788	12268	Throat Plate, 50 needle hole, for needle sizes 3 to 5, in $\frac{3}{16}$ in. gauge, for 212789	1 75
212790	12268	Throat Plate, 50 needle hole, for needle sizes 3 to 5, in $\frac{5}{16}$ in. gauge, for 212791	1 75
212792	12268	Throat Plate, 50 needle hole, for needle sizes 3 to 5, in $\frac{1}{4}$ in. gauge, for 212793	1 75
212874	11787	Throat Plate, 50 needle hole, for needle sizes 3 to 5, in $\frac{3}{16}$ in. gauge, for 212875	2 00
212876	11787	Throat Plate, 50 needle hole, for needle sizes 3 to 5, in $\frac{1}{4}$ in. gauge, for 212877	2 00
221501	12268	Throat Plate, 46 needle hole, for needle sizes 5 to 7, in $\frac{3}{16}$ in. gauge, for 212789	1 75

No.	Plate	Name	Each
212772	11787	Throat Plate, 40 needle hole, for needle sizes 7 to 9, in $\frac{1}{8}$ in. gauge, for 212785	\$ 1 75
212845	11787	Throat Plate, 40 needle hole, for needle sizes 7 to 9, in $\frac{3}{16}$ in. gauge, for 212844	2 00

FOR MACHINE NO. 52 W 11

Adapted for Hook Post Combination No. 203647

212796	11787	Throat Plate, 50 needle hole, for needle sizes 3 to 5, in gauges $\frac{3}{16}$ and $\frac{1}{4}$ in., for 212797	2 00
212849	11787	Throat Plate, 50 needle hole, for needle sizes 3 to 5, in gauges $\frac{1}{8}$, $\frac{3}{16}$ and $\frac{1}{4}$ in., for 212848	1 75
212850	11787	Throat Plate, 46 needle hole, for needle sizes 5 to 7, in gauges $\frac{1}{8}$, $\frac{3}{16}$ and $\frac{1}{4}$ in., for 212848	1 75
221502	11787	Throat Plate, 50 needle hole, for needle sizes 3 to 5, in gauges $\frac{3}{16}$ and $\frac{5}{16}$ in., for 221504	1 75
221503	11787	Throat Plate, 46 needle hole, for needle sizes 5 to 7, in gauges $\frac{3}{16}$ and $\frac{5}{16}$ in., for 221504	1 75
212781	12266	Throat Plate, 50 needle hole, for needle sizes 3 to 5, in gauges $\frac{3}{16}$, $\frac{1}{4}$, $\frac{5}{16}$ and $\frac{3}{8}$ in., for 212675 and 212782	2 00
221509	11788	Throat Plate, 50 needle hole, for needle sizes 3 to 5, in gauges $\frac{3}{16}$ and $\frac{1}{4}$ in., grooved on top for staying, for 212782	2 00
221513	11788	Throat Plate, 50 needle hole, for needle sizes 3 to 5, in gauges $\frac{5}{16}$ and $\frac{3}{8}$ in., grooved on top for staying, for 221514	1 75
221511	11788	Throat Plate, 50 needle hole, for needle sizes 3 to 5, in gauges $\frac{3}{16}$ and $\frac{1}{4}$ in., grooved on top for staying, for 212797	2 00

No.	Plate	Name	Each
221510	11788	Throat Plate, 50 needle hole, for needle sizes 3 to 5, in gauges $\frac{1}{8}$, $\frac{3}{16}$ and $\frac{1}{4}$ in., grooved on top for staying, for 212848	\$1 75
221515	11788	Throat Plate, 50 needle hole, for needle sizes 3 to 5, in gauges $\frac{1}{8}$ and $\frac{11}{32}$ in., grooved on top for staying, for 212697	2 00
212859	11787	Throat Plate, 50 needle hole, for needle sizes 3 to 5, in gauges from $\frac{3}{8}$ to $\frac{11}{16}$ in., in steps of $\frac{1}{32}$ in., for 212731 and 212732	2 00
212853	11787	Throat Plate, 46 needle hole, for needle sizes 5 to 7, in gauges from $\frac{3}{8}$ to $\frac{1}{2}$ in., in steps of $\frac{1}{32}$ in., for strip work, for 212753	2 00

LAP SEAM FELLERS

Note: In ordering Lap Seam Fellers, give letter which refers to material to be used, in addition to the number.

- F Silks, fine muslins etc., where there are no seams.
- L Fine shirts, underwear, corsets, etc.
- M General shirt and corset work, etc.
- MH Heavy corset and other medium heavy material.
- H Heavy shirt work, light overalls, etc.
- XH Overall and duck work.
- XXH Heavy duck and canvas work.
- XXXH Horse Blankets, etc.
- XXXXH Extra heavy material with seams.

No.	Plate	Name	Each
230035	11846	Lap Seam Feller on Shank (left hand). For corsets. Has a Separator which prevents the "turned in" edges from overlapping. For $\frac{5}{8}$ to $\frac{3}{4}$ in. gauge machines. For L, M or MH material. Has no yielding spring	\$3 40
230036	11846	Lap Seam Feller on Shank (right hand). For corsets. Has a Separator which prevents the "turned in" edges from overlapping. For $\frac{5}{8}$ to $\frac{3}{4}$ in. gauge machines. For L, M or MH material. Has no yielding spring	3 40
230037	11847	Lap Seam Feller on Shank (left hand). For corsets. Made extra short for small curves. Has a Separator which prevents the "turned in" edges from overlapping. For $\frac{5}{8}$ to $\frac{3}{4}$ in. gauge machines. For L, M or MH material. Has no yielding spring	3 40
230038	11847	Lap Seam Feller on Shank (right hand). For corsets. Made extra short for small curves. Has a Separator which prevents the "turned-in" edges from overlapping. For $\frac{5}{8}$ to $\frac{3}{4}$ in. gauge machines. For L, M or MH material. Has no yielding spring	3 40

No.	Plate	Name	Each
230039	11847	Lap Seam Feller on Shank (left hand). For $\frac{1}{8}$ to $\frac{3}{8}$ in. gauge machines. For F, L or M material. Has no yielding spring	\$ 3 40
230040	11848	Lap Seam Feller on Shank (right hand). For $\frac{1}{8}$ to $\frac{3}{8}$ in. gauge machines. For F, L or M material. Has no yielding spring	3 40
230041	11848	Lap Seam Feller on Shank (left hand). For $\frac{3}{8}$ to $\frac{3}{4}$ in. gauge machines. For F, L, M or MH material. Has no yielding spring	3 40
230042	11848	Lap Seam Feller on Shank (right hand). For $\frac{3}{8}$ to $\frac{3}{4}$ in. gauge machines. For F, L, M or MH material. Has no yielding spring	3 40
230043	11846	Lap Seam Feller on Shank (right hand). For $\frac{3}{4}$ to 1 in. gauge machines. For H, XH, XXH or XXXH material. Has no yielding spring	3 40
230044	11849	Lap Seam Feller on Shank (left hand). For $\frac{3}{4}$ to 1 in. gauge machines. For H, XH, XXH or XXXH material. Has no yielding spring	3 40
230045	11849	Lap Seam Feller on Shank (left hand). For $\frac{1}{2}$ to 1 in. gauge machines. For M, MH, H, XH, XXH, XXXH or XXXXH material. Has no yielding spring	3 40
230046	11850	Lap Seam Feller on Shank (right hand). For $\frac{1}{2}$ to 1 in. gauge machines. For M, MH, H, XH, XXH, XXXH or XXXXH material. Has no yielding spring	3 40
230047	11851	Lap Seam Feller on Shank (left hand). For general work. For $\frac{1}{8}$ to 1 in. gauge machines. For F, L, M, MH or H material. Has yielding spring	3 40
230048	11851	Lap Seam Feller on Shank (right hand). For general work. For $\frac{1}{8}$ to 1 in. gauge machines. For F, L, M, MH or H material. Has yielding spring.....	3 40
230049	11850	Lap Seam Feller on Shank (left hand). Made short for felling curves. For $\frac{3}{4}$ to $\frac{5}{8}$ in. gauge machines. For F, L, M, MH, H or XH material. Has yielding spring	3 40

No.	Plate	Name	Each
230050	11852	Lap Seam Feller on Shank (right hand). Made short for felling curves. For $\frac{3}{4}$ to $\frac{5}{8}$ in. gauge machines. For F, L, M, MH, H or XH material. Has yielding spring	\$ 3 40
230055	11851	Lap Seam Feller on Shank (left hand). For general work. For $\frac{3}{4}$ to 1 in. gauge machines. For XH, XXH or XXXH material. Has yielding spring	3 40
230056	11852	Lap Seam Feller on Shank (right hand). For general work. For $\frac{3}{4}$ to 1 in. gauge machines. For XH, XXH or XXXH material. Has yielding spring	3 40

WORK PLATE AND LAP SEAM FELLER BASE PLATE

No.	Plate	Name	Each
230356	14631	Work Plate (adjustable)	\$1 00
230852	—	“ “ 230356 with 230357, 230358 and four 200169B	1 65
230357	14631	Work Plate Guide (left)	25
230358	14631	“ “ “ (right)	25
200169B	14631	“ “ “ Adjusting Screw	04
200169B	14631	“ “ “ Screw	04
230359	14631	“ “ Lap Seam Feller Base Plate	25
230853	—	“ “ “ “ “ “ “ 230359 with 200153E and 201561E	35
201561E	14631	Work Plate Lap Seam Feller Base Plate Thumb Nut	15
200153E	14631	Work Plate Lap Seam Feller Screw	06
200158B	11783	“ “ Screw (2)	04
230360	—	Work Plate and Lap Seam Feller Base Plate complete, Nos. 230852, 230853 and two 200158B	2 00

UNDER DRIVER

Ball Bearing, Right Hand, Round Belt, Two Speed

No.	Plate	Name	Each
202457	10959	Cone Pulley (grooved), two speed, 3 $\frac{3}{4}$ in. and 4 $\frac{1}{2}$ in. belt diam., with 227553, for 227738	\$1 35
227370	—	Cone Pulley (grooved), two speed, 4 $\frac{3}{4}$ in. and 5 $\frac{1}{2}$ in. belt diam., with 227553, for 227740	1 35
25362	12321	Cone Pulley Ball, size $\frac{3}{8}$ inch	02
204100	12321	“ “ “ Bearing Cup	12
204101	12321	“ “ “ Cap	02
204102	12321	“ “ “ Retaining Spring	05
227553	12322	Cone Pulley Ball Cup complete, Nos. 204100 to 204102 and thirteen 25362	45
202459	10959	Driving Pulley, 7 $\frac{1}{2}$ in. diam., with 202460 and 204105	75
202460	10959	Driving Pulley Friction Ring (leather)	05
204105	12321	“ “ “ “ Stop Pin	01
227743	—	“ “ Shaft (hollow) with 204109, 204110, 204112 and two 204111	60
202461	10959	Driving Pulley Shaft 227743 with 204107, 204108 and eleven 25363	1 00
25363	12321	Driving Pulley Shaft Ball, size $\frac{1}{2}$ inch	03
204107	12321	“ “ “ “ Cup	10
204108	12321	“ “ “ “ Cap	02
204109	—	“ “ “ Oil Plug	01
204110	—	“ “ “ Oiling Leather	02
204111	—	“ “ “ “ Pin (leather)	01
204112	12322	Driving Pulley Shaft Oiling Wick	01
200524c	12321	“ “ “ Set Screw	06
204113	12321	“ “ “ Thimble	10
227734	10959	Frame with 200524c	80
202463	10959	Lever (compression) with 204117, two each 200524c and 202845	45
227735	10959	Lever Brake with 200524c, 204122 and two 200374c	35
227736	10959	Lever Brake 227735 with 200082D and 227737	60
227737	10959	Lever Brake Belt Guard	20
200082D	12321	“ “ “ “ Screw	03
204122	12322	“ “ Leather	05
200374c	12321	“ “ “ Set Screw	02
200524c	12321	“ “ Set Screw	06
204123	12322	“ “ Spring	05

No.	Plate	Name	Each
204117	12321	Lever Compression Plate	\$ 10
202845	12321	" " " Rivet	01
202464	10929	" " Shaft with 202302	20
202302	12321	" " " Cotter Pin	01
200524c	12321	" " " Set Screw	06
27070	10959	Shaft Pulley (sectional, grooved) 10 in. diam., 1 $\frac{3}{8}$ in. bore, with two 597c.....	45
597c	11782	Shaft Pulley Clamping Screw	08
227976	10959	Treadle with 200540b	45
227977	10959	" 227976 with 227978	60
227978	10959	" Adjustable Connecting Slide.....	15
200540b	11782	" " " " Set Screw	10
202468	10959	Treadle Pitman Rod (lower or upper)..	05
204126	12321	" " " Clamp with two 200530c	20
200530c	12321	Treadle Pitman Rod Clamp Set Screw..	05
227980	10959	Treadle Pitman complete, Nos. 204126 and two 202468	30
204127	10959	Treadle Stand (left) with two wood screws 1 in., No. 13	08
204128	10959	Treadle Stand (right) with two wood screws 1 in., No. 13	08
227981	---	Treadle and Stand complete, Nos. 204127, 204128 and 227977	75
227982	---	Treadle and Pitman complete, Nos. 227980 and 227981	90
227740	---	Transmitter complete, Nos. 202459, 202461, 202463, 202464, 204113, 204123, 227370, 227734, 227736 and three wood screws 1 $\frac{3}{8}$ in., No. 15, for 227985	3 00
227738	---	Transmitter, complete, Nos. 202457, 202459, 202461, 202463, 202464, 204113, 204123, 227734, 227736 and three wood screws 1 $\frac{3}{8}$ in., No. 15, for 227984	3 00
227984	---	Under Driver (ball bearing) lever pressure, right hand, two speed, complete, Nos. 27070, 227738 and 227982, for Machines Nos. 52w6 to 52w8, 52w10 and 52w11	4 00
227985	---	Under Driver (ball bearing) lever pressure, right hand, two speed, complete, Nos. 27070, 227740 and 227982, for Machines Nos. 52w1 and 52w5	4 00

OBSOLETE PARTS

No.	Plate	Name	Each
203250	12374	Hook Driving Shaft Collar with two 200293c	\$ 20
204870	12336	Needle Bar (hollow)	80
203703	11911	" Holder, in gauges $\frac{3}{8}$, $\frac{1}{2}$ and $\frac{5}{8}$ in., with 200068u and two 200141r	1 00
203704	11911	Needle Holder, in gauges from $\frac{1}{8}$ to $\frac{1}{2}$ in., in steps of $\frac{1}{32}$ in., with 200068u and two 200141r	1 25
203705	11911	Needle Holder, in gauges from $\frac{1}{8}$ to $\frac{3}{8}$ in., in steps of $\frac{1}{32}$ in., with 200068u and two 200141r	1 50
203714	11911	Needle Holder, in gauges $\frac{3}{8}$, $\frac{1}{2}$ and $\frac{5}{8}$ in., with 200068u and two 200141r, for Machine No. 52w6	1 00
213896	11794	Needle Holder, in gauges from $\frac{1}{8}$ to $\frac{1}{2}$ in., in steps of $\frac{1}{32}$ in., with 200068u and two 200141r, for Machine No. 52w6..	1 25
213897	11794	Needle Holder, in gauges from $\frac{1}{8}$ to $\frac{3}{8}$ in., in steps of $\frac{1}{32}$ in., with 200068u and two 200141r, for Machine No. 52w6..	1 50
203701	11911	Needle Holder, needles $\frac{3}{8}$ in. apart, and must be set diagonally, in gauges $\frac{1}{8}$, $\frac{3}{8}$, $\frac{1}{2}$ and $\frac{5}{8}$ in., with 200068u and two 200141r, for Machine No. 52w7 ..	1 25
203702	11911	Needle Holder, needles $\frac{1}{2}$ in. apart and must be set diagonally, in gauges $\frac{3}{8}$, $\frac{1}{2}$, $\frac{5}{8}$ and $\frac{3}{4}$ in., with 200068u and two 200141r, for Machine No. 52w7 ..	1 25
215612	---	Vibrating Presser Bar	45
204489	11783	" " " 215612 with 204493 and two 200138b, for Machine No. 52w6	60
215628	---	Vibrating Presser Bar	45
204488	11783	" " " 215628 with 204493 and two 200138b, for Machine No. 52w6	60

PLATE 10278—ONE-FOURTH SIZE

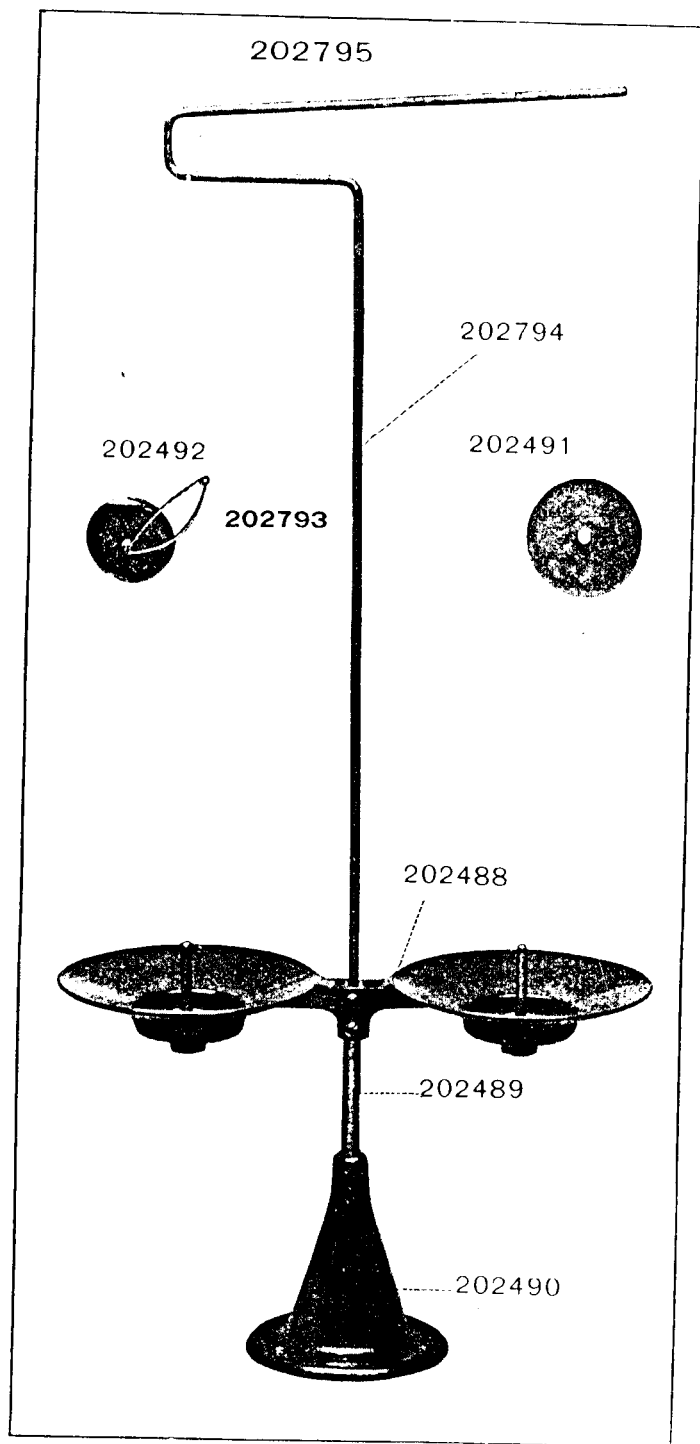


PLATE 10959-ONE-SIXTH SIZE

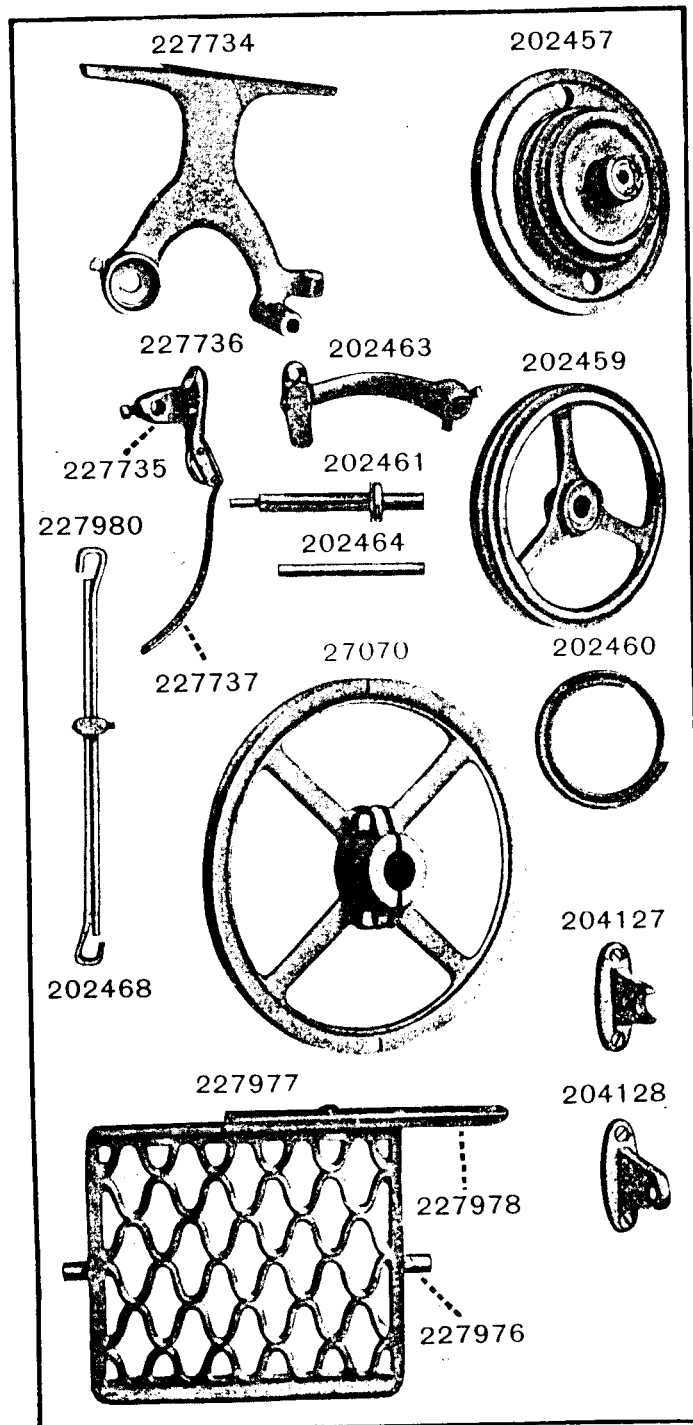


PLATE 11156 - ONE-FOURTH SIZE

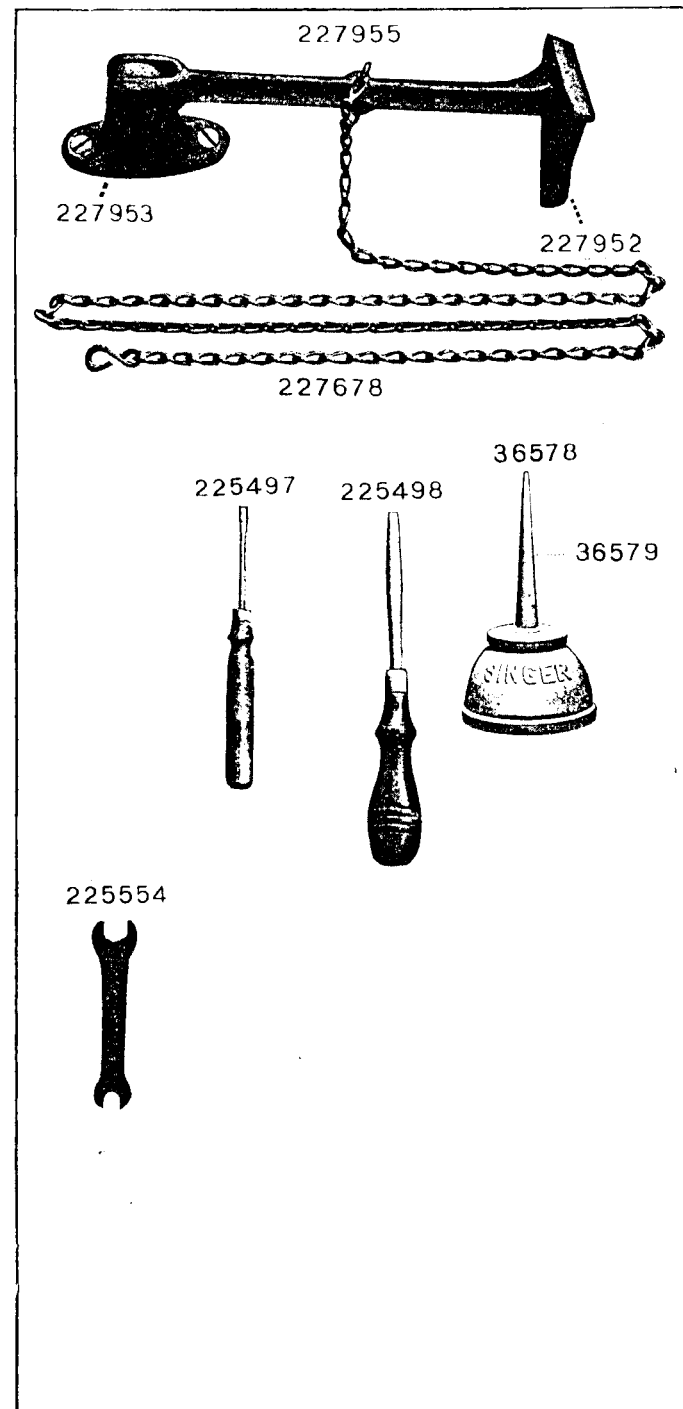


PLATE 11241—FULL SIZE

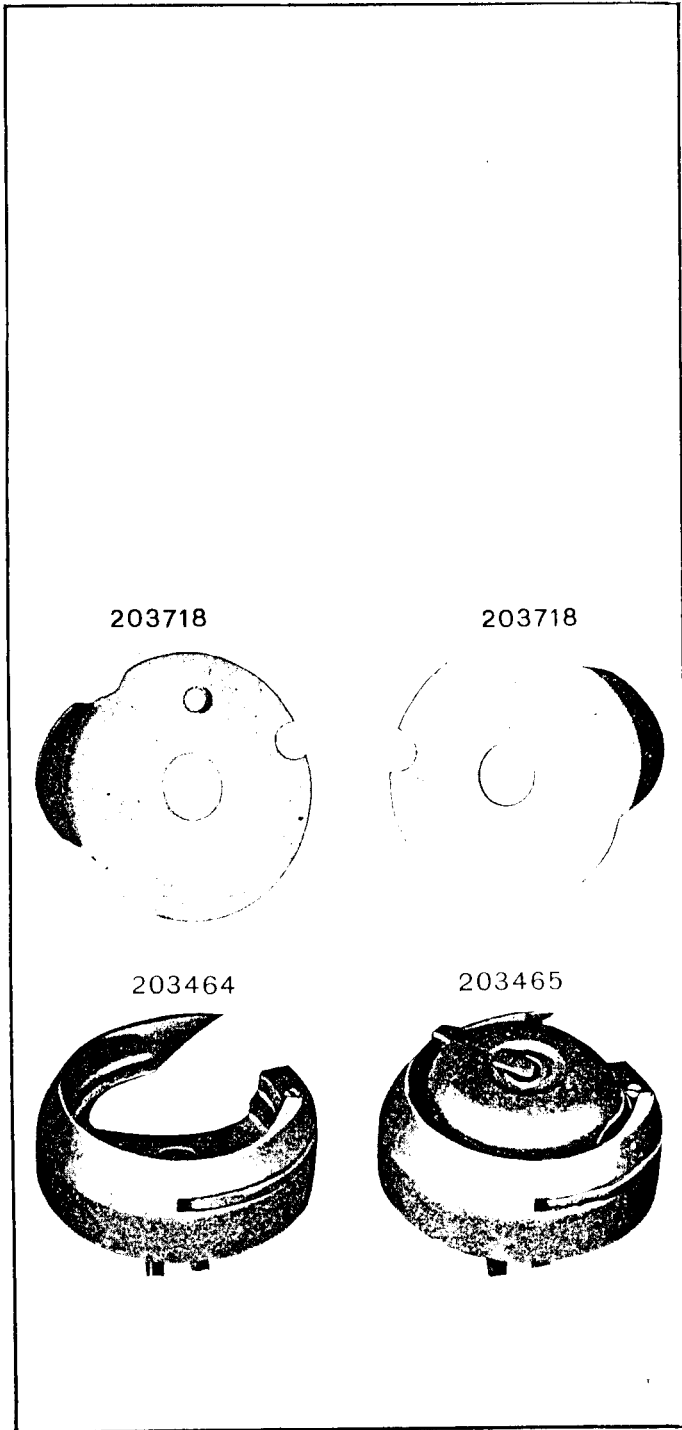


PLATE 11269—FULL SIZE




PLATE 11270-ONE-HALF SIZE




PLATE 11762-ONE-HALF SIZE

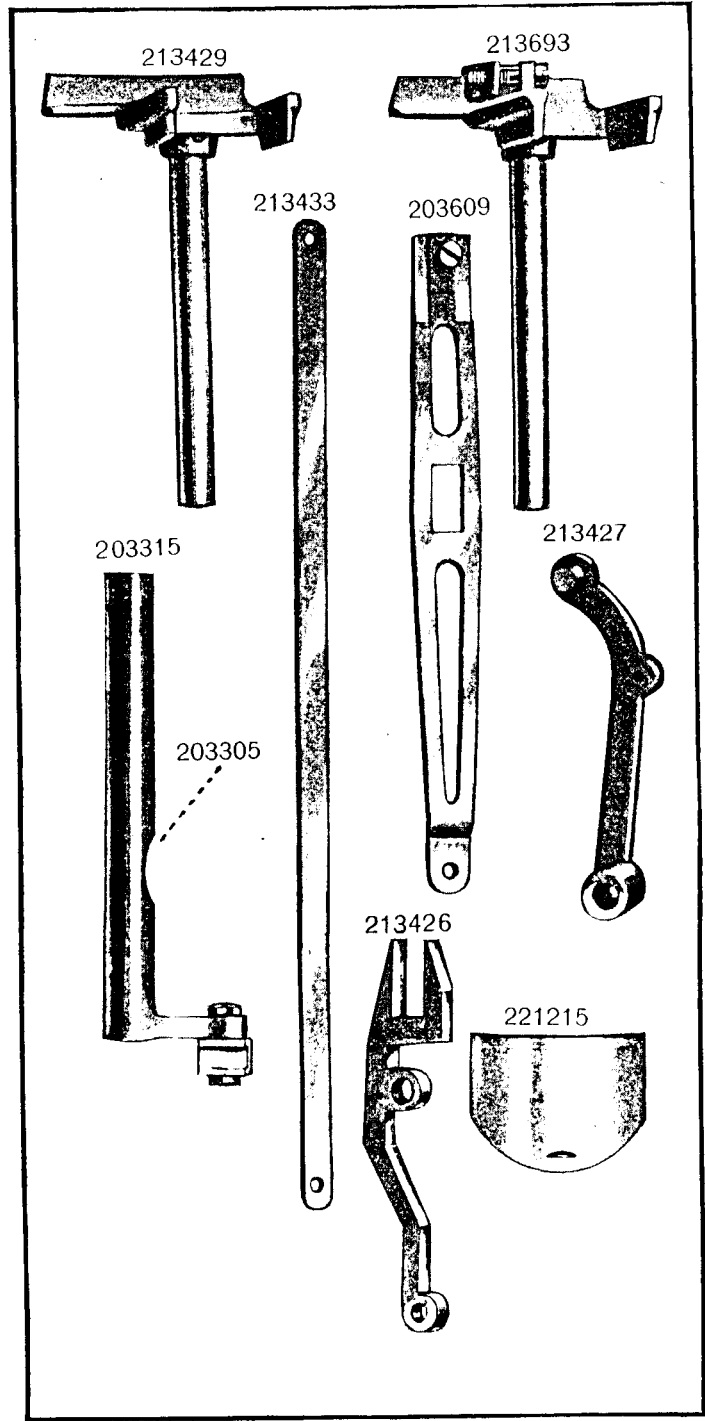


PLATE 11763-FULL SIZE

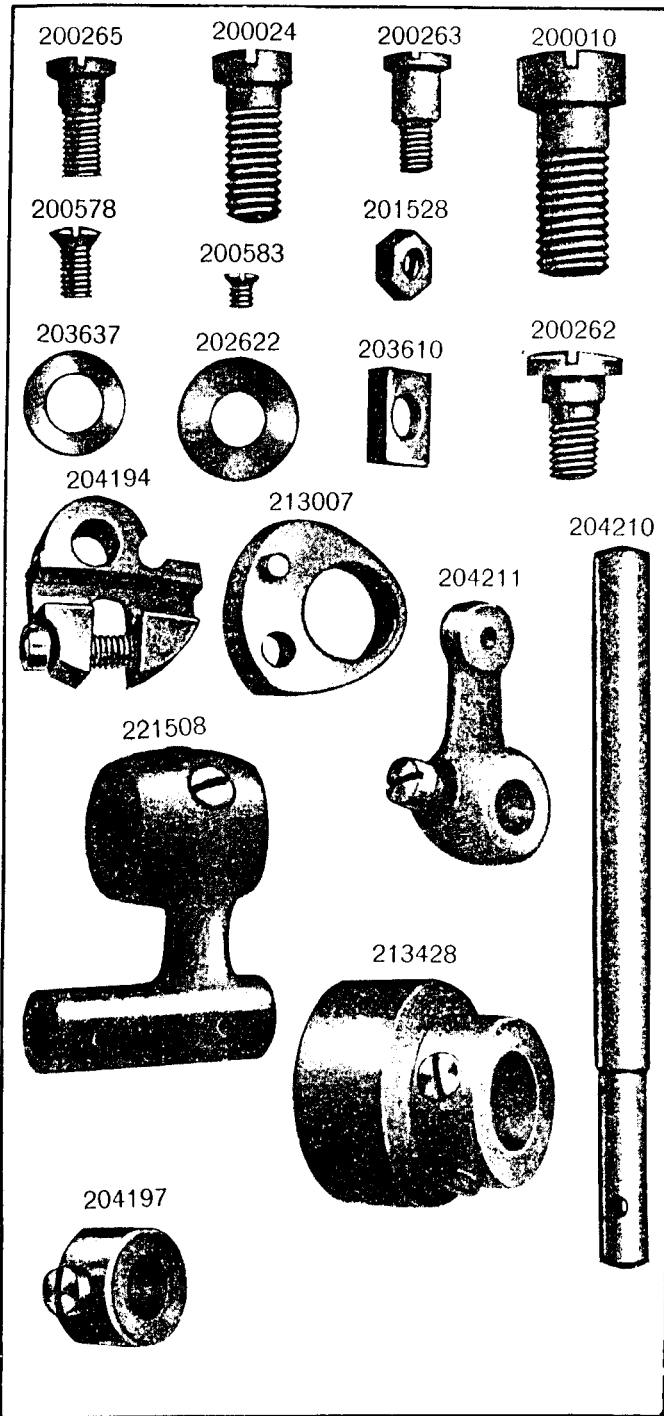


PLATE 11768-ONE-HALF SIZE

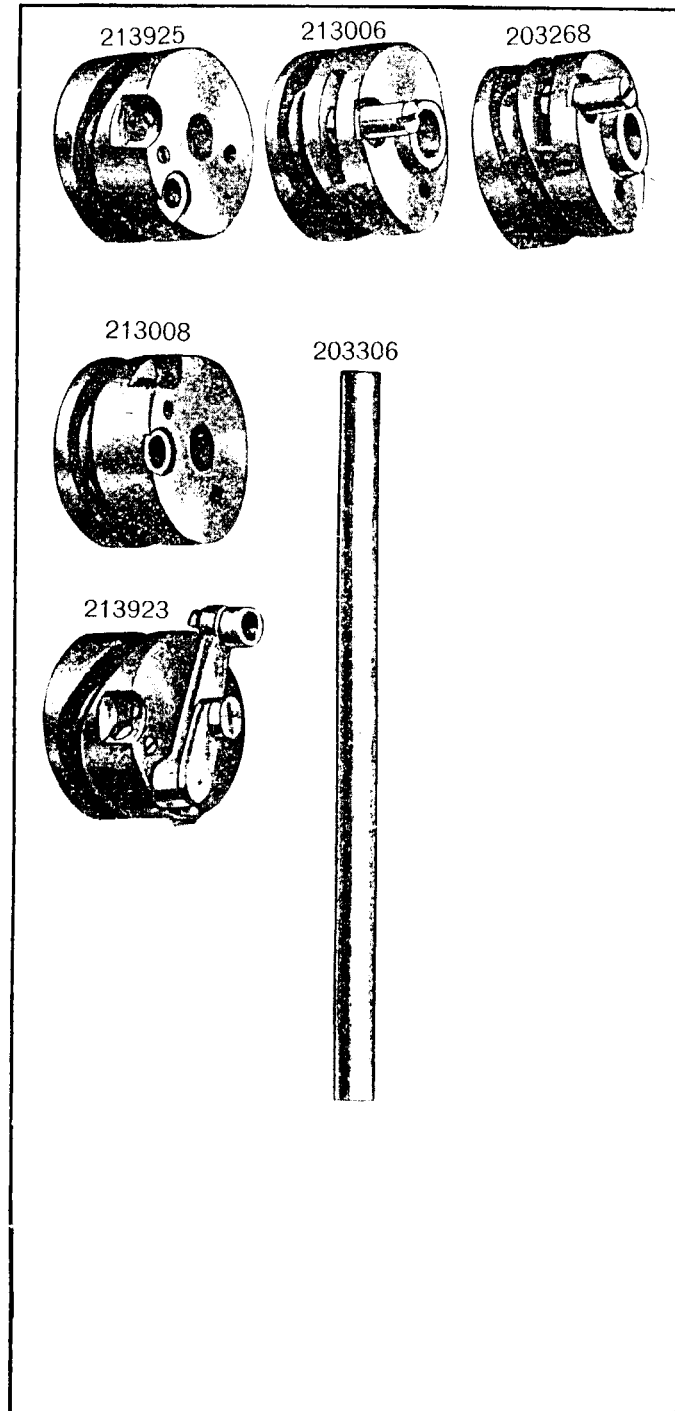


PLATE 11781-ONE-FOURTH SIZE

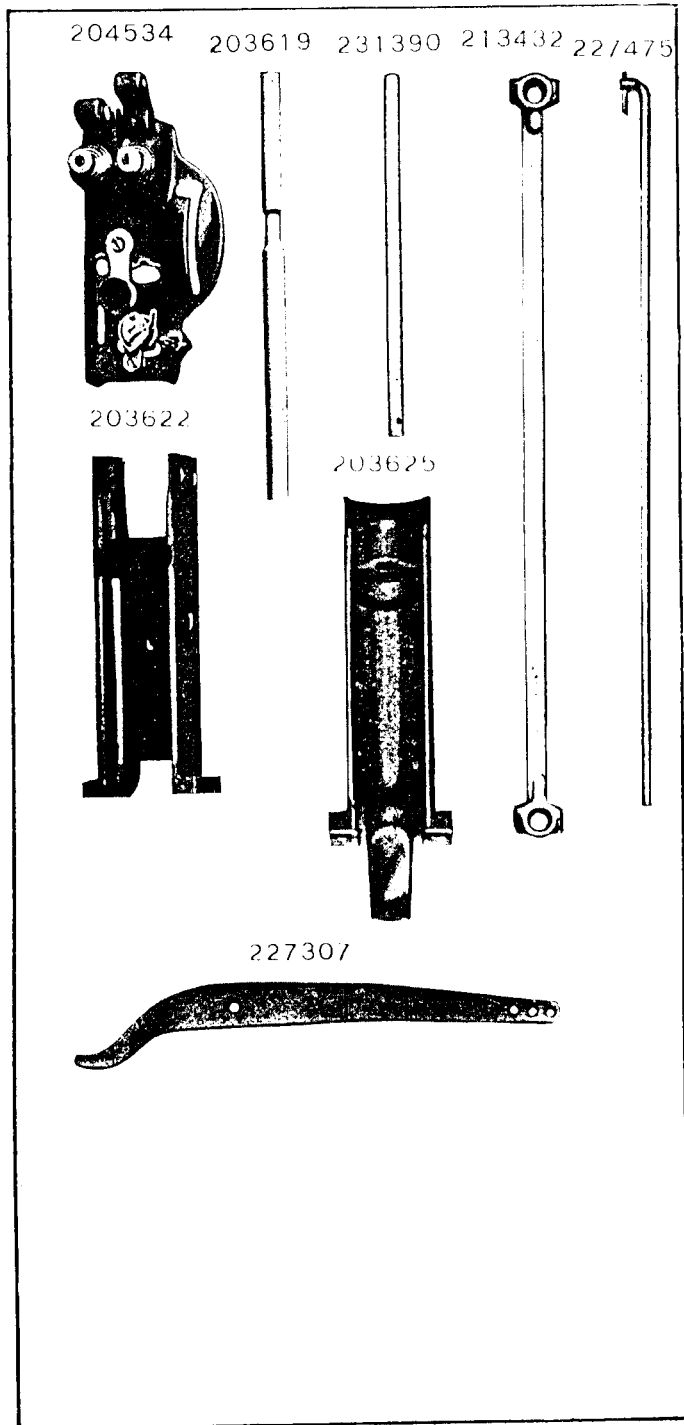


PLATE 11782 -FULL SIZE

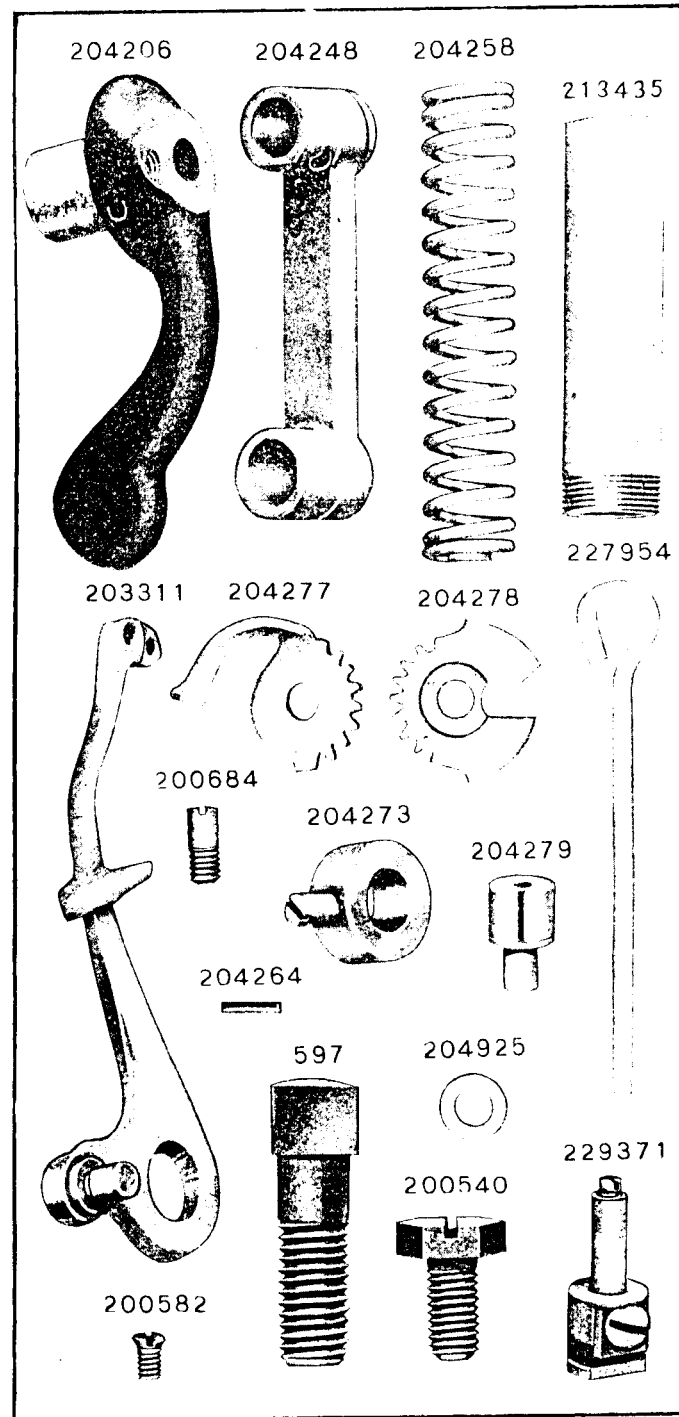


PLATE 11783 -FULL SIZE

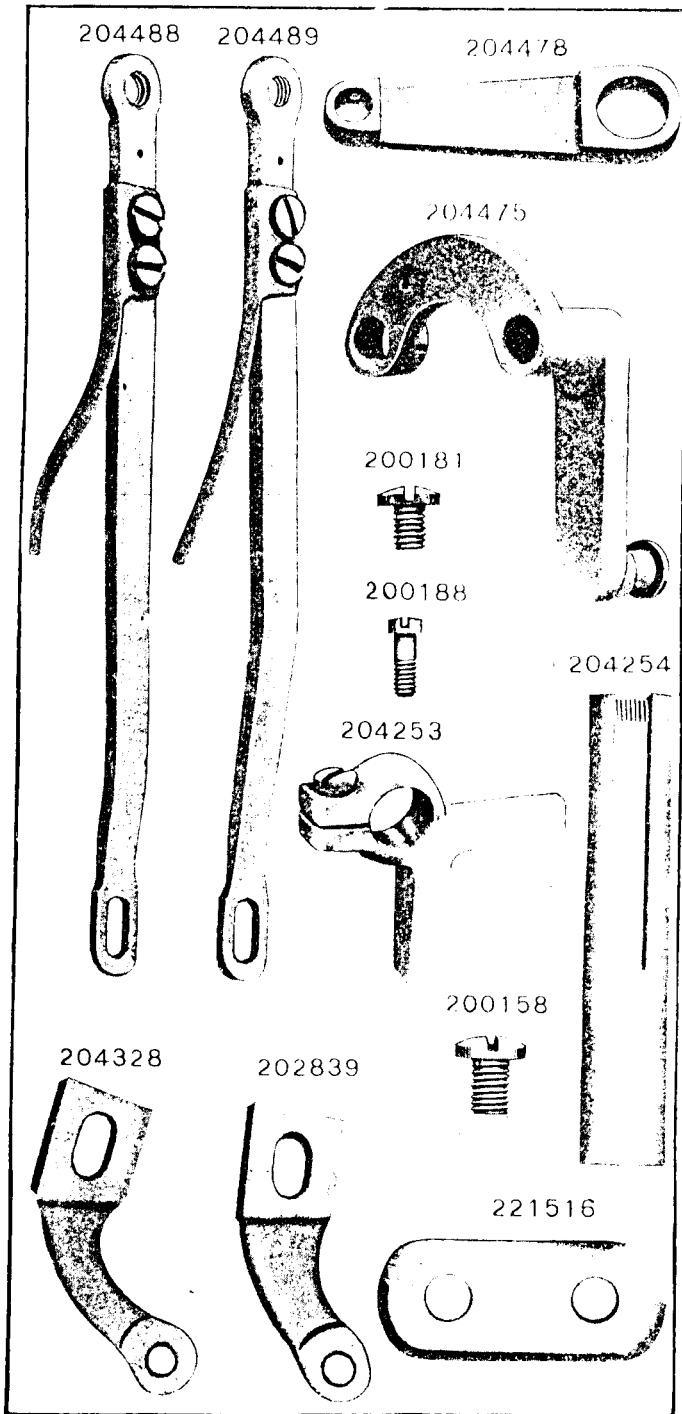


PLATE 11784 -FULL SIZE

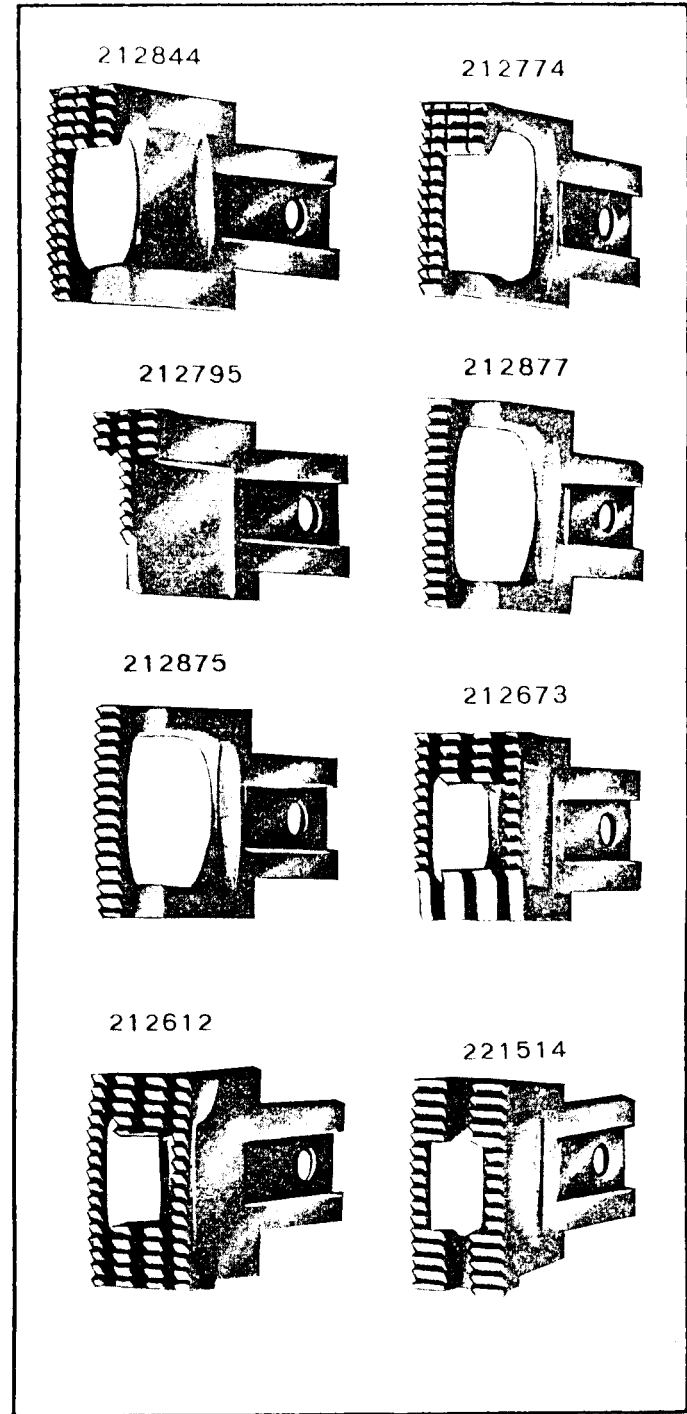




PLATE 11785 -FULL SIZE

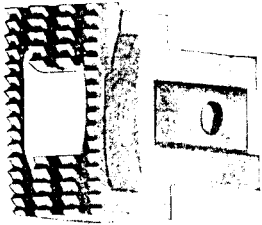
221504




212775



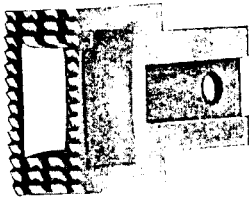
212797



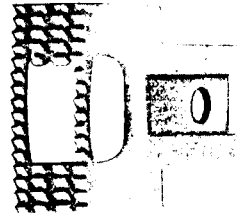
212848




212675



212794



212766



212764


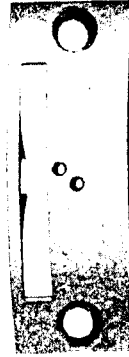
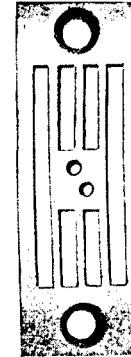


PLATE 11786 -FULL SIZE

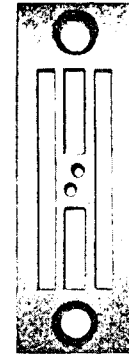
213915



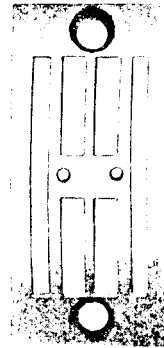
215774



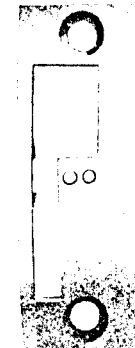
221512



212613



212773



212765




PLATE 11787 -FULL SIZE

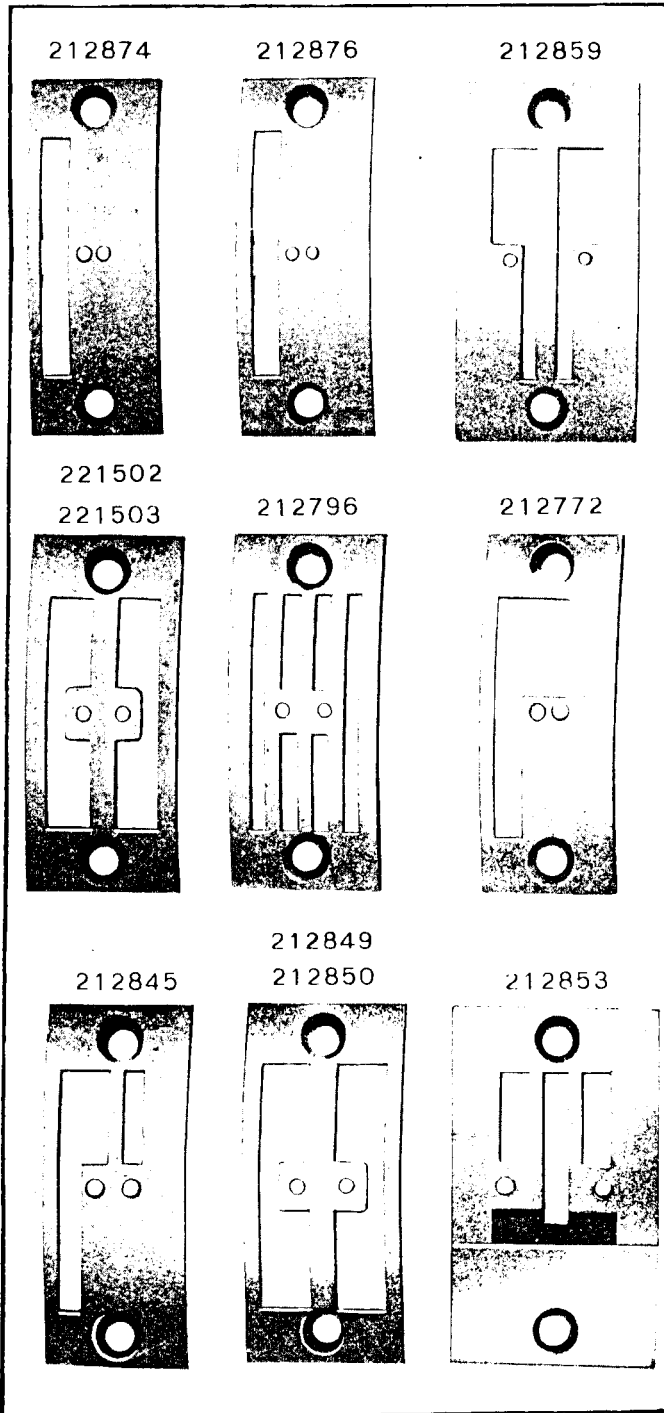


PLATE 12262 -FULL SIZE

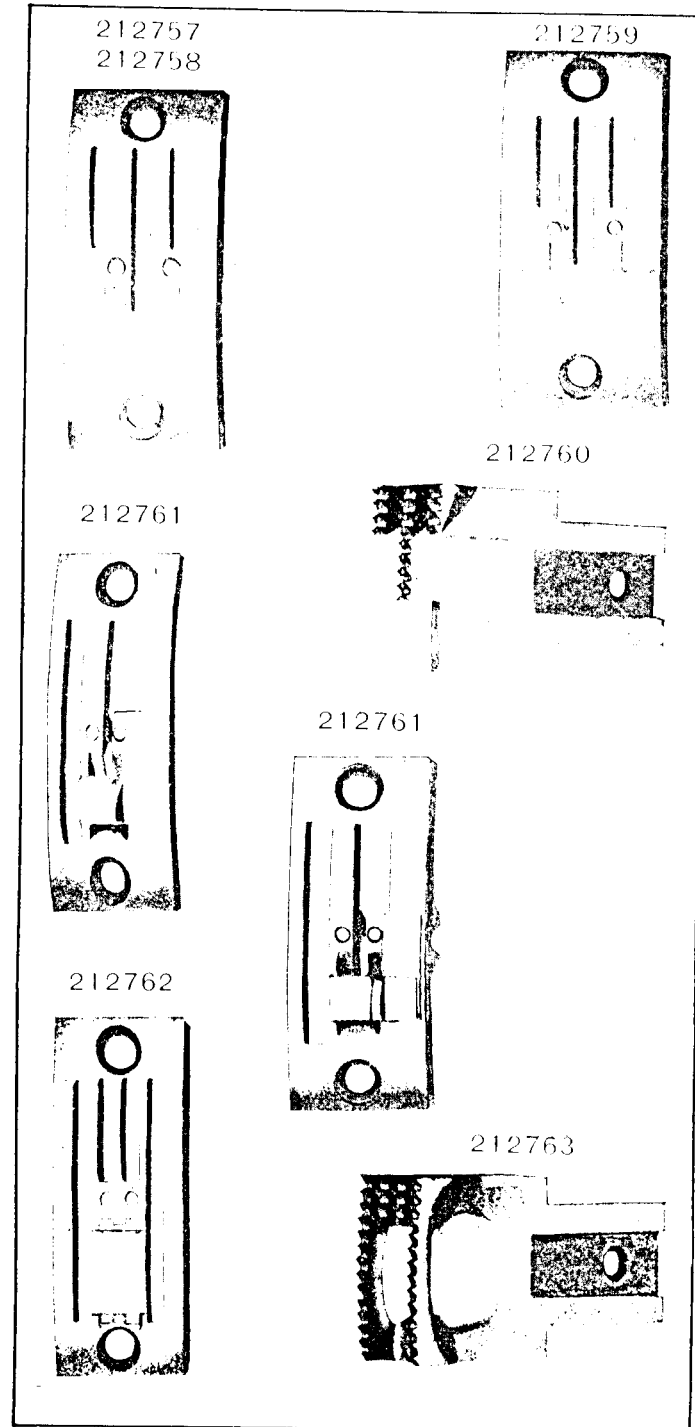


PLATE 12266-FULL SIZE

212663

212776



212663

212776



212779

212780




212779


212780



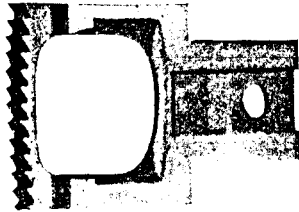
212781




212777



212778



212781



212782


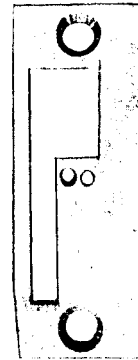
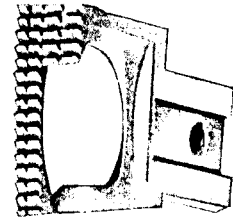


PLATE 12267 -FULL SIZE

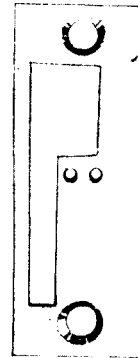
212783



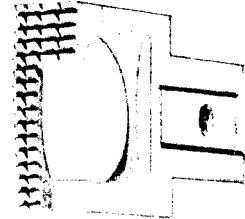
212683




212784



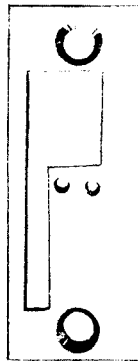
212785



212770



212786



212787





PLATE 12268—FULL SIZE


212788
221501




212790




212792



212789



212791



212793





PLATE 12311—FULL SIZE

200570



200062



200439



200278




200335



200328



200963



200550



200271



200042



200577



200516



200362



200378



200053



200043



200575



200430



200840



200031



200437



200383



200106



200079



PLATE 12312 - FULL SIZE

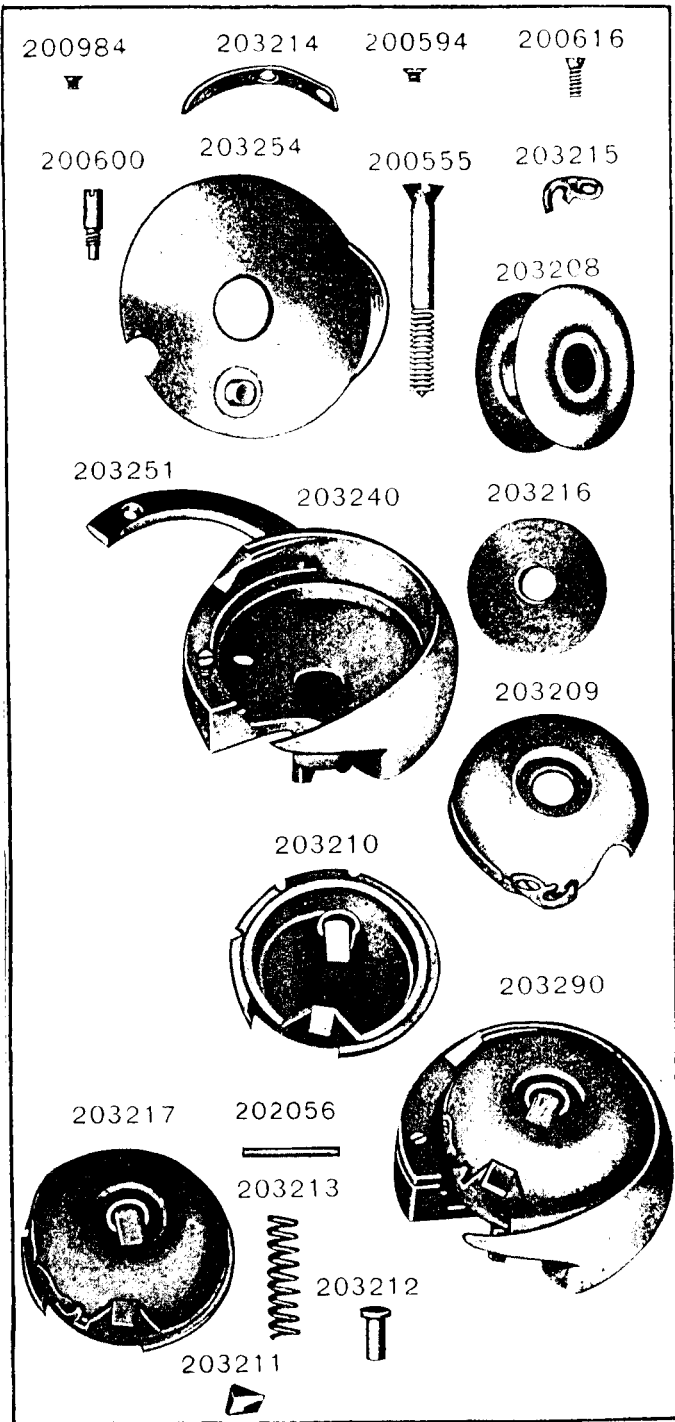


PLATE 12319 - FULL SIZE

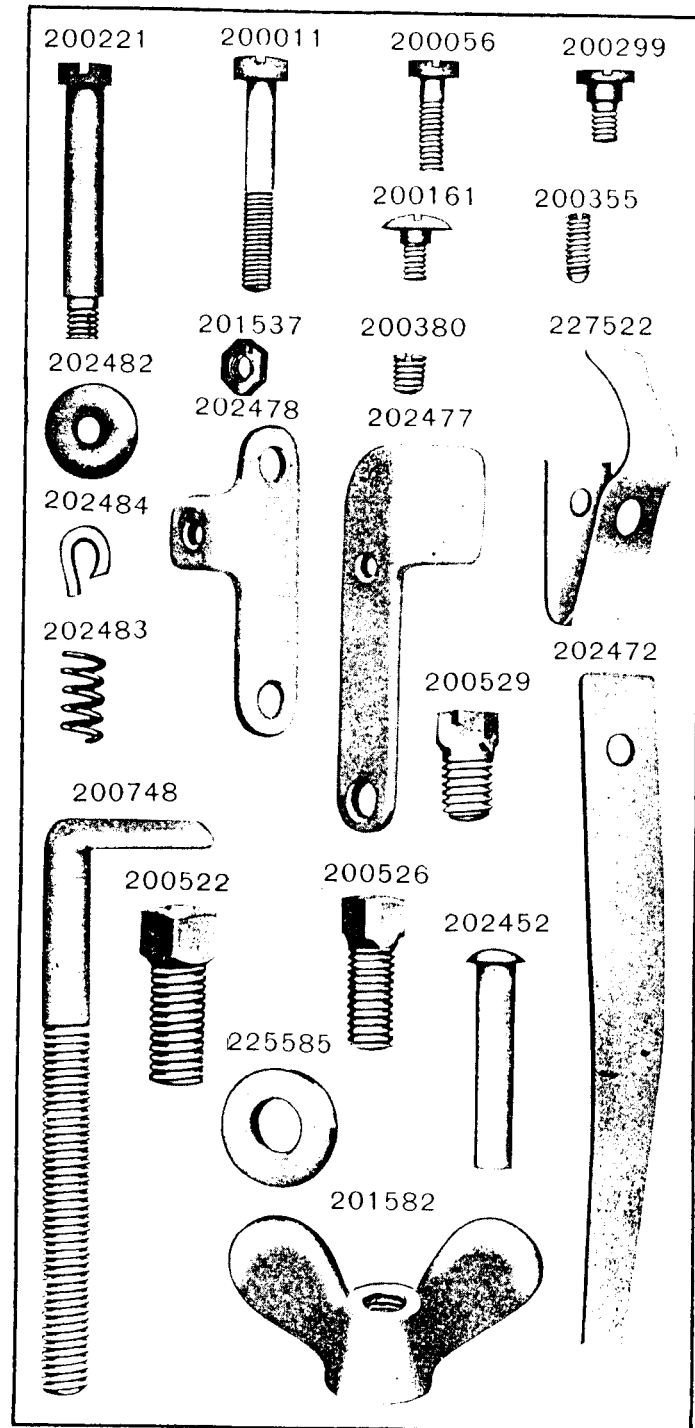


PLATE 12320—ONE-HALF SIZE

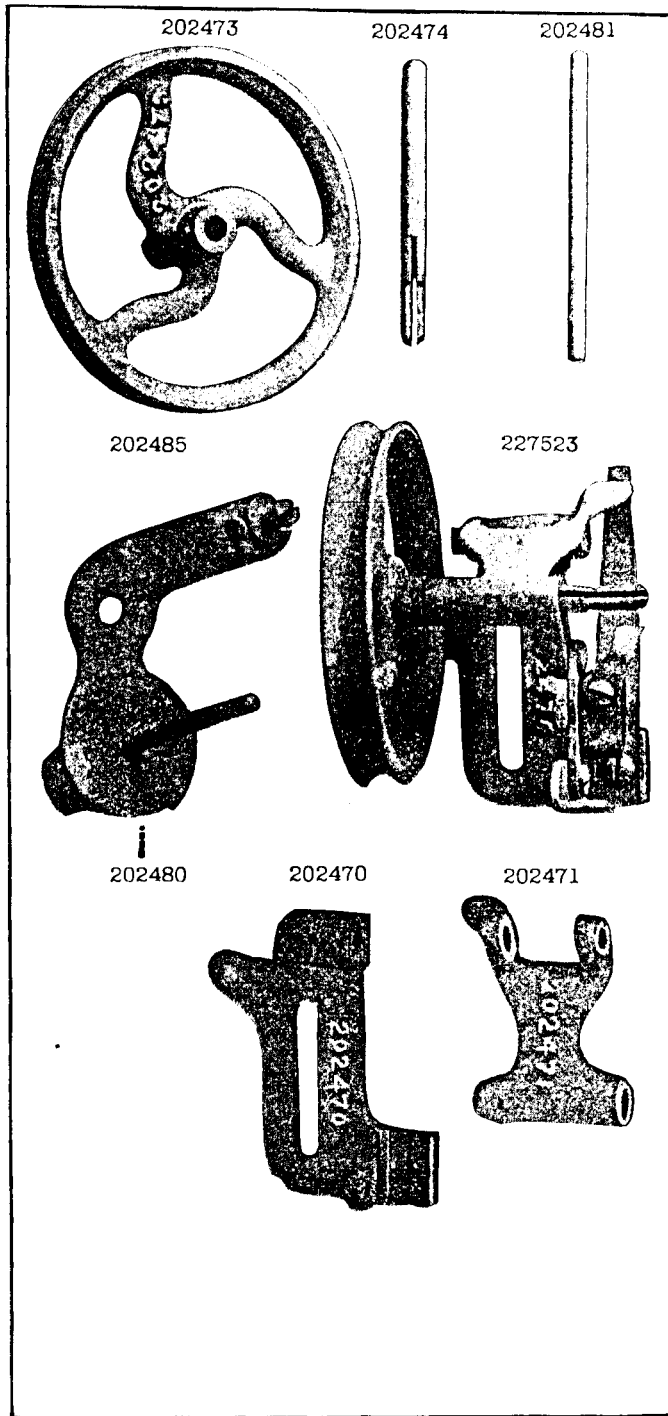


PLATE 12321—FULL SIZE

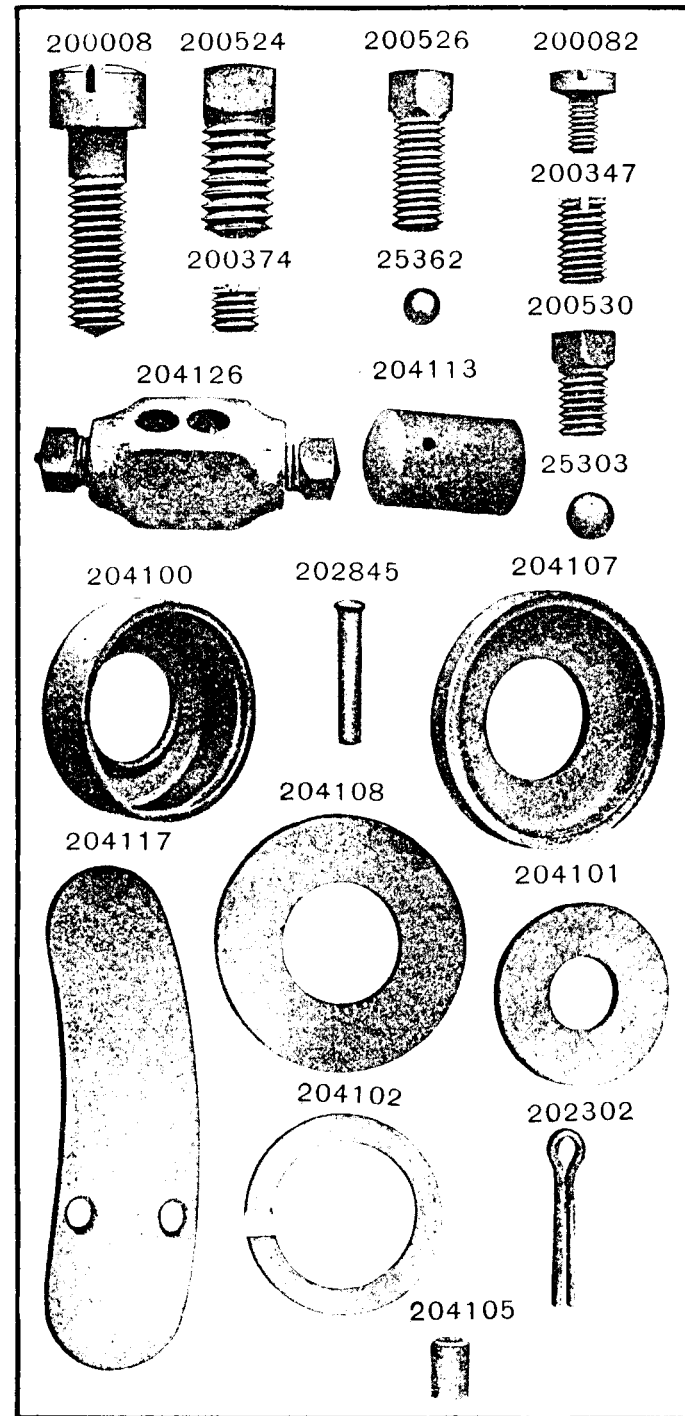


PLATE 12322-FULL SIZE

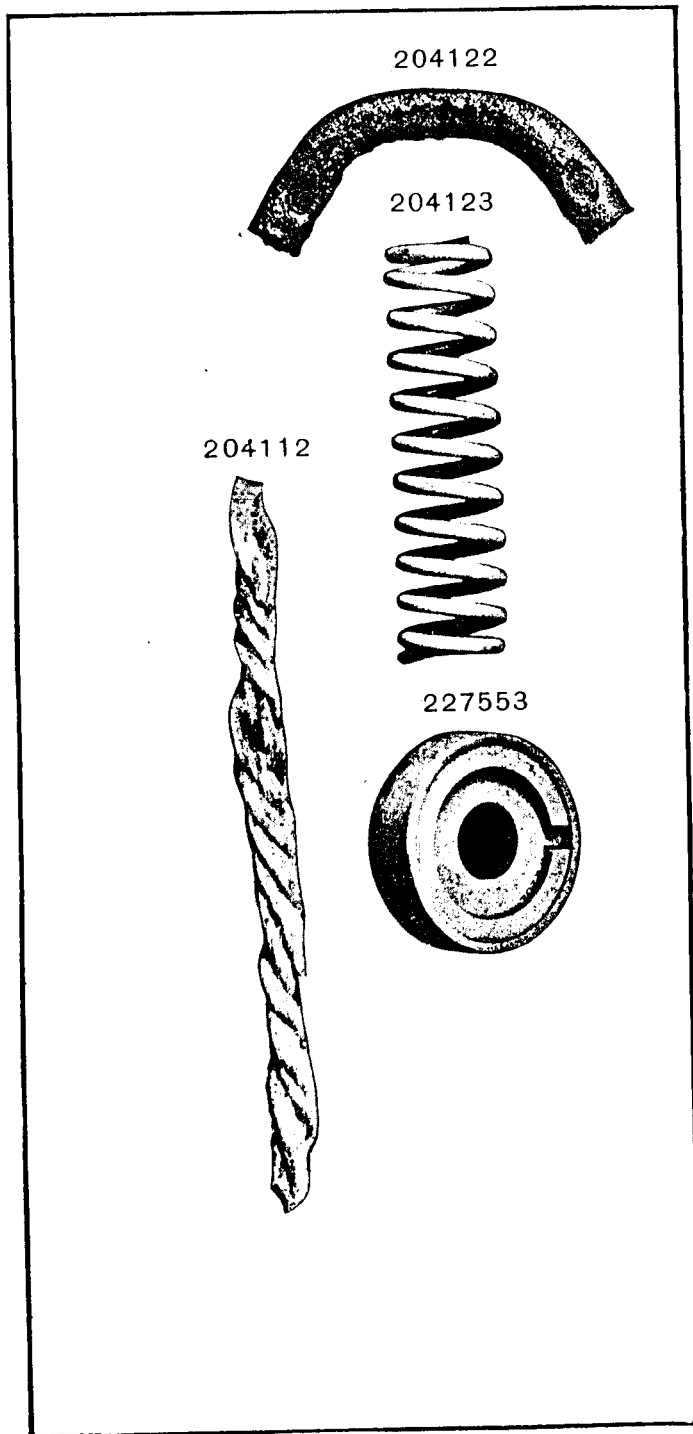


PLATE 12331-FULL SIZE

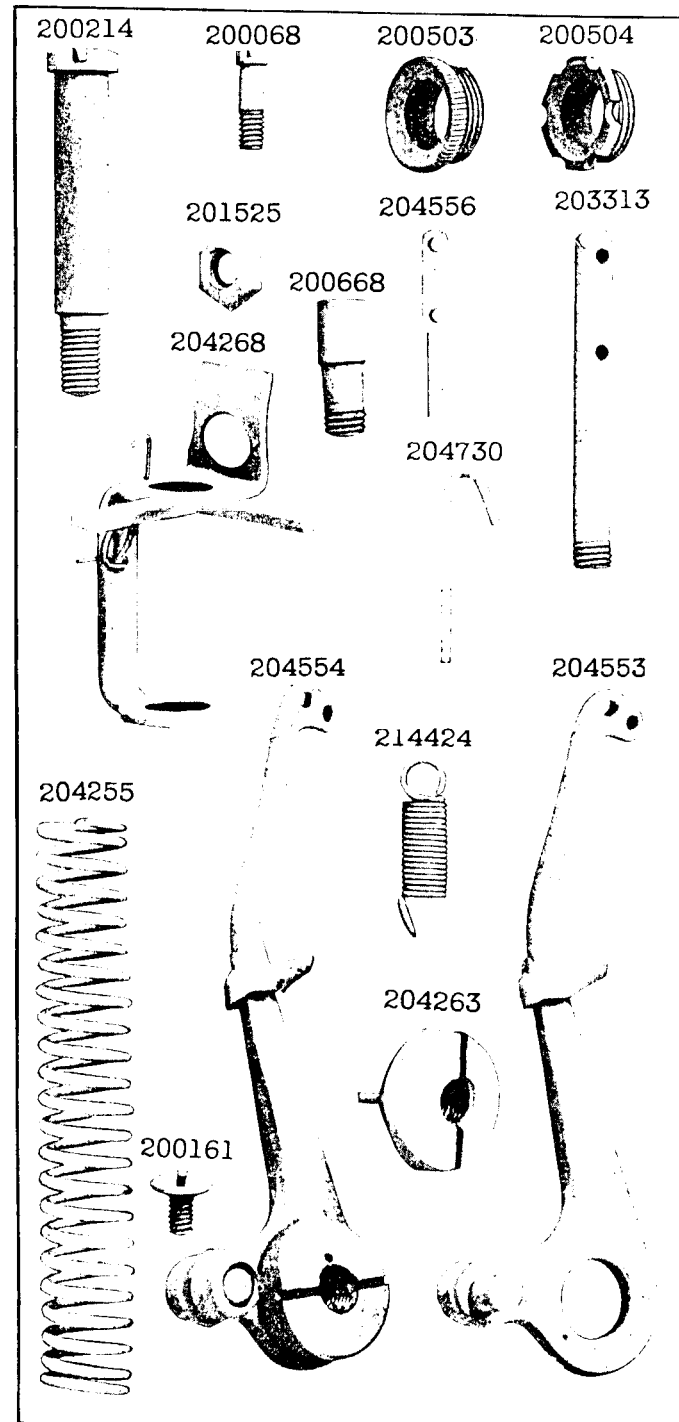


PLATE 12336—ONE-FOURTH SIZE

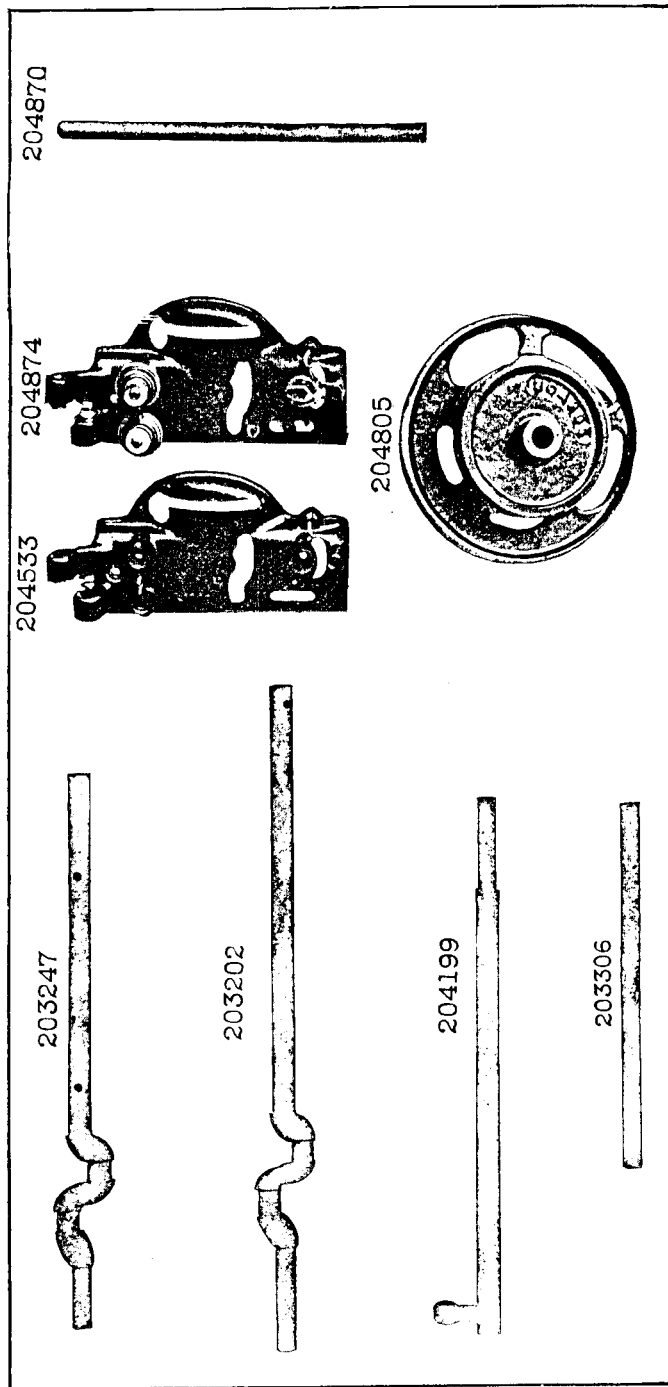


PLATE 12338—FULL SIZE

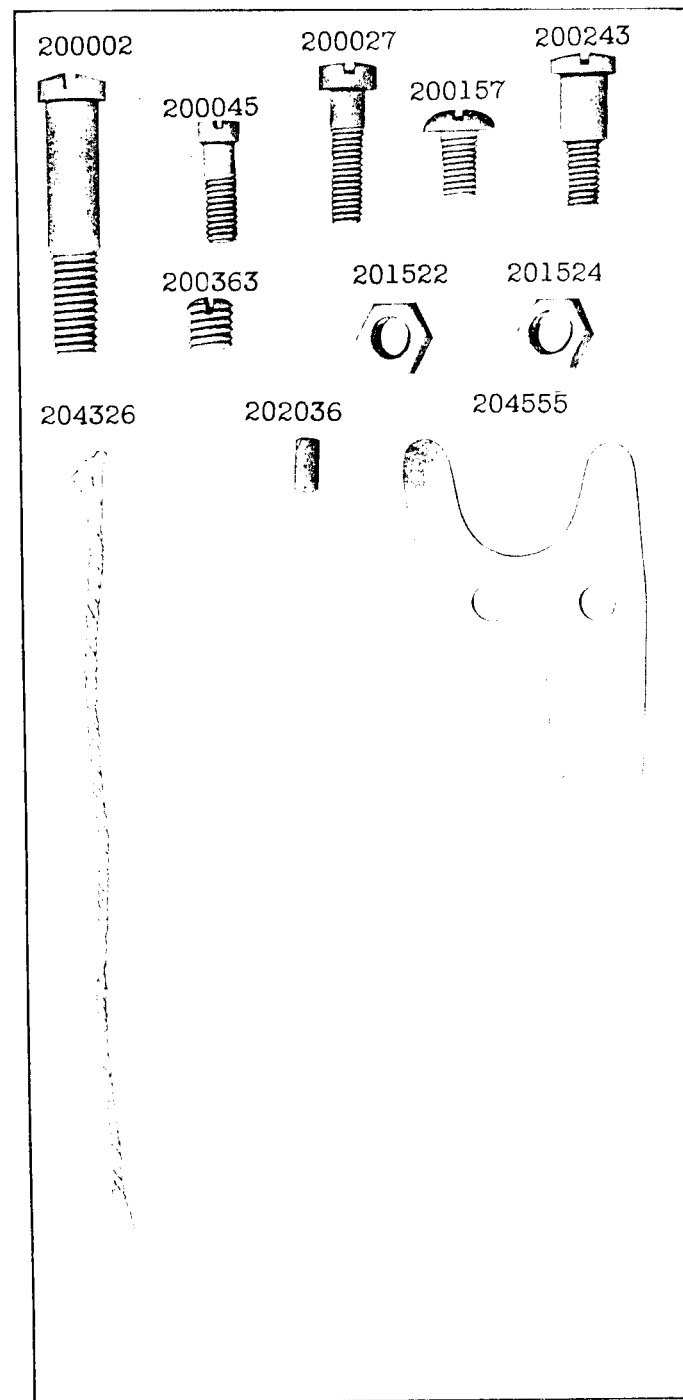




PLATE 12344—FULL SIZE

203249




203246




203242



204163



200491



203245




PLATE 12345—ONE-HALF SIZE

41400




225497



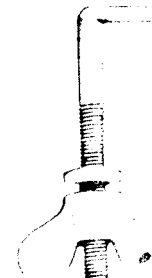
225498



202258



227488



36578

225554



36579

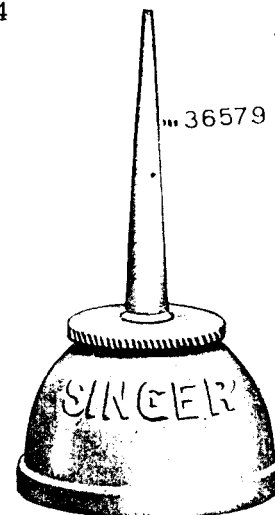


PLATE 12349-FULL SIZE




PLATE 11901-ONE-FOURTH SIZE




PLATE 11902 - FULL SIZE

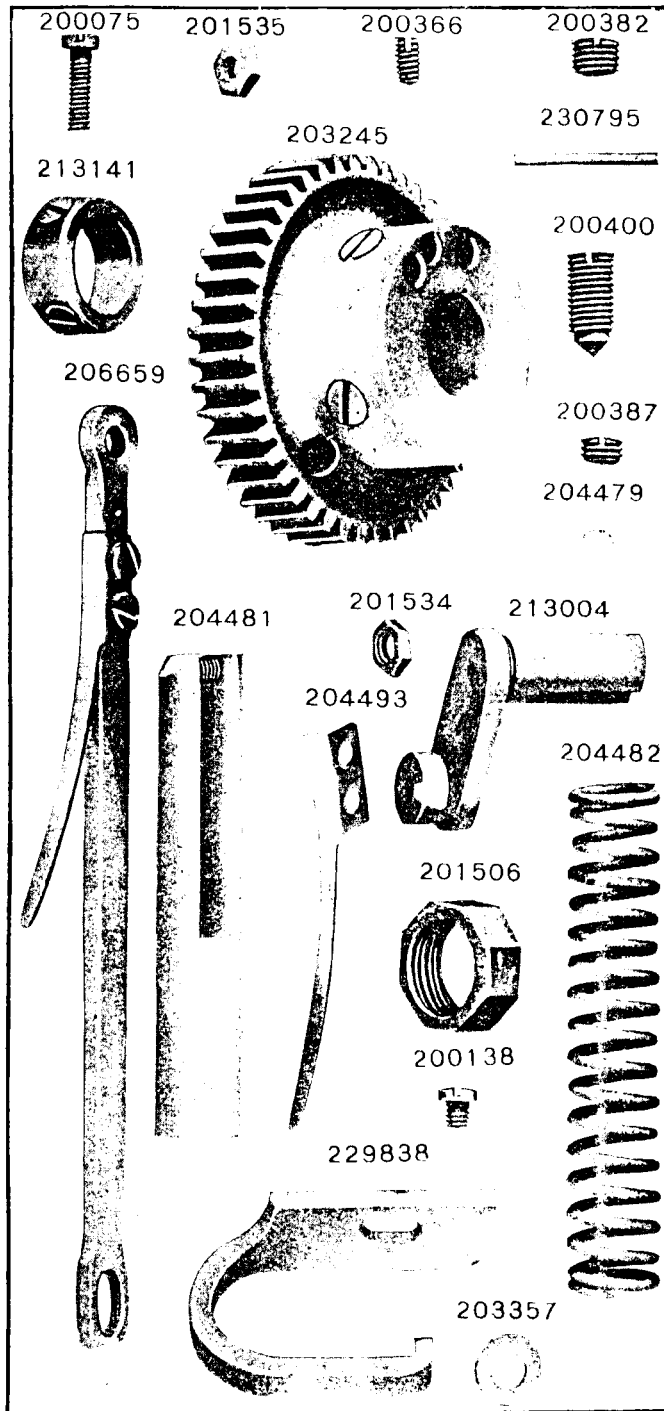


PLATE 11911 - FULL SIZE

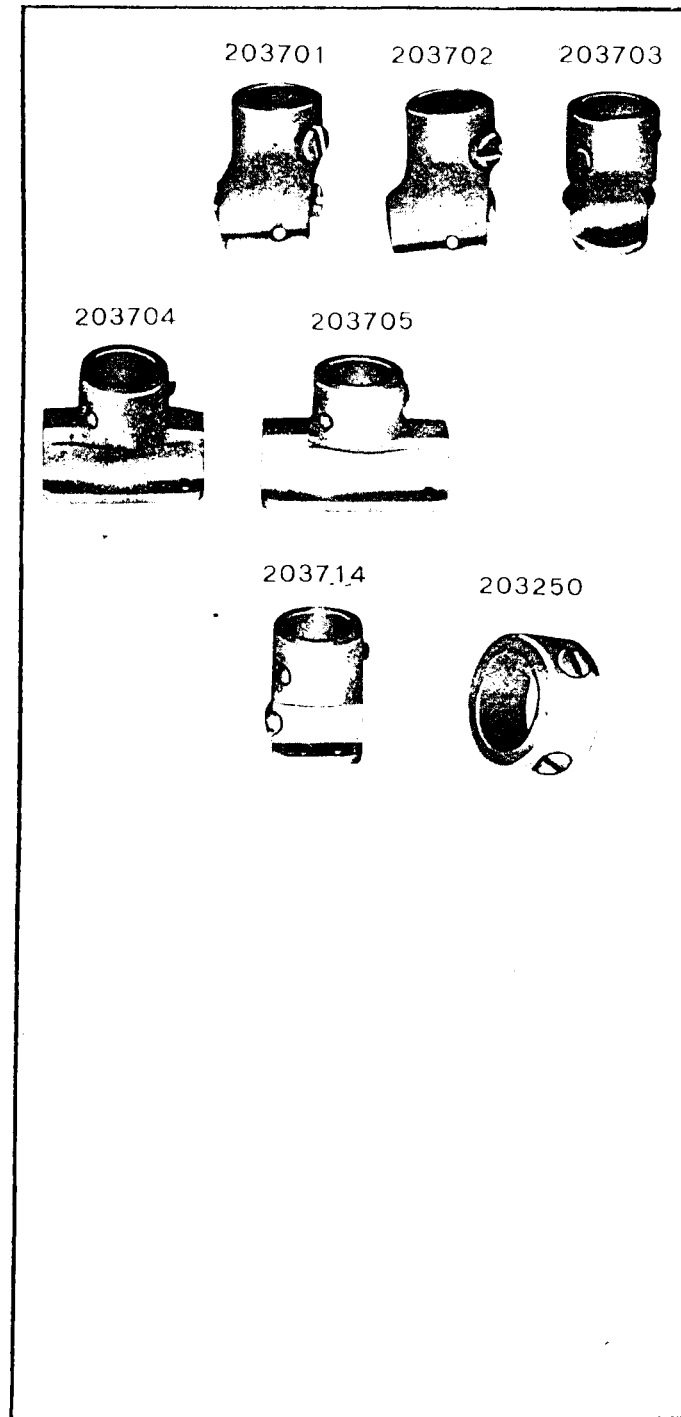


PLATE 11935-FULL SIZE

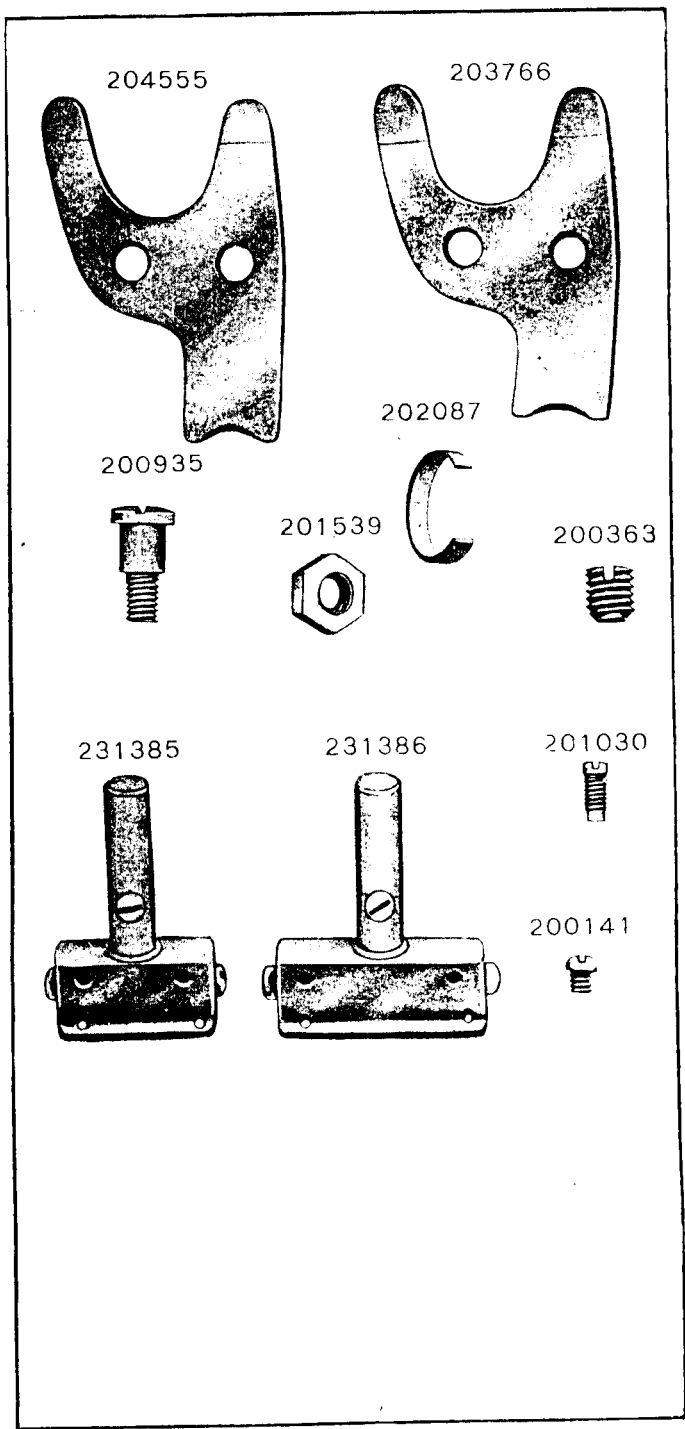


PLATE 11960-FULL SIZE

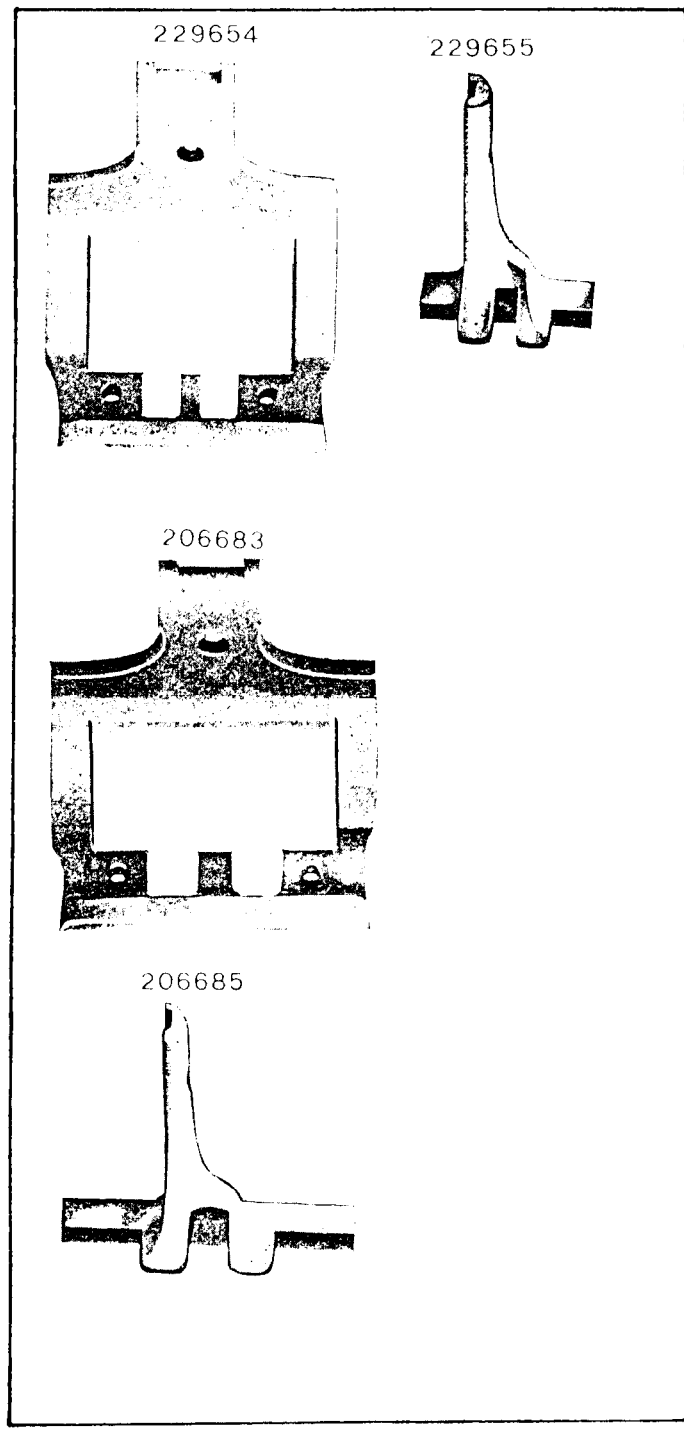


PLATE 12225-FULL SIZE

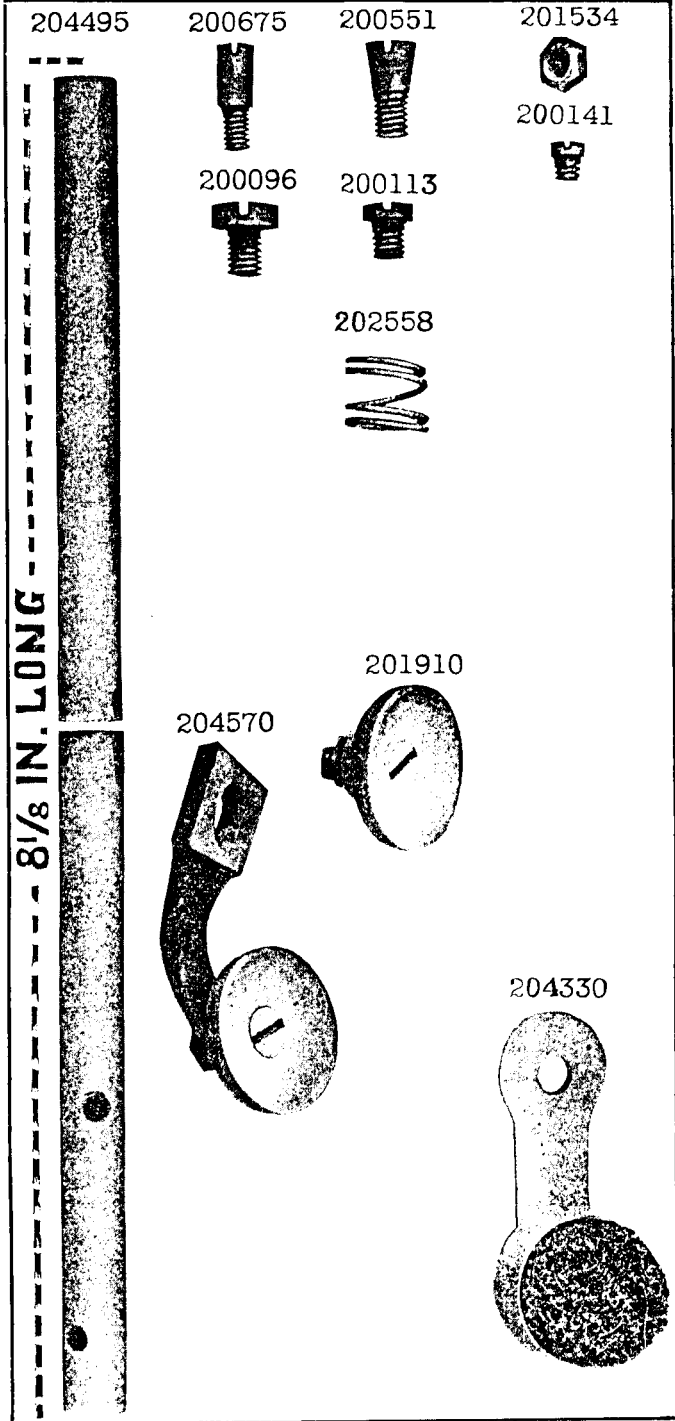


PLATE 12251-FULL SIZE

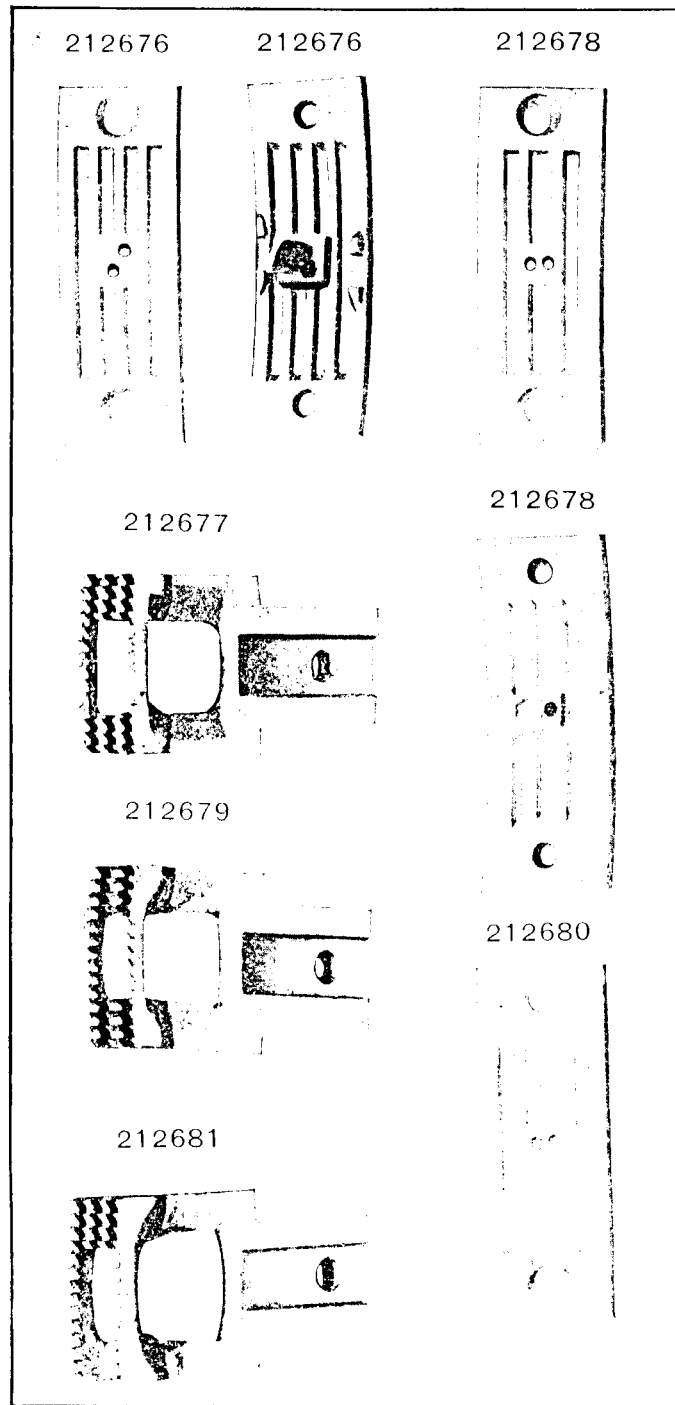




PLATE 12253—FULL SIZE

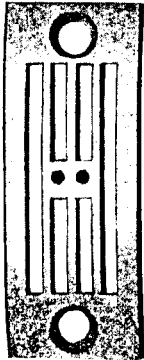
212686




212687




212688
212798



212689



212691
221507



212690




212692

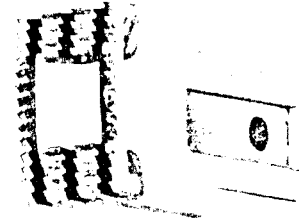


PLATE 12254—FULL SIZE

212693





212694



212695

212697

212696



212698

212699




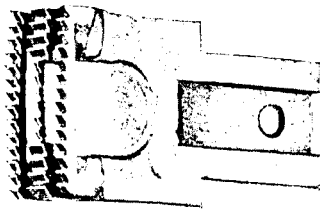


PLATE 12255-FULL SIZE


212666
212700



212701



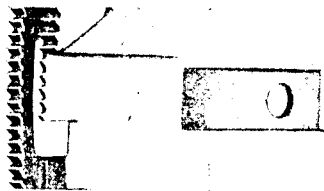
212702




212703



212704



212705



212706

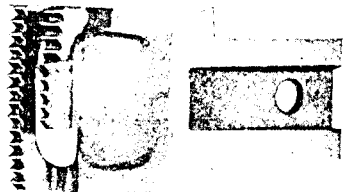
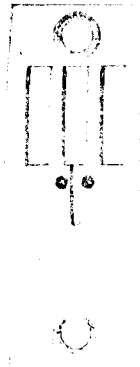



PLATE 12256-FULL SIZE

212667
212668
212709



212710



212711
212712



212713

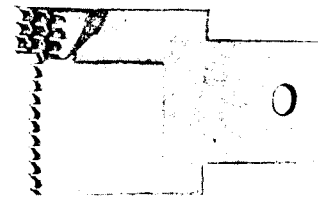
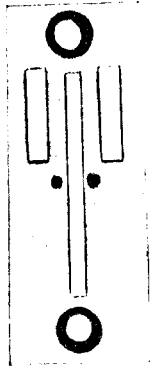
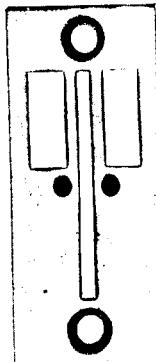


PLATE 12257-FULL SIZE

212714
212715



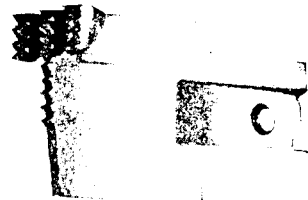
212718
212719




212716



212717



212720



212721






PLATE 12258-FULL SIZE


212722
212723
212769




212726
212727




212724



212725



212728



212729


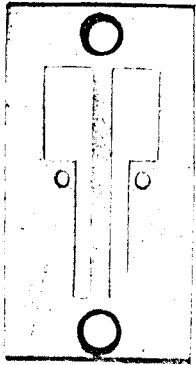



PLATE 12259—FULL SIZE


212730



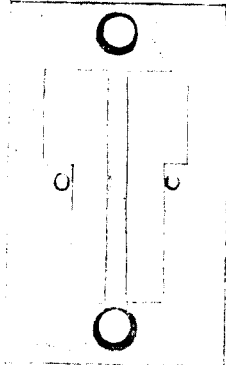
212731




212732



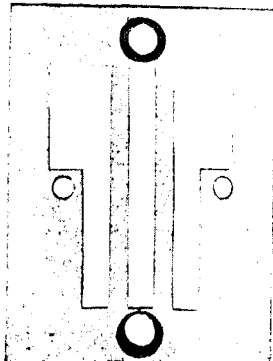
212733



212734



212735
212736



212737






PLATE 12260—FULL SIZE

212738
212739




212740



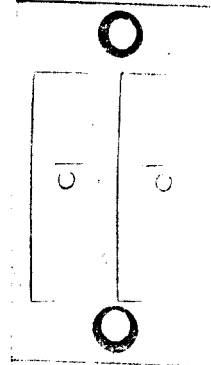
212741
212742



212743



212744
212745



212746




PLATE 12261—FULL SIZE

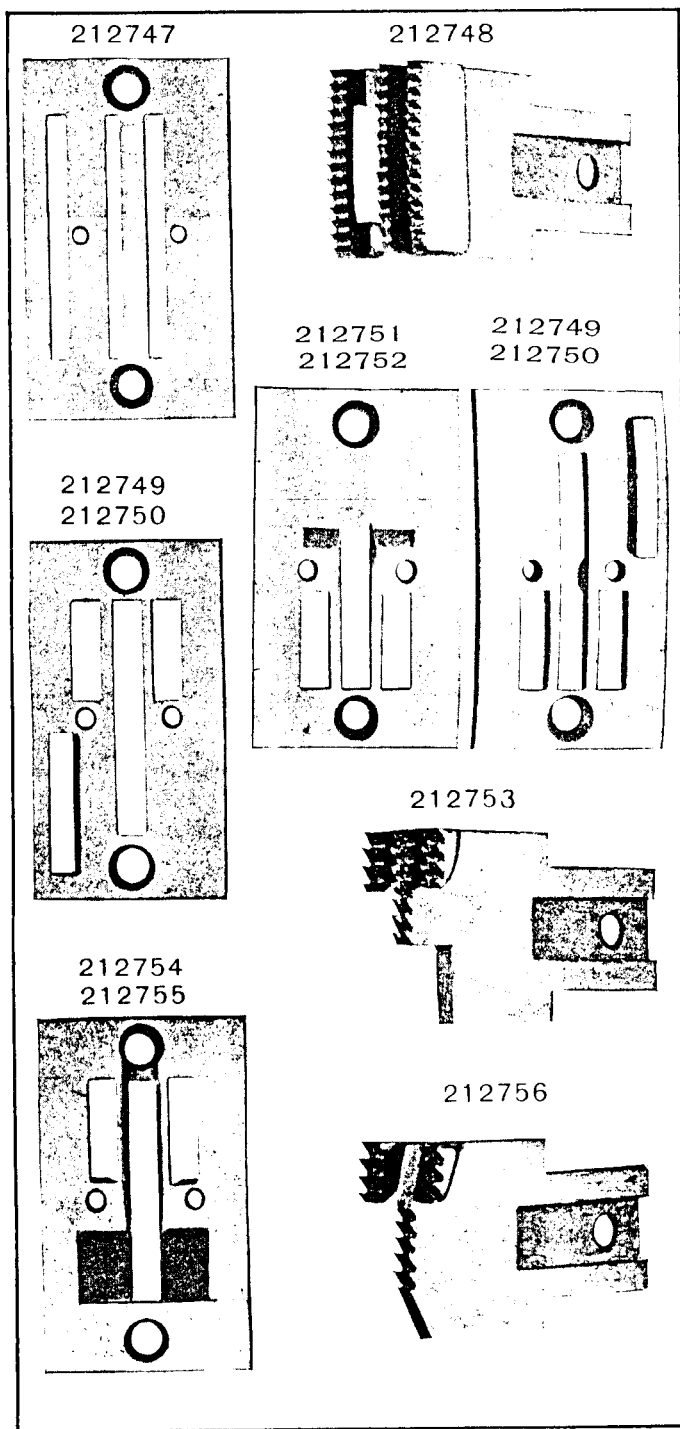


PLATE 12262—FULL SIZE

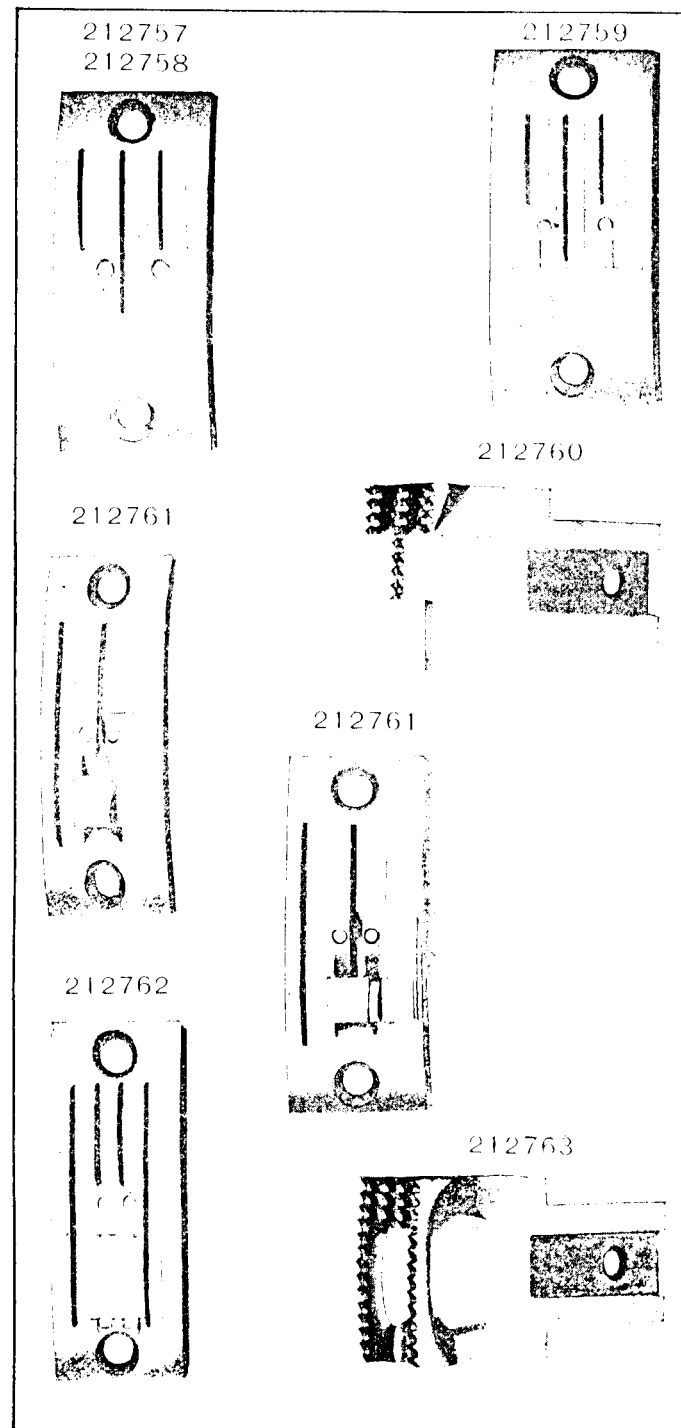


PLATE 12266-FULL SIZE

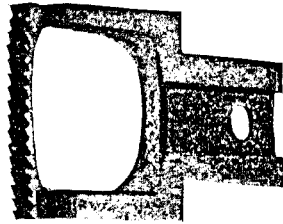
212663
212776



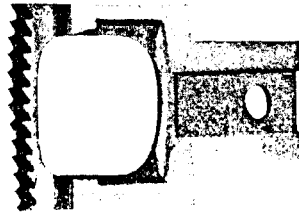
212663
212776



212777



212778




212779
212780




212779
212780



212781



212781



212782


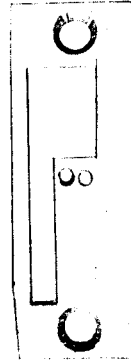
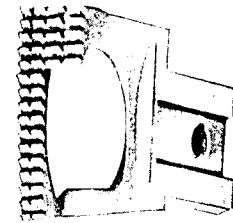


PLATE 12267 -FULL SIZE

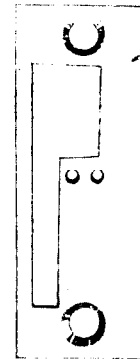
212783



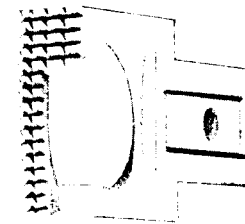
212683




212784



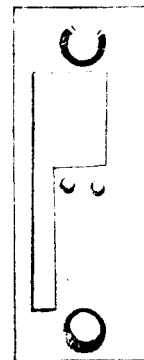
212785



212770



212786



212787





PLATE 12268—FULL SIZE

212788
221501




212789



212790



212791



212792



212793




PLATE 12311—FULL SIZE

200570



200062



200439



200278




200335



200328



200963



200550



200271



200042



200577



200516



200362



200378



200053



200043



200575



200430



200840



200031



200437



200383



200106



200079



PLATE 12312 - FULL SIZE

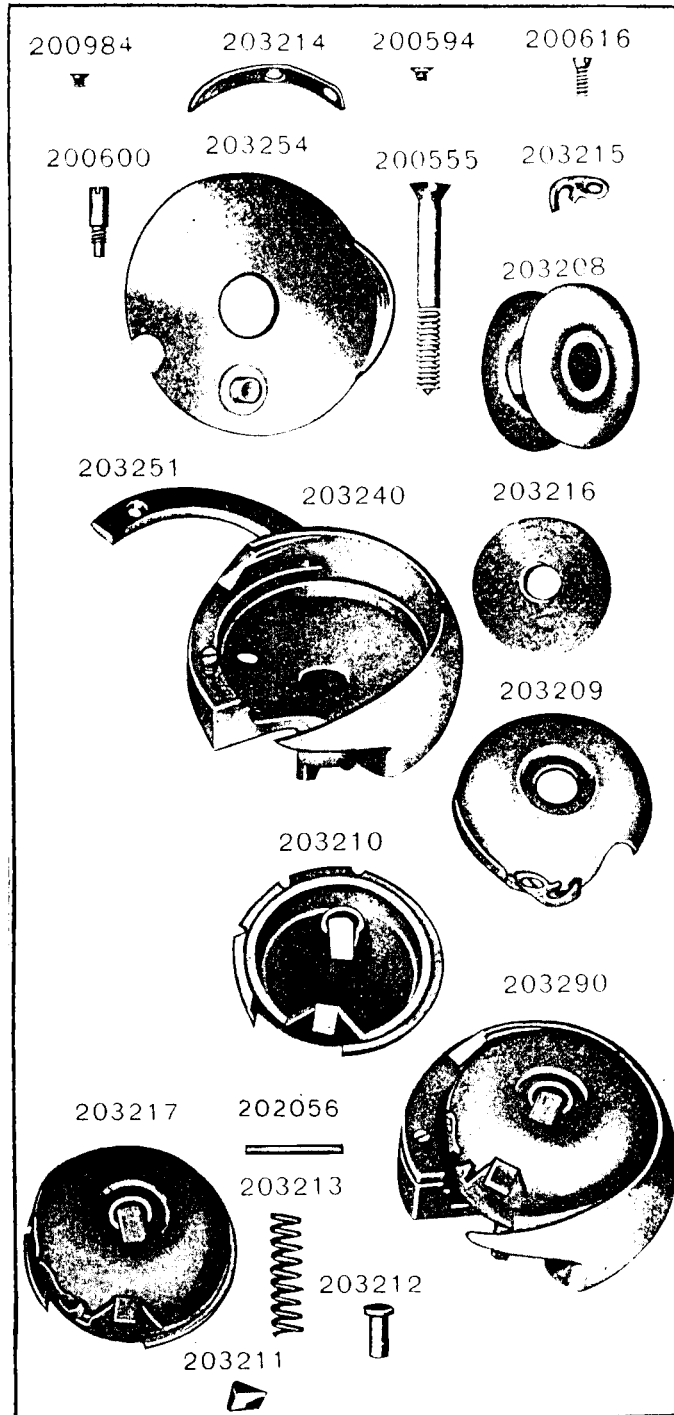


PLATE 12319 - FULL SIZE

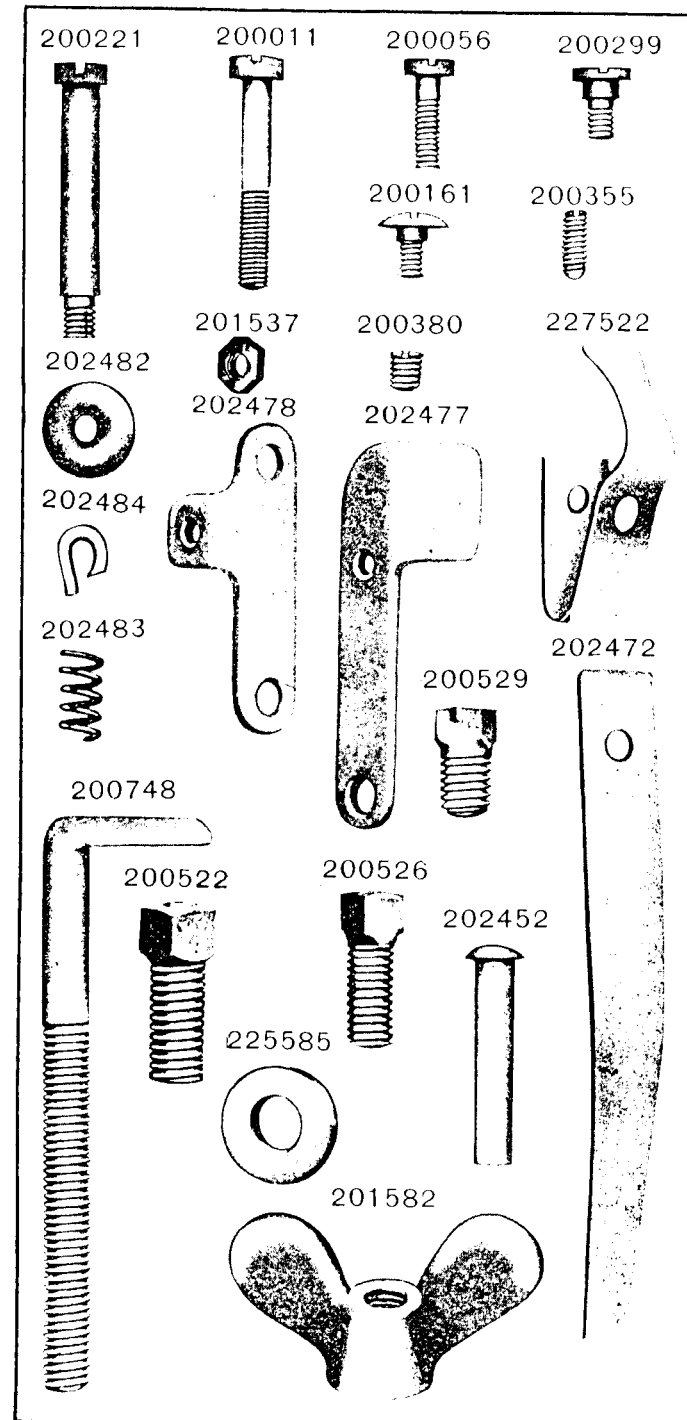


PLATE 12320—ONE-HALF SIZE

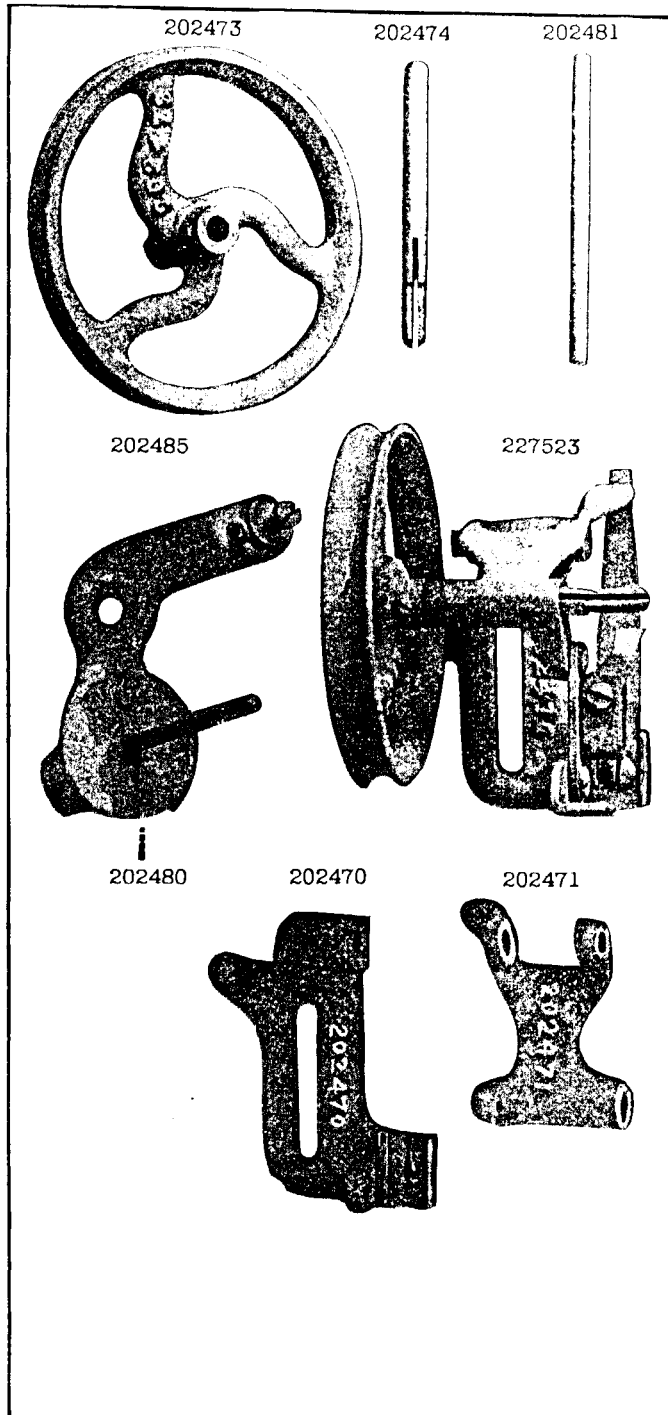


PLATE 12321—FULL SIZE

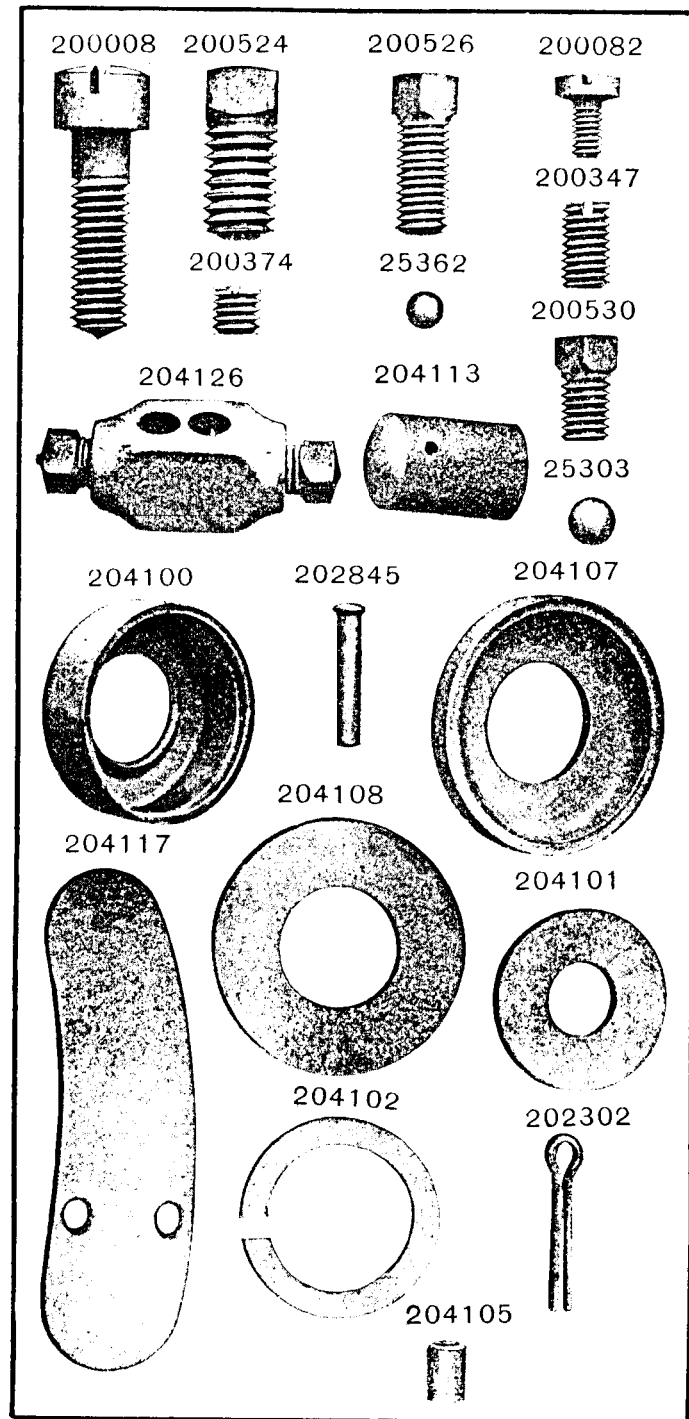


PLATE 12322-FULL SIZE

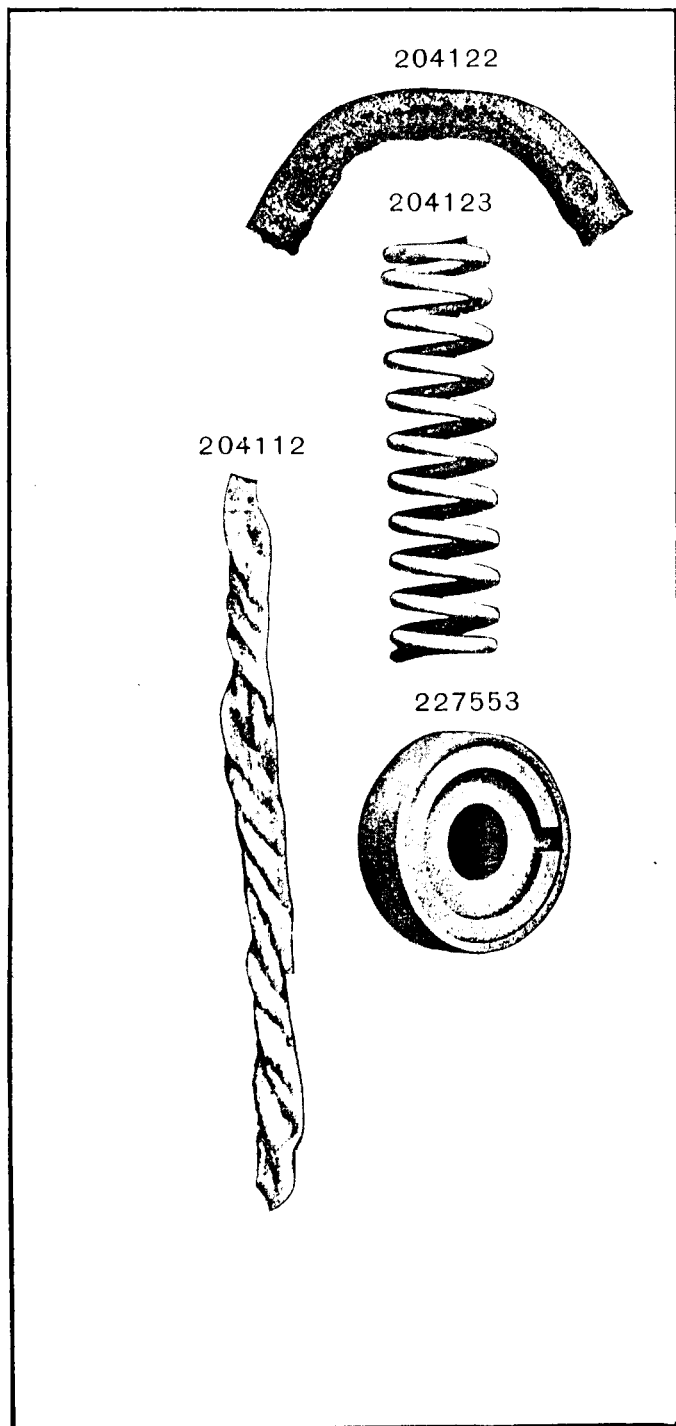


PLATE 12331-FULL SIZE

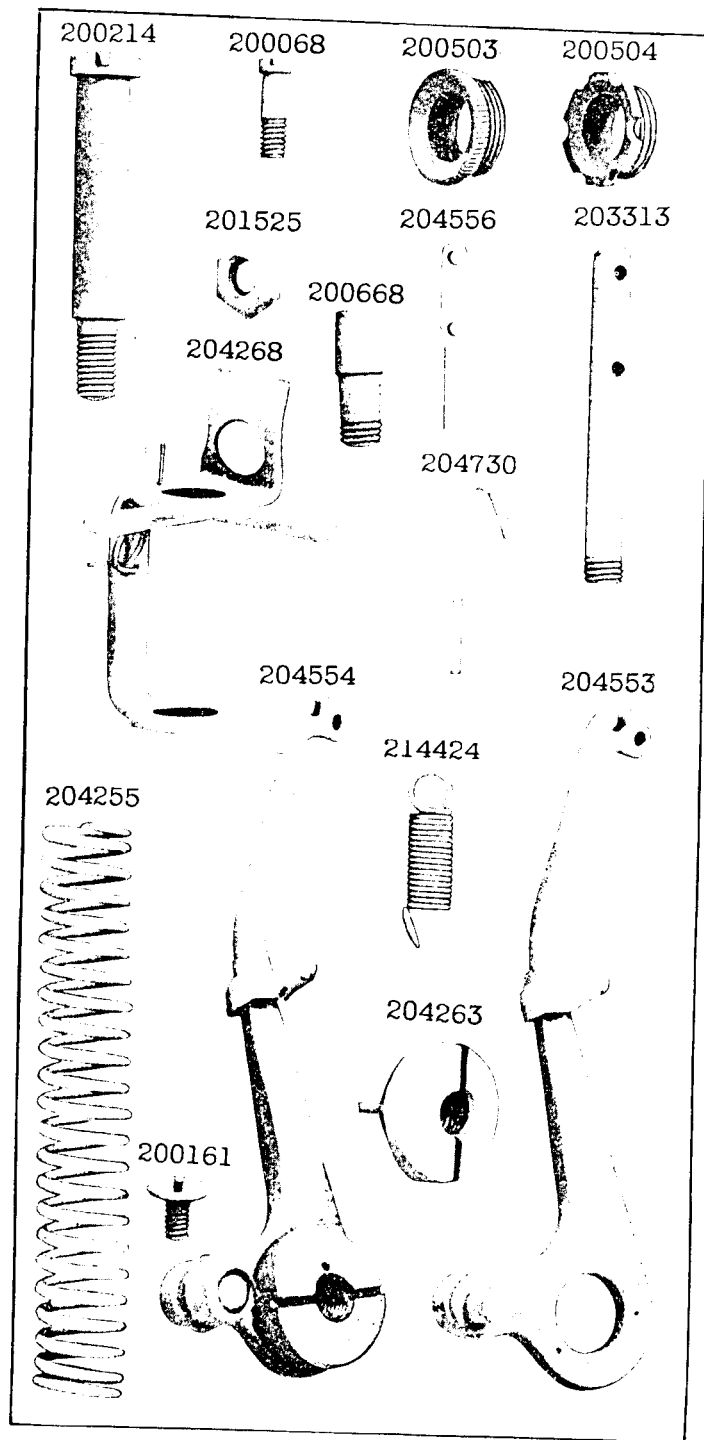


PLATE 12336—ONE-FOURTH SIZE

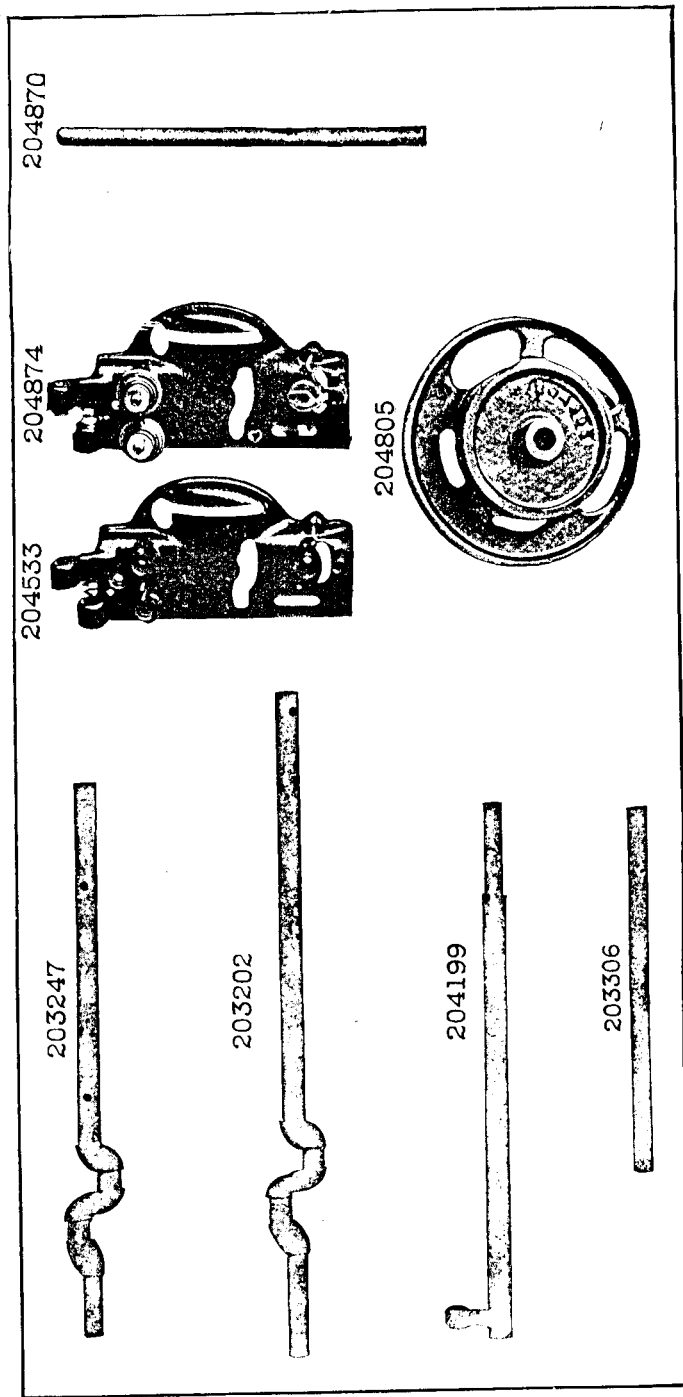


PLATE 12338—FULL SIZE

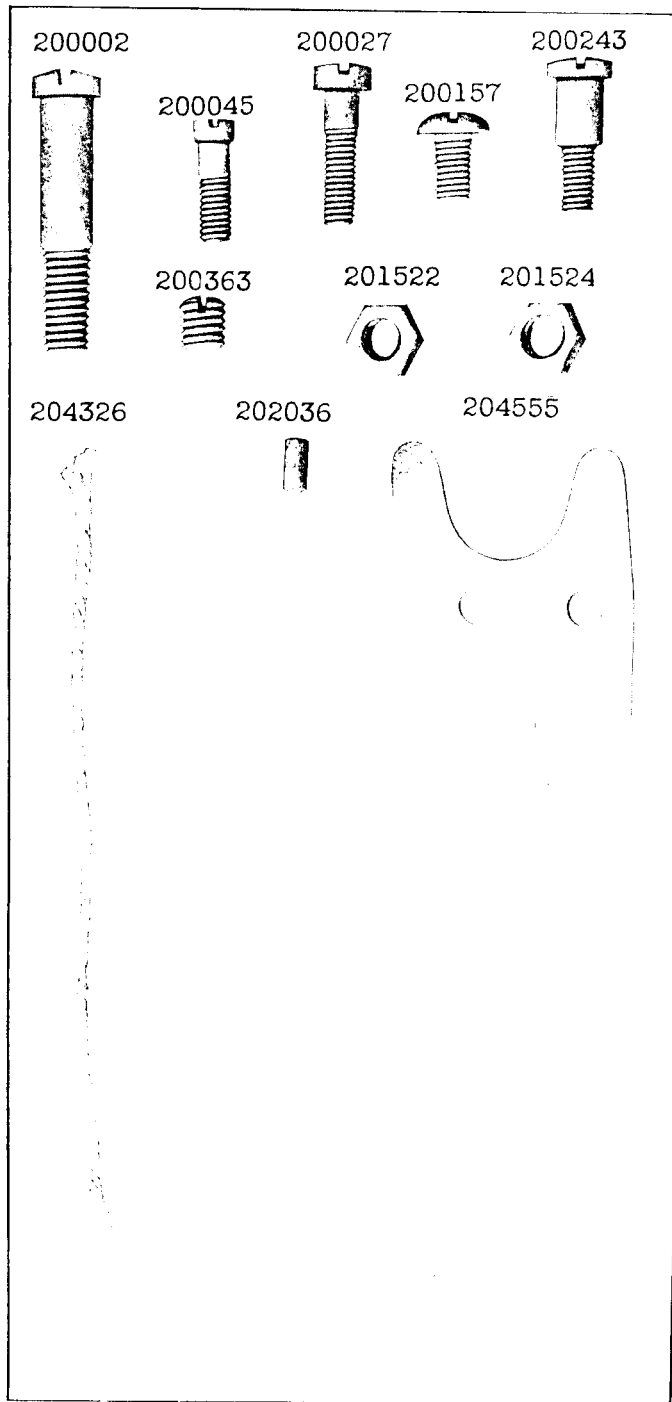


PLATE 12344—FULL SIZE

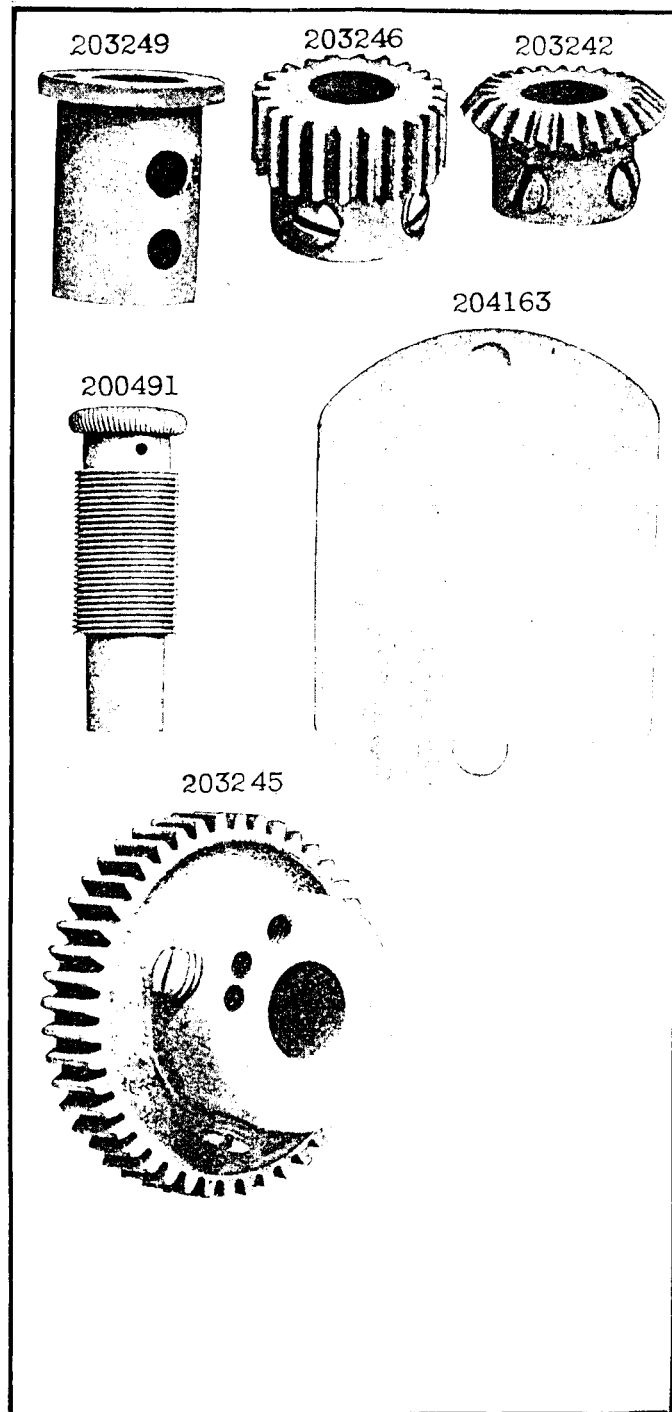


PLATE 12345—ONE-HALF SIZE

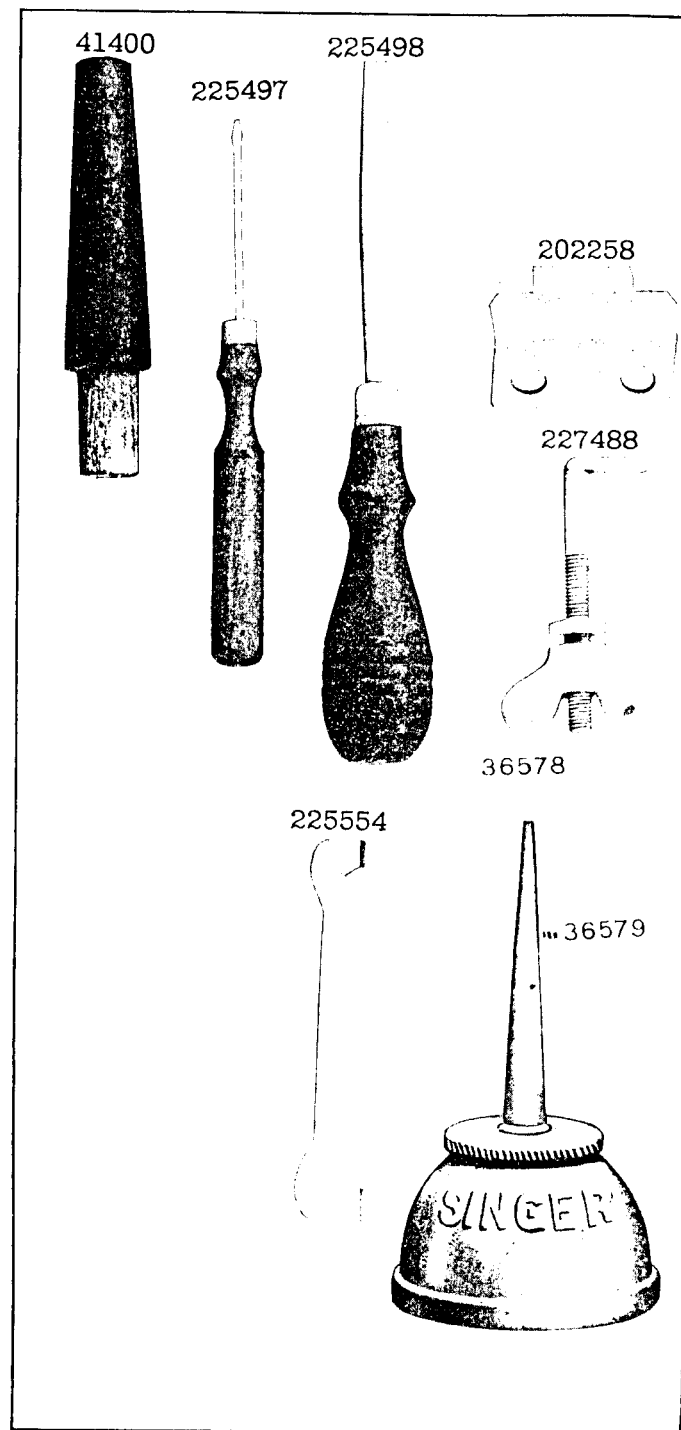


PLATE 12349—FULL SIZE




PLATE 12351—FULL SIZE

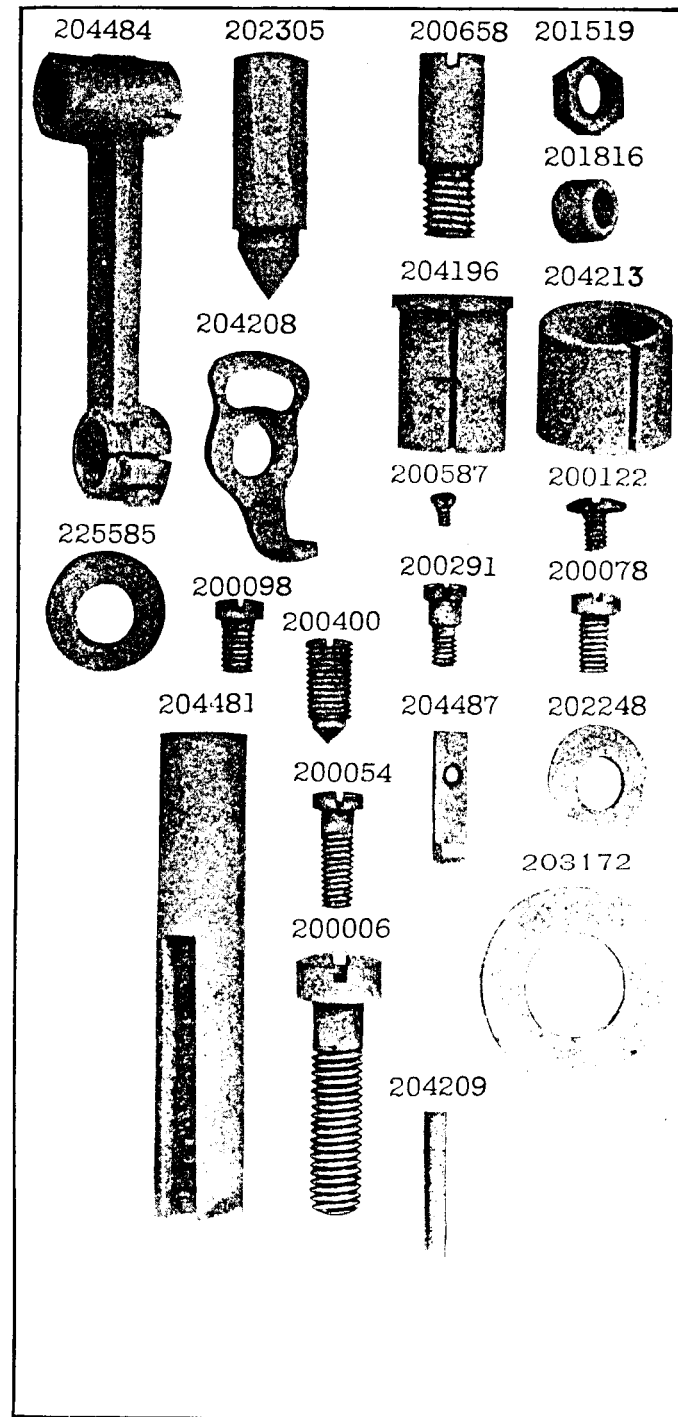


PLATE 12361—ONE-HALF SIZE

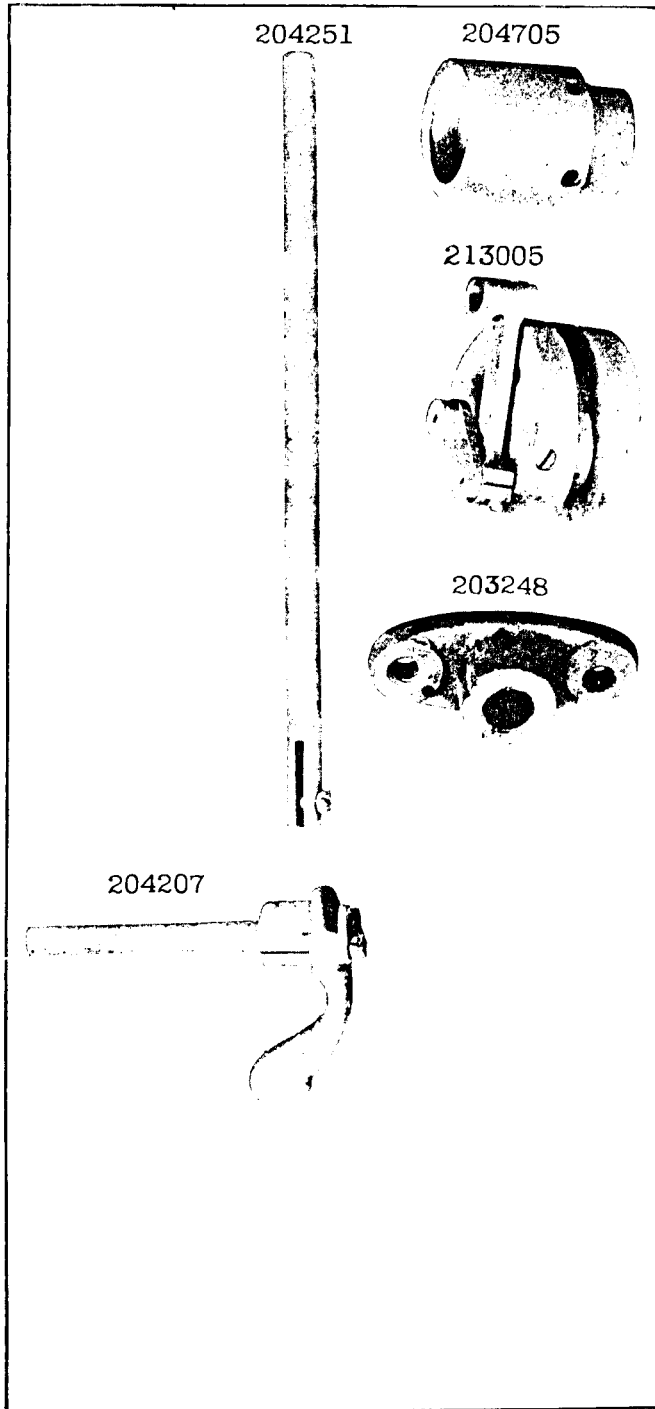


PLATE 12374—FULL SIZE

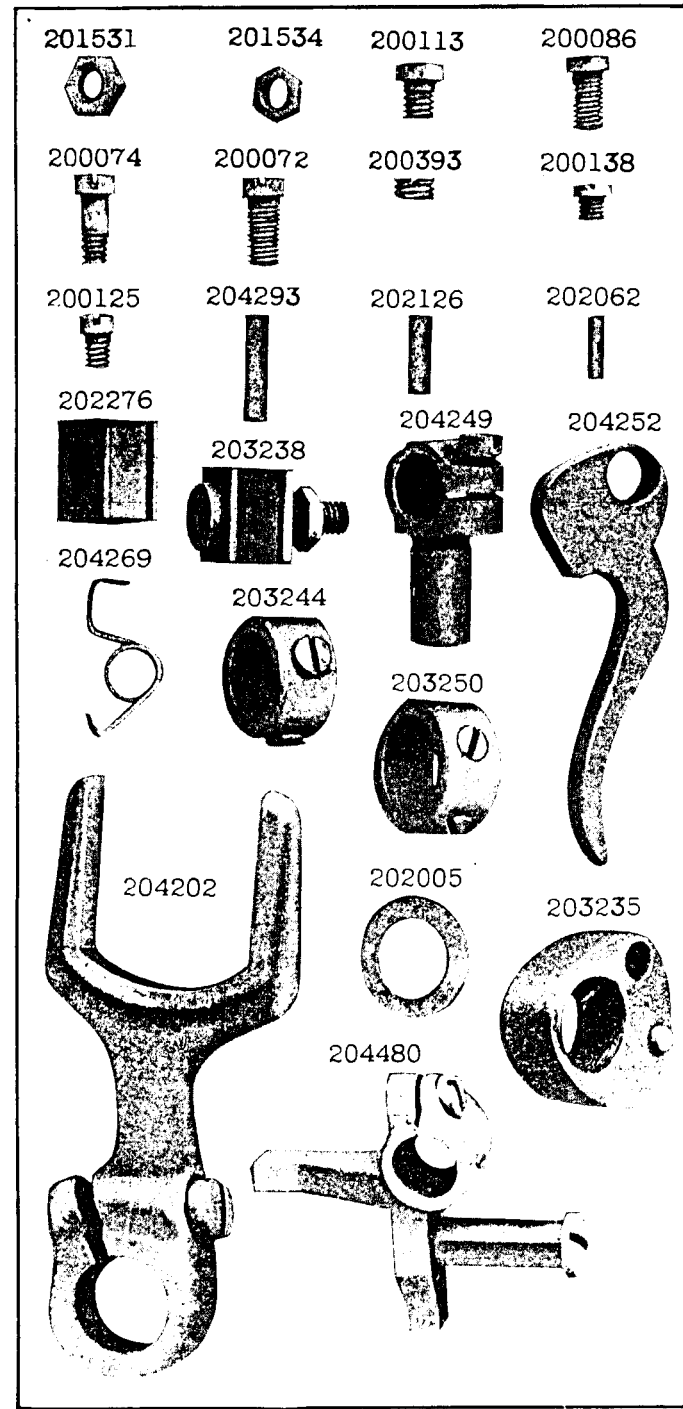


PLATE 12388—FULL SIZE

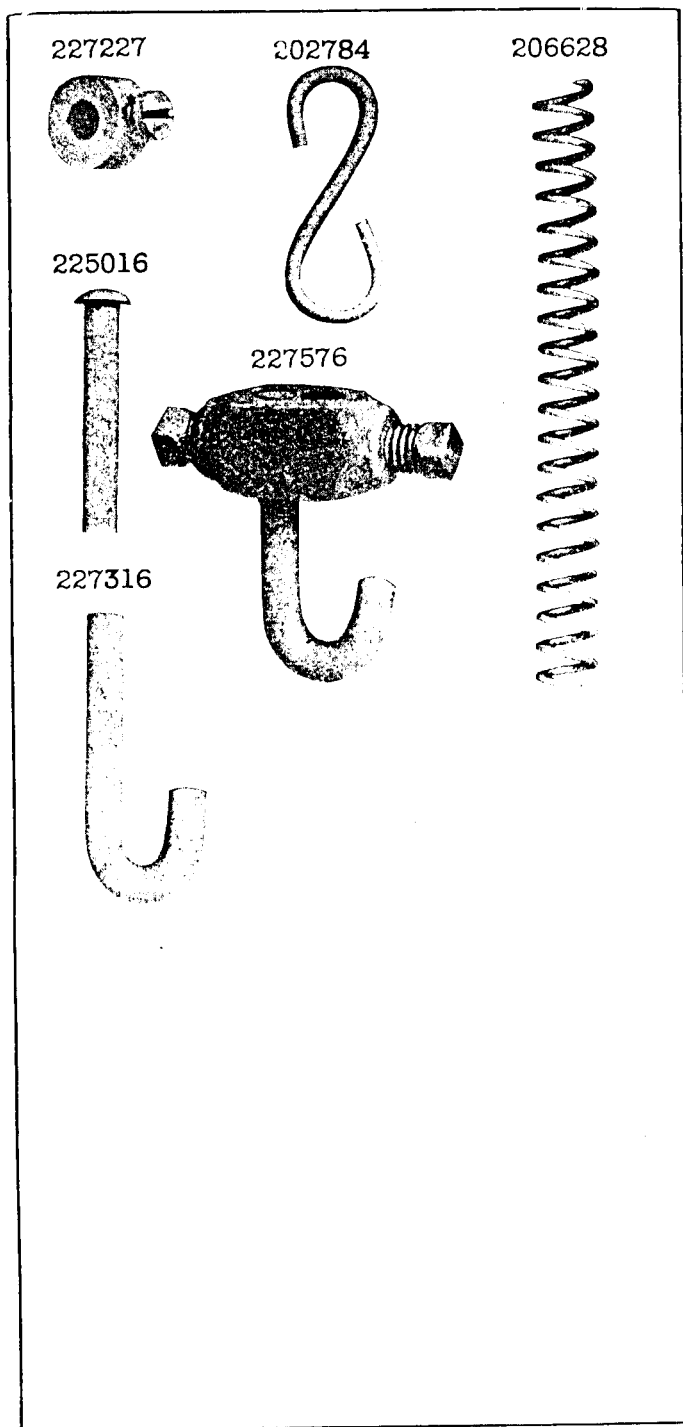


PLATE 14031—FULL SIZE




PLATE 14032—FULL SIZE

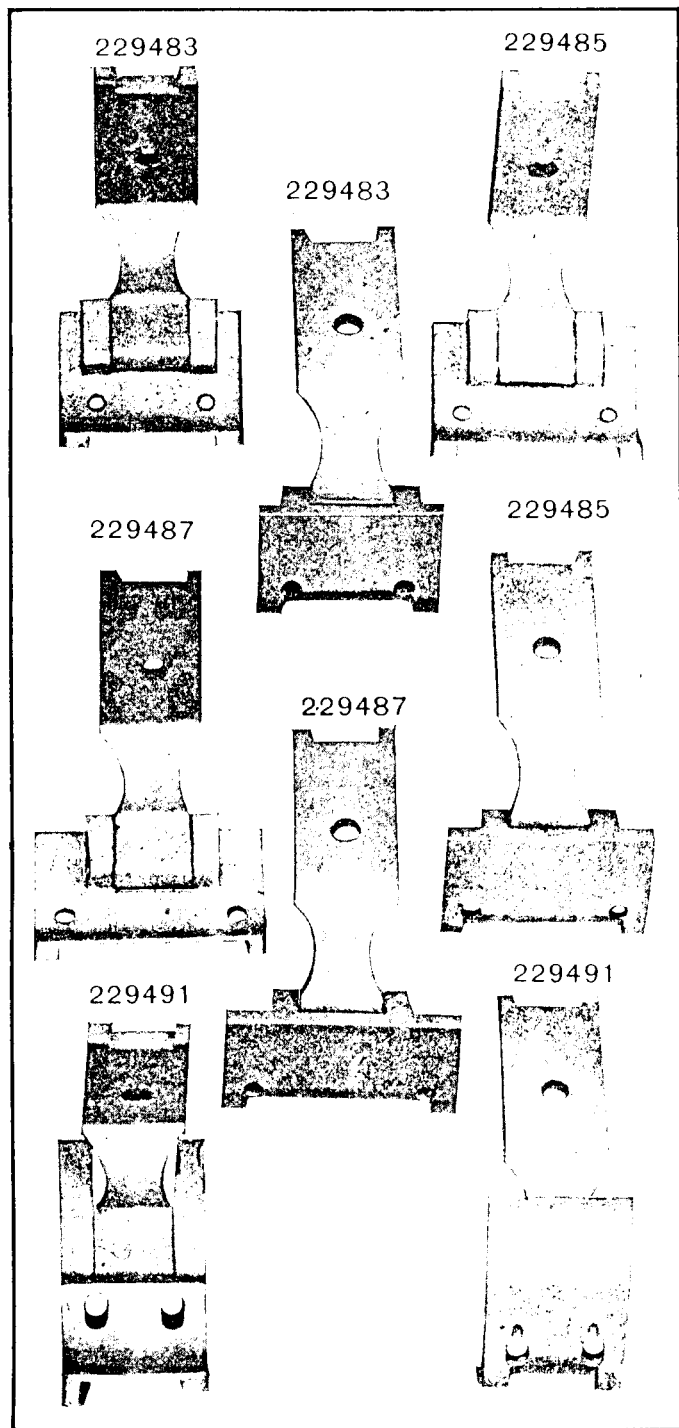


PLATE 14033—FULL SIZE

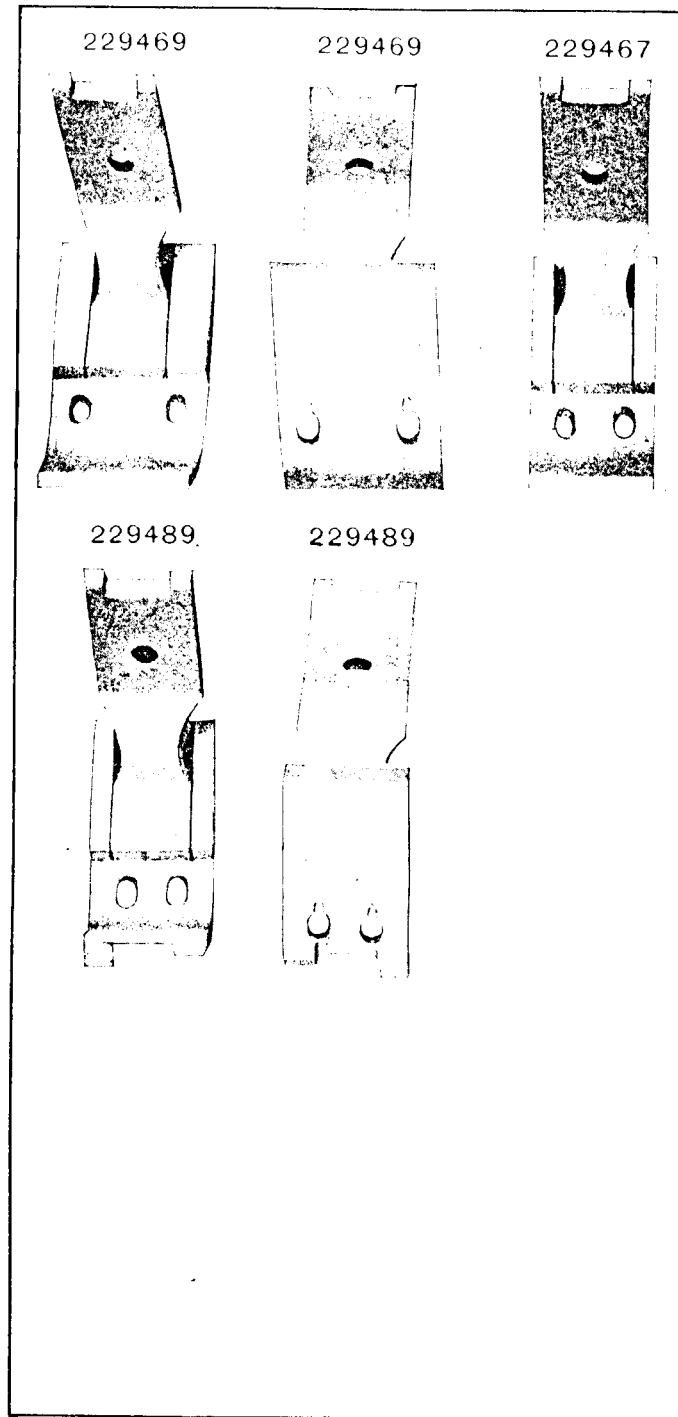
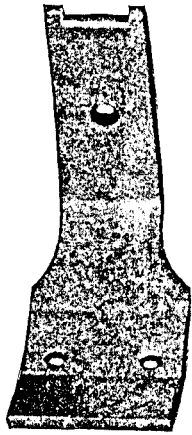
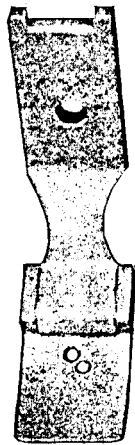


PLATE 14034—FULL SIZE

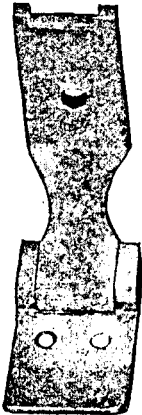
229451



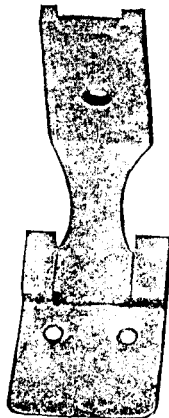
229453



229457



229459



229461

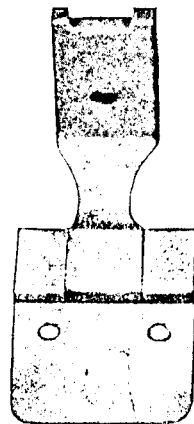
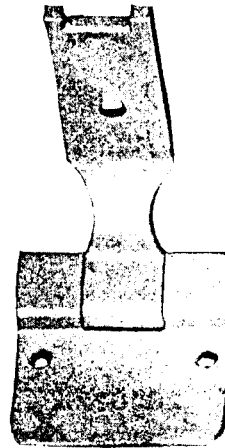



PLATE 14035—FULL SIZE


229463




229465




229492



229549



229492



229549





PLATE 14307—FULL SIZE

229341



200159



226220



200134



200082




200077




200064



229744



229745



202760



200551



200548



200554



201534

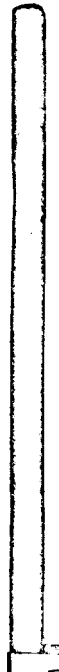


PLATE 14308—ONE-HALF SIZE

204495



229345



229346



229748

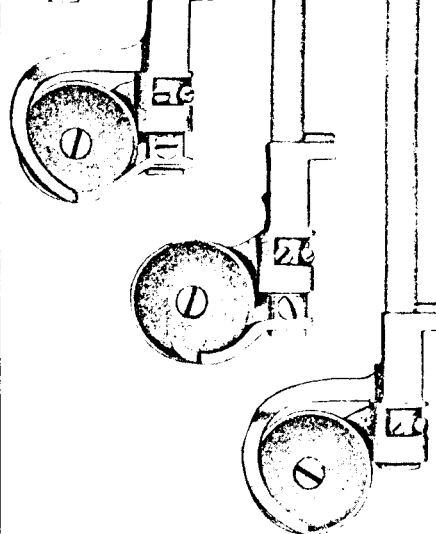

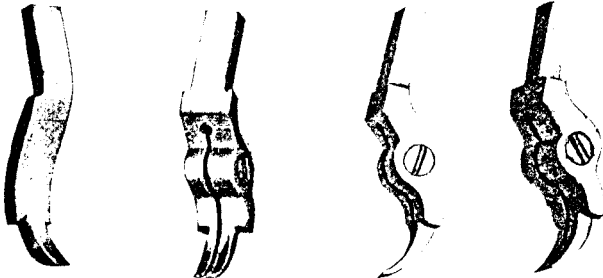


PLATE 14309--FULL SIZE

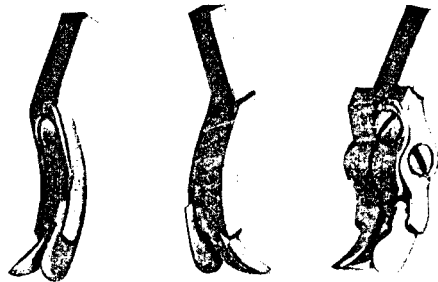
229328 229329 229330 229331



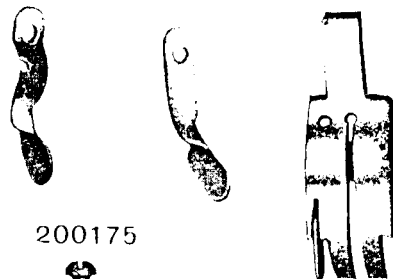
229332 229333 229334 229335



229338 229338 229340



213699 229339 229340



200175

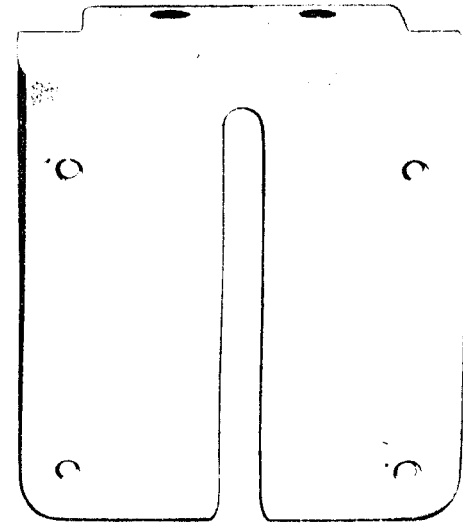


PLATE 14631 -FULL SIZE

200153



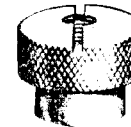
230356



200169



201561



230357



230358



230359

