


SINGER
52W12,W13

LIST OF PARTS



MACHINES Nos. 52w12 and 52w13

THE SINGER MANUFACTURING COMPANY

INDEX

	PAGE
ACCESSORIES	26
BOBBIN WINDER	26
FEED DOGS	29
FOOT LIFTER	27
LAP SEAM FELLERS	37
MACHINE No. 52w12	7
" " 52w13	17
MISCELLANEOUS PARTS	40
NUMERICAL LIST OF PARTS	43
OBSOLETE PARTS	41
PRESSER FEET	30
THREAD UNWINDER	27
THROAT PLATES	34
WORK PLATE AND LAP SEAM FELLER BASE PLATE	40

Instructions for Ordering

In ordering from this list, use **ONLY** the **PART** number in the **FIRST** column.

The number stamped on a Sewing Machine Part is the number of the Single Part only, except when the part includes Set Screws, Clamping Screws, Studs and Rollers Spun on, Small Wires riveted, or Parts soldered together, etc., which it is necessary to furnish in combination.

Every combination of parts sent out has its specific number which, although not stamped on Parts (except in above cases) must be used when ordering the combination.

Each number always indicates the **SAME PART** in whatever list it appears, or for whatever Machine.

The letters after some of the numbers indicate the style of finish only, as follows:

- A. Hardened, Polished and Plated.
- B. Polished and Plated.
- C. Hardened only.
- D. Polished only.
- E. Soft, not polished.
- F. Hardened and Polished.
- H. Blued.

These letters **MUST BE USED** when they appear in the list and **AFTER** the number, as in the list.

In this series

- 200001 to 201500 are Screw Numbers.
- 201501 to 201800 are Nut Numbers.
- 201801 to 202000 are Roller Numbers.
- 202001 and upward are numbers of Machine Parts.


The figures in the second column refer only to the plate in which the illustration of the part is shown and are **NOT TO BE USED** in ordering.

Two or more numbers over a cut indicate that the difference between such parts is not visible in an illustration.

Parts marked with an asterisk (*) are furnished only when repairs are made at the factory.

LIST OF PARTS COMPLETE

FOR



MACHINE No. 52w12

DROP FEED

For Shirts, Underwear, Wrappers, Corsets, Etc.

In gauges from $\frac{1}{8}$ to $\frac{1}{4}$ inch

No.	Plate	Name
*234001	---	Arm with 200368u, 202135 and 234047
*234002	---	Arm Base
204235	13332	" " Position Pin (2)
200010	10245	" " Screw (3)
202005	10245	" " Washer (3)
202247	13303	" Cap

No.	Plate	Name
200278D	13302	Arm Cap Screw
202248	13302	" " " Washer
10554	13332	" Position Pin (2)
200010E	10245	" Screw (3)
202249	13347	" Shaft with 200357E and 203100
202243	13303	" " Bushing (back) with 202244
202244	---	Arm Shaft Bushing (back) Oil Packing (wick)
200338C	13302	Arm Shaft Bushing (back) Set Screw
207080	13347	Arm Shaft Bushing (front) with 202244
202244	---	Arm Shaft Bushing (front) Oil Packing (wick)
200502B	10246	Arm Shaft Bushing (front) Oil Packing Thumb Screw
200338C	13302	Arm Shaft Bushing (front) Set Screw
234003	13301	Arm Shaft Connection Belt
202635	13303	" " " Pulley with 200327C, 200602E and two 202253
200602E	13302	Arm Shaft Connection Belt Pulley Position Screw
200327C	13302	Arm Shaft Connection Belt Pulley Set Screw
202253	13302	Arm Shaft Connection Belt Pulley Spring Flange
203100	---	Arm Shaft Oil Packing (wick) ..
200357E	13302	" " " " Stop Screw
202255	13301	Balance Wheel (belt groove 2 1/2 in. diam.) with 200328C and 200335C
200328C	13302	Balance Wheel Position Screw ..
200335C	13302	" " " Set Screw
*234004	---	Bed
202258	12345	" Hinge Connection (2)
200570E	10245	" " " Screw (4)
233939 (203208)	13313	Bobbin
234080	13313	" Case Base with 202056, 203211 to 203213 and 203216
203211	13313	Bobbin Case Base Latch
*202056	---	" " " " Pin
203212	13313	" " " " Plunger ..
203213	13313	" " " " Spring ..
234081	13313	" " Cap with 200594C, 200984C and 203214

241875

No.	Plate	Name
234079	13302	Bobbin Case Lever
234065	13302	" " " Driving Block
200076D	13302	" " " " " " Screw
201272C	13346	Bobbin Case Lever Hinge Screw ..
203214	13302	" " Tension Spring
200984C	13302	" " " " Regulat- ing Screw
200594C	13302	Bobbin Case Tension Spring Screw
203216	---	" " Washer (cloth)
234082	---	Bobbin Case complete, Nos. 234080 and 234081
202274	13303	Face Plate
202135	10245	" " Position Pin
200462B	10245	" " Thumb Screw
234010	13303	Feed Bar
200641C	10246	" " Hinge Screw (driving) ..
201518E	10245	" " " " Nut
202276	10245	" " Slide Block
234084	---	" " " " Crank with 200038C
234011	13302	Feed Bar Slide Block Crank 234084 with 200205E, 201518E and 202276
200038C	10245	Feed Bar Slide Block Crank Pinch Screw
200205E	10245	Feed Bar Slide Block Hinge Screw
201518E	10245	" " " " " " Nut
234052	13312	Feed Dog, for 234106
212692	13320	" " " 234117
212724	13318	" " " 234112
212731	13319	" " " 234113
212734	13319	" " " 234114
212737	13319	" " " 234115
234012	13303	" " Lever with 200098E
200263D	13302	" " " Hinge Screw
201528D	13302	" " " " " Nut ..
234066	13306	" " " Post
234067	---	" " " " 234066 with 200265E, 201525E, 203610, 203624, 234012 and two 200098E
200024C	13304	Feed Dog Lever Post Screw (4) ...
203637	11269	" " " " " Washer (4)
203624	11269	Feed Dog Lever Retainer Washer
200098E	13304	" " " " " " Screw
203610	13304	Feed Dog Lever Slide Block
200265E	13304	" " " " " Hinge Screw

No.	Plate	Name
201525E	10245	Feed Dog Lever Slide Block Hinge Screw Nut
200098E	13304	Feed Dog Screw
234015	13301	" Driving Connection with 200049E and 202277
202298	10245	Feed Driving Connection Crank with 200038c
200038c	10245	Feed Driving Connection Crank Pinch Screw
200545c	10245	Feed Driving Connection Hinge Screw
201518E	10245	Feed Driving Connection Hinge Screw Nut
202277	—	Feed Driving Connection Oil Packing (wick)
200049E	13304	Feed Driving Connection Pinch Screw
202300	10246	Feed Driving Eccentric Regulating Bracket
203098	13306	Feed Driving Eccentric Regulating Bracket 202300 with 202635, two each 201014c and 201525E
201014c	10245	Feed Driving Eccentric Regulating Bracket Hinge Screw
201525E	10245	Feed Driving Eccentric Regulating Bracket Hinge Screw Nut
202301	10246	Feed Driving Eccentric Regulating Bracket Plunger
202595	10246	Feed Driving Eccentric Regulating Bracket Plunger Spring
200607c	10246	Feed Driving Eccentric Regulating Bracket Plunger Spring Stop Screw
201014c	10245	Feed Driving Eccentric Regulating Bracket Stop Screw
201525E	10245	Feed Driving Eccentric Regulating Bracket Stop Screw Nut
200429c	10246	Feed Driving Eccentric Regulating Screw
200383c	10246	Feed Driving Eccentric Regulating Screw Check Screw
202303	13301	Feed Driving Rock Shaft
234016	—	" " " " 202303 with 200641c, 201518E and 234010
202305	10245	Feed Driving Rock Shaft Center (2)
200043c	10246	" " " " " Set Screw (2)
234017	13301	Feed Lifting Connection with 200049E and 202277

No.	Plate	Name
202307	10246	Feed Lifting Connection Eccentric with 200382c and 200437c
200437c	10246	Feed Lifting Connection Eccentric Position Screw
200382c	13304	Feed Lifting Connection Eccentric Set Screw
200545c	10245	Feed Lifting Connection Hinge Screw
201518E	10245	Feed Lifting Connection Hinge Screw Nut
202277	—	Feed Lifting Connection Oil Packing (wick)
200049E	13304	Feed Lifting Connection Pinch Screw
234018	13301	Feed Lifting Rock Shaft
202305	10245	" " " " Center (2)
200043c	10246	" " " " " Set Screw
202310	13306	Feed Regulating Spindle with 202311, 202443 and 202619
*202311	—	Feed Regulating Spindle Head ...
202443	13304	" " " " Pin
202619	13304	" " " " " Position Pin
203061	13301	Foot Lifter Lifting Lever
203084	—	" " " " 203061 with 200262H
200262H	13304	Foot Lifter Lifting Lever Hinge Screw
234019	13301	Foot Lifter Lifting Lever Rod with 202302
202302	—	Foot Lifter Lifting Lever Rod Cotter Pin
203058	13304	Foot Lifter Lifting Lever Rod Coupling with 200530c
200530c	—	Foot Lifter Lifting Lever Rod Coupling Set Screw
203059	13304	Foot Lifter Lifting Lever Rod Spring
203060	13304	Foot Lifter Lifting Lever Rod Spring Hook
*234020	—	Hook (sewing)
234021	13304	" 234020 with 203513 and two 201253F
234022	—	Hook and Bobbin Case complete, Nos. 234021 and 234082
234088	13347	Hook Bevel Gear Socket, 14 teeth
234024	13304	" " " " Friction Washer

No.	Plate	Name
200555n	13304	Hook Bevel Gear Socket Screw ..
241551	13346	" " Pinion, 28 teeth, with two 200378c (2)
200378c	13304	Hook Bevel Pinion Set Screw
234026	13301	" Driving Shaft
202321	10245	" " " Bushing (3) ...
200346c	10245	" " " " Set Screw (3)
234027	13304	Hook Driving Shaft Collar with two 200378c (2)
200378c	13304	Hook Driving Shaft Collar Set Screw
234028	13306	Hook Driving Shaft Connection Belt Pulley with 202253 and two 201254c
201254c	13304	Hook Driving Shaft Connection Belt Pulley Set Screw
202253	13302	Hook Driving Shaft Connection Belt Pulley Spring Flange
224392	---	Hook Driving Shaft Oil Packing (wick) (3)
203513	13304	Hook Gib
201253f	13304	" " Screw
234069	13306	" Post (inside or outside)
234089	---	" " 234069 with 200555n, 201272c, 202299, 234022, 234024, 234065, 234078, 234079, 234088 and two 200076d
234090	---	Hook Post 234089 with 203630, 221215, 234073 and eight 200583n
234091	---	Hook Post 234089 with 221215, 234074, 234083 and eight 200583n
200159f	13304	Hook Post Clamping Screw
203630	13305	" " Cover Plate (back) (in- side)
234083	13316	Hook Post Cover Plate (back) (out- side)
234073	13305	Hook Post Cover Plate (front) (in- side)
234074	13305	Hook Post Cover Plate (front) (out- side)
200583n	13304	Hook Post Cover Plate Screw ...
202299	---	" " Oil Packing (wick) ...
200008c	11269	" " Screw (4)
203637	11269	" " " Washer (4)
221215	13304	" " Slide
234078	---	Hook Washer

No.	Plate	Name
234092	---	Hook Post Combination (inside and outside) complete, Nos. 234067, 234090, 234091 and two 200159f
234039	13308	Needle Bar and Holder, in gauges from $\frac{3}{16}$ to $\frac{3}{8}$ in. in steps of $\frac{1}{32}$ in., with two 200141f
234040	---	Needle Bar and Holder, in gauges from $\frac{3}{16}$ to 1 in. in steps of $\frac{1}{32}$ in., with two 200141f
202550	13308	Needle Bar Bushing
200352c	13308	" " " Set Screw
202552	13308	" " Connecting Link
236073	13305	" " " " Oil Guard
200161d	12319	Needle Bar Connecting Link Oil Guard Screw
202333	13308	Needle Bar Connecting Link Stud with 202254
202254	---	Needle Bar Connecting Link Stud Oil Packing (wick)
200374c	13346	Needle Bar Connecting Link Stud Set Screw
200383c	10246	Needle Bar Connecting Link Stud Set Screw
*206891	---	Needle Bar Connecting Stud
202329	13308	" " " " 206891 with 200086c and 202330
202330	---	Needle Bar Connecting Stud Oil Packing (wick)
200086c	13308	Needle Bar Connecting Stud Pinch Screw
202551	13305	Needle Bar Crank with 200335c, 200374c, 200383c, 200428c and 202333
234042	---	Needle Bar Crank 202551 with 202329, 202399, 202400, 202552 and 234045
203172	13308	Needle Bar Crank Friction Washer
200428c	13308	" " " Position Screw ..
200335c	13302	" " " Set Screw
200141f	13308	" Set Screw
244033	---	Presser Bar (hollow)
202335	13305	" " 244033 with 200074f ..
241535	13346	" " Bushing
200352c	13308	" " " Set Screw
202554	13346	" " Lifter
200653c	13307	" " " Hinge Screw
244006	13346	" " Lifting Releasing Lev- er Bracket

No.	Plate	Name
200260D	13307	Presser Bar Lifting Releasing Lever Bracket Guide Screw
206608	13346	Presser Bar Lifting Releasing Lever Bracket Spring
202337	13307	Presser Bar Position Guide
202338	13307	" " " " Lever with 200086F
200086F	13308	Presser Bar Position Guide Lever Pinch Screw
200352C	13308	Presser Bar Position Guide Set Screw
202378	13307	Presser Bar Spring
234044	13307	" " " Stop Rod
200492B	13307	" " Thumb Screw (pressure regulating)
200475B	13307	Presser Bar Thumb Screw Thumb Set Screw
202355	13307	Presser Bar Thumb Screw Thumb Set Screw Packing (brass)
230795	13307	Presser Foot Hinge Pin
223910	—	" " Plate, for 223911
229454	—	" " " " 229455
229456	—	" " " " 229457
229458	—	" " " " 229459
229460	—	" " " " 229461
229462	—	" " " " 229463
202923	—	" " Shank
223911	11789	Presser Foot (hinged) complete, 50 needle hole, in $\frac{5}{16}$ in. gauge, Nos. 202923, 223910 and 230795
229455	11789	Presser Foot (hinged) complete, 46 needle hole, in gauges $\frac{1}{8}$, $\frac{9}{32}$ and $\frac{3}{16}$ in., Nos. 202923, 229454 and 230795
229457	13314	Presser Foot (hinged) complete, 46 needle hole, in gauges $\frac{5}{16}$, $\frac{1}{2}$, $\frac{9}{16}$ and $\frac{5}{8}$ in., Nos. 202923, 229456 and 230795
229459	13314	Presser Foot (hinged) complete, 46 needle hole, in gauges $\frac{11}{16}$, $\frac{3}{4}$, $\frac{13}{16}$ and $\frac{7}{8}$ in., Nos. 202923, 229458 and 230795
229461	13314	Presser Foot (hinged) complete, 46 needle hole, in gauges from $\frac{11}{16}$ to $\frac{7}{8}$ in., in steps of $\frac{1}{32}$ in., Nos. 202923, 229460 and 230795
229463	13314	Presser Foot (hinged) complete, 46 needle hole, in gauges $\frac{11}{16}$, $\frac{3}{4}$, $\frac{13}{16}$ and $\frac{7}{8}$ in., Nos. 202923, 229462 and 230795

No.	Plate	Name
200074F	13307	Presser Foot Screw
234045	13307	Take-up Lever
202399	13307	" " Driving Stud with 202277
202277	—	Take-up Lever Driving Stud Oil Packing (wick)
202400	13307	Take-up Lever Hinge Stud with 202423
202423	—	Take-up Lever Hinge Stud Oil Packing (wick)
200383C	10246	Take-up Lever Hinge Stud Set Screw
202401	—	Take-up Lever Oiling Felt
200132E	13307	" " " " Screw ..
234086	13307	Tension Bracket with two each 200397H, 201224B and 236060
200159F	13304	Tension Bracket Screw
234047	13309	" " " Socket
200368H	13309	" " " " Set Screw
236098	13346	Tension Bracket Thread Guide (double)
200174H	13346	Tension Bracket Thread Guide Screw
234087	—	Tension Bracket complete, Nos. 200174H, 200978H, 201199F, 223703, 223706, 223707, 234086, 236098, two each 13710, 200309E, 204059, 204271, 223704, three 201572B and four 244007
244007	13309	Tension Disc
236060	13309	" " Position Pin
223703	13309	" Release Lever
234049	13309	" " " Rod
200309E	13309	" " " Screw
223704	13309	" " Plunger
204271	13309	" " Washer
13710	13332	" Spring
201224B	13309	" Stud
201572B	10881	" Thumb Nut
223706	13309	Thread Controller Disc
200978H	13309	" " " Screw
223707	13309	" " Spring
242117	13309	" " " Stop
200132E	13307	" " " " Screw ..
201199F	13309	" " Stud with 204925 ..
200061C	—	" " " Set Screw
201572B	10881	" " " Thumb Nut ...

No.	Plate	Name
204925	13309	Thread Controller Stud Washer ..
202414	13309	" Guide
202415	13309	" "
202417	13309	" "
203313	13309	" "
200355H	12319	" " Set Screw
200397H	13309	" " " "
200582H	13309	" " Screw
202091	13309	" Retainer Sleeve
202092	13309	" " Spring
204058	13309	" " Stud
200397H	13309	" " Set Screw
204059	13309	Thread Retainer complete, Nos. 202091, 202092 and 204058
234106	13312	Throat Plate, 50 needle hole, for needle sizes 14 and 15, in gauges $\frac{3}{8}$, $\frac{1}{2}$ and $\frac{5}{8}$ in., for 234052
234117	13320	Throat Plate, 50 needle hole, for needle sizes 14 and 15, in gauges $\frac{1}{8}$, $\frac{3}{16}$ and $\frac{1}{4}$ in., for 212692
234112	13318	Throat Plate, 50 needle hole, for needle sizes 14 and 15, in gauges $\frac{3}{8}$, $\frac{1}{2}$ and $\frac{5}{8}$ in., for 212724
234113	13319	Throat Plate, 50 needle hole, for needle sizes 14 and 15, in gauges from $\frac{3}{8}$ to $\frac{11}{16}$ in., in steps of $\frac{1}{16}$ in., for 212731
234114	13319	Throat Plate, 50 needle hole, for needle sizes 14 and 15, in gauges $\frac{1}{8}$, $\frac{1}{4}$, $\frac{3}{8}$, $\frac{1}{2}$ and $\frac{5}{8}$ in., for 212734
234115	13319	Throat Plate, 50 needle hole, for needle sizes 14 and 15, in gauges $\frac{3}{8}$ and $\frac{1}{2}$ in., for 212737
200577H	10245	Throat Plate Screw (2)

LIST OF PARTS COMPLETE

FOR

MACHINE No. 52w13

DROP FEED

For Overall Work and Other Heavy Fabrics.

In gauges from $\frac{1}{8}$ to $\frac{3}{4}$ inch

No.	Plate	Name
*234001	-----	Arm with 200368u, 202135 and 234047
*234002	-----	Arm Base
204235	13332	" " Position Pin (2)
200010E	10245	" " Screw (3)
202005	10245	" " " Washer (3)
202247	13303	" Cap
200278H	13302	" " Screw
202248	13302	" " " Washer
10554	13332	" Position Pin (2)
200010E	10245	" Screw (3)
234146	13332	" Shaft with 200357E and 203100
202243	13303	" " Bushing (back) with 202244
202244	-----	Arm Shaft Bushing (back) Oil Packing (wick)
200338c	13302	Arm Shaft Bushing (back) Set Screw
207980	13347	Arm Shaft Bushing (front) with 202244
202244	-----	Arm Shaft Bushing (front) Oil Packing (wick)
200592B	10246	Arm Shaft Bushing (front) Oil Packing Thumb Screw
200338c	13302	Arm Shaft Bushing (front) Set Screw
234003	13301	Arm Shaft Connection Belt
202635	13303	" " " " Pulley with 200327c, 200602E and two 202253
200602E	13302	Arm Shaft Connection Belt Pulley Position Screw
200327c	13302	Arm Shaft Connection Belt Pulley Set Screw

No.	Plate	Name
202253	13302	Arm Shaft Connection Belt Pulley Spring Flange
203100	-----	Arm Shaft Oil Packing (wick)
200357E	13302	" " " " Stop Screw
234147	13301	Balance Wheel (belt groove 2 1/4 in. diam.) with 200328c and 200335c
200328c	13302	Balance Wheel Position Screw
200335c	13302	" " Set Screw
*234004	----	Bed
202258	12345	" Hinge Connection (2)
200570E	10245	" " " Screw (4) ...
203208	13313	Bobbin
234080	13313	" Case Base with 202956, 203211 to 203213 and 203216
203211	13313	Bobbin Case Base Latch
*202056	----	" " " " Pin
203212	13313	" " " " Plunger ..
203213	13313	" " " " Spring ...
234081	13313	" " Cap with 200594c, 200984c and 203214
234079	13302	Bobbin Case Lever
234065	13302	" " " Driving Block
200076D	13302	" " " " " Screw
201272c	13346	Bobbin Case Lever Hinge Screw ..
203214	13302	" " Tension Spring
200984c	13302	" " " " Regulating Screw
200594c	13302	Bobbin Case Tension Spring Screw
203216	----	" " Washer (cloth)
234082	----	Bobbin Case complete, Nos. 234080 and 234081
202274	13303	Face Plate
202135	10245	" " Position Pin
200462B	10245	" " Thumb Screw
234010	13303	Feed Bar
200641c	10246	" " Hinge Screw (driving)...
201518E	10245	" " " " Nut
202276	10245	" " Slide Block
234084	----	" " " " Crank with 200038c
234011	13302	Feed Bar Slide Block Crank 234084 with 200205E, 201518E and 202276
200038c	10245	Feed Bar Slide Block Crank Pinch Screw
200205E	10245	Feed Bar Slide Block Hinge Screw
201518E	10245	" " " " " " Nut

No.	Plate	Name
212782	13341	Feed Dog, for 234153
234130	13321	" " " 234111
212731	13319	" " " 234113
212734	13319	" " " 234154
212737	13319	" " " 234115
234012	13303	" " Lever with 200098E
200263D	13302	" " " Hinge Screw
201528D	13302	" " " " " Nut ..
234066	13306	" " " Post
234067	----	" " " " 234066 with 200265E, 201525E, 203610, 203624, 234012 and two 200098E
200024c	13304	Feed Dog Lever Post Screw (4) ..
203637	11269	" " " " " Washer (4)
203624	11269	Feed Dog Lever Retainer Washer
200098E	13304	" " " " " " Screw
203610	13304	Feed Dog Lever Slide Block
200265E	13304	" " " " " Hinge Screw
201525E	10249	Feed Dog Lever Slide Block Hinge Screw Nut
200098E	13304	Feed Dog Screw
234015	13301	" Driving Connection with 200049E and 202277
202298	10245	Feed Driving Connection Crank with 200038c
200038c	10245	Feed Driving Connection Crank Pinch Screw
200545c	10245	Feed Driving Connection Hinge Screw
201518E	10245	Feed Driving Connection Hinge Screw Nut
202277	----	Feed Driving Connection Oil Packing (wick)
200049E	13304	Feed Driving Connection Pinch Screw
202300	10246	Feed Driving Eccentric Regulating Bracket
203098	13306	Feed Driving Eccentric Regulating Bracket 202300 with 202635, two each 201014c and 201525E
201014c	10245	Feed Driving Eccentric Regulating Bracket Hinge Screw
201525E	10245	Feed Driving Eccentric Regulating Bracket Hinge Screw Nut
202301	10246	Feed Driving Eccentric Regulating Bracket Plunger

No.	Plate	Name
202595	10246	Feed Driving Eccentric Regulating Bracket Plunger Spring
200607c	10246	Feed Driving Eccentric Regulating Bracket Plunger Spring Stop Screw
201014c	10245	Feed Driving Eccentric Regulating Bracket Stop Screw
201525E	10245	Feed Driving Eccentric Regulating Bracket Stop Screw Nut
200429c	10246	Feed Driving Eccentric Regulating Screw
200383c	10246	Feed Driving Eccentric Regulating Screw Check Screw
202303	13301	Feed Driving Rock Shaft
234016	—	" " " " 202303 with 200641c, 201518E and 234010
202305	10245	Feed Driving Rock Shaft Center (2)
200043c	10246	" " " " " Set Screw (2)
234017	13301	Feed Lifting Connection with 200049E and 202277
202307	10246	Feed Lifting Connection Eccentric with 200382c and 200437c
200437c	10246	Feed Lifting Connection Eccentric Position Screw
200382c	13304	Feed Lifting Connection Eccentric Set Screw
200545c	10245	Feed Lifting Connection Hinge Screw
201518E	10245	Feed Lifting Connection Hinge Screw Nut
202277	—	Feed Lifting Connection Oil Packing (wick)
200049E	13304	Feed Lifting Connection Pinch Screw
234018	13301	Feed Lifting Rock Shaft
202305	10245	" " " " Center (2)
200043c	10246	" " " " " Set Screw (2)
202310	13306	Feed Regulating Spindle with 202311, 202443 and 202619
*202311	—	Feed Regulating Spindle Head ...
202443	13304	" " " " Pin
202619	13304	" " " " " Position Pin
203061	13301	Foot Lifter Lifting Lever
203084	—	" " " " 203061 with 200262H

No.	Plate	Name
200262H	13304	Foot Lifter Lifting Lever Hinge Screw
234019	13301	Foot Lifter Lifting Lever Rod with 202302
202302	—	Foot Lifter Lifting Lever Rod Cotter Pin
203058	13304	Foot Lifter Lifting Lever Rod Coupling with 200530c
200530c	—	Foot Lifter Lifting Lever Rod Coupling Set Screw
203059	13304	Foot Lifter Lifting Lever Rod Spring
203060	13304	Foot Lifter Lifting Lever Rod Spring Hook
*234135	—	Hook (sewing)
234194	13346	" 234135 with 203525 and two 201253E
234195	—	Hook and Bobbin Case complete, Nos. 234082 and 234194
234068	13305	Hook Bevel Gear Socket, 14 teeth
234024	13304	" " " " Friction Washer
200555H	13304	Hook Bevel Gear Socket Screw ..
241551	13346	" " Pinion, 28 teeth, with two 200378c (2)
200378c	13304	Hook Bevel Pinion Set Screw
234026	13301	" Driving Shaft
202321	10245	" " " Bushing (3) ...
200346c	10245	" " " " Set Screw (3)
234027	13304	Hook Driving Shaft Collar with two 200378c (2)
200378c	13304	Hook Driving Shaft Collar Set Screw
234028	13306	Hook Driving Shaft Connection Belt Pulley with 202253 and two 201254c
201254c	13304	Hook Driving Shaft Connection Belt Pulley Set Screw
202253	13302	Hook Driving Shaft Connection Belt Pulley Spring Flange
224392	—	Hook Driving Shaft Oil Packing (wick) (3)
203525	13346	Hook Gib
201253E	13304	" " Screw
234069	13306	" Post (inside or outside)
234196	—	" " 234069 with 200555H, 201272c, 202299, 234024, 234065, 234079, 234088, 234141, 234195 and two 200076D

No.	Plate	Name
234197	—	Hook Post 234196 with 203630, 221215, 234073 and eight 200583H
234198	—	Hook Post 234196 with 221215, 234074, 234083 and eight 200583H
200159F	13304	Hook Post Clamping Screw
203630	13305	" " Cover Plate (back) (inside)
234083	13316	Hook Post Cover Plate (back) (outside)
234073	13305	Hook Post Cover Plate (front) (inside)
234074	13305	Hook Post Cover Plate (front) (outside)
200583H	13304	Hook Post Cover Plate Screw
202299	—	" " Oil Packing (wick) ...
200008C	11269	" " Screw (4)
203637	11269	" " Washer (4)
221215	13304	" " Slide
234141	13321	" Washer
234199	—	Hook Post Combination (inside and outside) complete, Nos. 234067, 234197, 234198 and two 200159F..
234039	13308	Needle Bar and Holder, in gauges from $\frac{3}{32}$ to $\frac{5}{16}$ in., in steps of $\frac{1}{32}$ in., with two 200141F
234040	—	Needle Bar and Holder, in gauges from $\frac{3}{16}$ to 1 in., in steps of $\frac{1}{32}$ in., with two 200141F
202550	13308	Needle Bar Bushing
200352C	13308	" " " Set Screw
202552	13308	" " Connecting Link
236073	13305	" " " " Oil Guard
200161D	12319	Needle Bar Connecting Link Oil Guard Screw
202333	13308	Needle Bar Connecting Link Stud with 202254
202254	—	Needle Bar Connecting Link Stud Oil Packing (wick)
200374C	13346	Needle Bar Connecting Link Stud Set Screw
200383C	10246	Needle Bar Connecting Link Stud Set Screw
*206891	—	Needle Bar Connecting Stud
202329	13308	" " " " 206891 with 200086C and 202330
202330	—	Needle Bar Connecting Stud Oil Packing (wick)
200086C	13308	Needle Bar Connecting Stud Pinch Screw

No.	Plate	Name
202551	13305	Needle Bar Crank with 200335C, 200374C, 200383C, 200428C and 202333
234143	—	Needle Bar Crank 202551 with 202329, 202399, 202400, 202552 and 234144
203172	13308	Needle Bar Crank Friction Washer
200428C	13308	" " " Position Screw ..
200335C	13302	" " " Set Screw
200141F	13308	" Set Screw
244033	—	Presser Bar (hollow)
202335F	13305	" " 244033 with 200074F..
241535	13346	" " Bushing
200352C	13308	" " " Set Screw
202554	13346	" " Lifter
200653C	13307	" " Hinge Screw ...
244006	13346	" " Lifting Releasing Lever Bracket
200260D	13307	Presser Bar Lifting Releasing Lever Bracket Guide Screw
206608	13346	Presser Bar Lifting Releasing Lever Bracket Spring (spiral)
202337	13307	Presser Bar Position Guide
202338	13307	" " " " Lever with 200086F
200086F	13308	Presser Bar Position Guide Lever Pinch Screw
200352C	13308	Presser Bar Position Guide Set Screw
236089	13346	Presser Bar Spring
234044	13307	" " " Stop Rod
200492B	13307	" " Thumb Screw (pressure regulating)
200475B	13307	Presser Bar Thumb Screw Thumb Set Screw
202355	13307	Presser Bar Thumb Screw Thumb Set Screw Packing (brass)
230795	13307	Presser Foot Hinge Pin
229466	—	" " Plate, for 229467
229468	—	" " " " 229469
229920	—	" " " " 229921
229922	—	" " " " 229923
229924	—	" " " " 229925
202923	—	" " Shank
229467	14033	Presser Foot (hinged) complete, $\frac{3}{8}$ needle hole, in gauges from $\frac{1}{8}$ to $\frac{5}{16}$ in., in steps of $\frac{1}{16}$ in., Nos. 202923, 229466 and 230795

No.	Plate	Name
229469	14033	Presser Foot (hinged) complete, 38 needle hole, in gauges $\frac{11}{16}$, $\frac{3}{8}$, $\frac{13}{16}$ and $\frac{1}{2}$ in., Nos. 202923, 229468 and 230795, for overall work ...
229921	11790	Presser Foot (hinged) complete, 38 needle hole, in gauges $\frac{11}{16}$, $\frac{3}{8}$, $\frac{13}{16}$ and $\frac{1}{2}$ in., Nos. 202923, 229920 and 230795, for overall work ...
229923	11790	Presser Foot (hinged) complete, 38 needle hole, in gauges $\frac{13}{16}$ and $\frac{1}{2}$ in., Nos. 202923, 229922 and 230795, for overall work ...
229925	11790	Presser Foot (hinged) complete, 38 needle hole, in gauges $\frac{11}{16}$, $\frac{13}{16}$, $\frac{3}{8}$ and $\frac{1}{2}$ in., Nos. 202923, 229924 and 230795, for overall work ...
200074E	13307	Presser Foot Screw
234144	13321	Take-up Lever
202399	13307	" " Driving Stud with 202277
202277	----	Take up Lever Driving Stud Oil Packing (wick)
202400	13307	Take-up Lever Hinge Stud with 202423
202423	----	Take-up Lever Hinge Stud Oil Packing (wick)
200383C	10246	Take up Lever Hinge Stud Set Screw
202401	----	Take-up Lever Oiling Felt
200132E	13307	" " " " Screw ..
234086	13307	Tension Bracket with two each 200397H, 201224B and 236060 ...
200159E	13304	Tension Bracket Screw
234047	13309	" " " " Socket
200368H	13309	" " " " Set Screw
236098	13346	Tension Bracket Thread Guide (double)
200174H	13346	Tension Bracket Thread Guide Screw
234087	----	Tension Bracket complete, Nos. 200174H, 200978H, 201199E, 223703, 223706, 223707, 234086, 236098, two each 13710, 200309E, 204059, 204271, 223704, three 201572B and four 244007

No.	Plate	Name
244007	13309	Tension Disc
236060	13309	" " Position Pin
223703	13309	" Release Lever
234049	13309	" " " Rod
200309E	13309	" " " Screw
223704	13309	" " Plunger
204271	13309	" " Washer
13710	13332	" Spring
201224B	13309	" Stud
201572B	10881	" Thumb Nut
223706	13309	Thread Controller Disc
200978H	13309	" " " Screw
223707	13309	" " Spring
242117	13309	" " " Stop
200132E	13307	" " " " Screw..
201199E	13309	" " Stud with 204925 ..
200061C	13346	" " " Set Screw
201572B	10881	" " " Thumb Nut ..
204925	13309	" " " Washer
202414	13309	" Guide
202415	13309	" "
202417	13309	" "
203313	13309	" "
200355H	12319	" " Set Screw
200397H	13309	" " " "
200582H	13309	" " Screw
202091	13309	" Retainer Sleeve
202092	13309	" " Spring
204058	13309	" " Stud
200397H	13309	" " " Set Screw
204059	13309	Thread Retainer complete, Nos. 202091, 202092 and 204058
234153	13341	Throat Plate, 46 needle hole, for needle sizes 16 and 18, in gauges $\frac{1}{8}$ and $\frac{5}{16}$ in., for 212782
234111	13318	Throat Plate, 46 needle hole, for needle sizes 16 and 18, in gauges from $\frac{3}{16}$ to $\frac{1}{4}$ in., in steps of $\frac{1}{32}$ in., for 234130
234156	13319	Throat Plate, 46 needle hole, for needle sizes 16 and 18, in gauges $\frac{11}{16}$, $\frac{1}{2}$ and $\frac{13}{16}$ in., for 212731
234154	13319	Throat Plate, 46 needle hole, for needle sizes 16 and 18, in gauges $\frac{1}{8}$, $\frac{11}{16}$, $\frac{5}{16}$, $\frac{3}{16}$ and $\frac{1}{4}$ in., for 212734
234157	13319	Throat Plate, 46 needle hole, for needle sizes 16 and 18, in gauges $\frac{11}{16}$ and $\frac{1}{2}$ in., for 212737
200577H	10245	Throat Plate Screw (2)

ACCESSORIES

FOR MACHINE No. 52w12

No.	Plate	Name
203208	13313	Bobbin (10)
*225482	---	" Case Screw Driver Blade ..
*225483	---	" " " " Handle ..
225497	12345	Bobbin Case Screw Driver complete, Nos. 225482 and 225483 ..
128x13	---	Needles, six each, sizes 12 and 14
228213	---	Drip Pan with four 1 in. wire nails
41400	12345	Machine Rest Pin (wood)
120342	12345	Oiler (copper plated) with 120343..
120343	12345	" Spout, 3½ in. long
*225484	---	Screw Driver Blade
*225485	---	" " Handle
225498	12345	Screw Driver complete (7¼ in. long), Nos. 225484 and 225485 ..
225554	12345	Wrench (steel)

BOBBIN WINDER

Swing Automatic, Right Hand

225453	10884	Frame with 202277 and 225438 ...
225454	10884	" Hinge Pin
202277	---	" Oil Packing (wick)
225438	10884	" " Well Cap
225455	10884	" Spring
225456	10884	" " Plunger
202473	10885	Pulley with 200380c
200380c	12319	" Set Screw
225381	10884	Spindle
225444	10884	Stop Latch
200056E	10884	" " Screw
225458	10884	" " Thumb Lever
225459	10884	" " " " Hinge Stud
225459	10884	" " " " Joint Stud
202478	10884	" " Trip Lever
200299H	10884	" " " " Hinge Screw
225461	10881	Tension Bracket with 201499B
200082D	10881	" " Screw
228026	10884	" " " Washer
2102	10881	" Disc
202407	10881	" Spring
201499B	10881	" Stud
201572B	10881	" Thumb Nut

No.	Plate	Name
225462	10881	Bobbin Winder Tension Bracket complete, Nos. 201572B, 202407, 225461 and two 2102
225433	10885	Bobbin Winder and Tension Bracket Base
225382	10885	Universal Bobbin Winder complete, Nos. 200056E, 200082D, 200299H, 202473, 202478, 225381, 225433, 225444, 225453 to 225456, 225458, 225462, 228026, two each 225459 and wood screws ¾ in., No. 12, R.H.B.

FOOT LIFTER

227952	11156	Foot Lifter Lever (left or right) with 227954
227678	11156	Foot Lifter Lever Chain, 48 in. long, with 202784
227954	11488	Foot Lifter Lever Chain Hook (lower)
202784	11488	Foot Lifter Lever Chain Hook (upper)
225016	11488	Foot Lifter Lever Hinge Pin
227953	11156	" " " Stand with two wood screws 1 in., No. 12
227955	11156	Foot Lifter Lever (left or right) complete, Nos. 225016, 227678, 227952 and 227953

(Other Foot Lifter parts are listed with parts of machine head.)

THREAD UNWINDER

225389	14083	Spool Rest (for one spool) with 201018c
225395	14083	Spool Rest (for two spools) with 201018c
225388	14083	Spool Rest Rod
200383c	10246	" " " Set Screw
201018c	13346	" " Set Screw
202490	14083	" " with 200383c
225391	14083	Thread Guide
201696J	13346	" " Lock Nut
225392	14083	" " Rod with 208E and 225393

No.	Plate	Name
208E	13346	Thread Guide Rod Screw
225393	13346	" " " Washer
225397	14083	Thread Unwinder (for three spools) complete, Nos. 201696J, 202490, 225388, 225389, 225392, 225395, three each 225391 and wood screws $\frac{3}{8}$ in., No. 12

FOR MACHINE No. 52w13

Same as for No. 52w12 with the following
exception:

128x13	---	Needles, twelve, size 20, in place of six each, sizes 12 and 14
--------	-----	---

FEED DOGS

No.	Plate	Name
234050	13310	Feed Dog, for 234100
234051	13310	" " " 234101 and 234106 ..
234052	13312	" " " 234106
212701	13310	" " " 234102 and 234107 ..
221537	13341	" " " 234105 and 234119 ..
212795	13311	" " " 234103 and 234105 ..
212721	13318	" " " 234108, 234110 and 234111
212673	13320	Feed Dog, for 234117
212692	13320	" " " 234117
212720	13318	" " " 234111
212724	13318	" " " 234112 and 234120 ..
212725	13318	" " " 234112 and 234120 ..
212731	13319	" " " 234113
212732	13319	" " " 234113
212734	13319	" " " 234114 and 234151 ..
212737	13319	" " " 234115
234053	13320	" " " 234118
221539	13311	" " " 234102, 234104, 234107 and 234109
234131	13321	Feed Dog, for 234112 and 234120 ..
234130	13321	" " " 234111 and 234152 ..
234133	13321	" " " 234101
212782	13341	" " " 234150 and 234153 ..
234201	13312	" " " 234106

PRESSER FEET

FOR MACHINE No. 52w12

No.	Plate	Name
229451	13317	Presser Foot, 46 needle hole, in gauges from $\frac{1}{8}$ to $\frac{1}{4}$ in., in steps of $\frac{1}{32}$ inch
223909	13314	Presser Foot, 46 needle hole, in gauges $\frac{11}{16}$, $\frac{1}{2}$, $\frac{3}{4}$ and $\frac{7}{8}$ inch
202090	—	Presser Foot Hinge Pin
230795	13307	" " " "
229090	—	" " " " Plate, for 229091
229939	—	" " " " 229940
229548	—	" " " " 229549
229480	—	" " " " 229481
229482	—	" " " " 229483
229470	—	" " " " 229471
229472	—	" " " " 229473
229372	—	" " " " 229373
229918	—	" " " " 229919
229440	—	" " " " 229441
221423	—	" " " " 221424
223910	—	" " " " 223911
229454	—	" " " " 229455
229456	—	" " " " 229457
229458	—	" " " " 229459
229460	—	" " " " 229461
229462	—	" " " " 229463
229476	—	" " " " 229477
229478	—	" " " " 229479
202923	—	" " Shank
202926	—	" " " for 2 2 1 4 2 4, 229373, 229471 and 229473
223911	11789	Presser Foot (hinged) complete, 50 needle hole, in gauges $\frac{1}{8}$, $\frac{1}{4}$, $\frac{3}{8}$ and $\frac{1}{2}$ in., Nos. 202923, 223910 and 230795
229455	11789	Presser Foot (hinged) complete, 46 needle hole, in gauges $\frac{1}{8}$, $\frac{3}{8}$ and $\frac{1}{2}$ in., Nos. 202923, 229454 and 230795
229457	13314	Presser Foot (hinged) complete, 46 needle hole, in gauges $\frac{1}{8}$, $\frac{1}{4}$, $\frac{3}{8}$ and $\frac{1}{2}$ in., Nos. 202923, 229456 and 230795

No.	Plate	Name
229459	13314	Presser Foot (hinged) complete, 46 needle hole, in gauges $\frac{11}{16}$, $\frac{1}{2}$, $\frac{3}{4}$ and $\frac{7}{8}$ in., Nos. 202923, 229458 and 230795
229461	13314	Presser Foot (hinged) complete, 46 needle hole, in gauges from $\frac{1}{8}$ to $\frac{1}{4}$ in., in steps of $\frac{1}{32}$ in., Nos. 202923, 229460 and 230795
229463	13314	Presser Foot (hinged) complete, 46 needle hole, in gauges $\frac{11}{16}$, $\frac{1}{2}$, $\frac{3}{4}$ and $\frac{7}{8}$ in., Nos. 202923, 229462 and 230795

FOR FELLING

229477	14031	Presser Foot (hinged) complete, 46 needle hole, in gauges $\frac{1}{8}$, $\frac{1}{4}$, $\frac{3}{8}$ and $\frac{1}{2}$ in., Nos. 202923, 229476 and 230795
229479	14031	Presser Foot (hinged) complete, 46 needle hole, in gauges $\frac{1}{8}$, $\frac{1}{4}$, $\frac{3}{8}$ and $\frac{1}{2}$ in., Nos. 202923, 229478 and 230795
229481	14031	Presser Foot (hinged) complete, 46 needle hole, in gauges $\frac{11}{16}$, $\frac{1}{2}$, $\frac{3}{4}$ and $\frac{7}{8}$ in., Nos. 202923, 229480 and 230795
229483	13317	Presser Foot (hinged) complete, 46 needle hole, in gauges from $\frac{1}{8}$ to $\frac{1}{4}$ in., in steps of $\frac{1}{32}$ in., Nos. 202923, 229482 and 230795
229471	14031	Presser Foot (hinged) complete, 46 needle hole, in gauges $\frac{1}{8}$, $\frac{3}{8}$ and $\frac{1}{2}$ in., Nos. 202926, 229470 and 230795. Hinge pin set back $\frac{1}{8}$ in. from regular
229473	14031	Presser Foot (hinged) complete, 46 needle hole, in gauges $\frac{1}{8}$, $\frac{1}{4}$, $\frac{3}{8}$ and $\frac{1}{2}$ in., Nos. 202926, 229472 and 230795. Hinge pin set back $\frac{1}{8}$ in. from regular
229373	11789	Presser Foot (hinged) complete, 46 needle hole, in gauges $\frac{11}{16}$, $\frac{1}{2}$, $\frac{3}{4}$ and $\frac{7}{8}$ in., Nos. 202926, 229372 and 230795. Hinge pin set back $\frac{1}{8}$ in. from regular
229919	11789	Presser Foot (hinged) complete, 46 needle hole, in gauges $\frac{1}{8}$, $\frac{3}{8}$ and $\frac{1}{2}$ in., Nos. 202923, 229918 and 230795

No.	Plate	Name
229441	11789	Presser Foot (hinged) complete, 46 needle hole, in gauges $\frac{1}{16}$, $\frac{1}{8}$, $\frac{3}{16}$ and $\frac{1}{4}$ in., Nos. 202923, 229440 and 230795
221424	11789	Presser Foot (hinged) complete, 46 needle hole, in gauges $\frac{1}{16}$, $\frac{1}{8}$ and $\frac{3}{16}$ in., Nos. 202926, 221423 and 230795. Hinge pin set back $\frac{1}{8}$ in. from regular

FOR STRIP WORK

229091	13314	Presser Foot (hinged) complete, 46 needle hole, in gauges $\frac{1}{16}$, $\frac{1}{8}$, $\frac{3}{16}$, $\frac{1}{4}$ and $\frac{5}{16}$ in., Nos. 202090, 202923 and 229090
229940	13317	Presser Foot (hinged) complete, 46 needle hole, in gauges $\frac{1}{16}$, $\frac{1}{8}$, $\frac{3}{16}$, $\frac{1}{4}$ and $\frac{5}{16}$ in., Nos. 202923, 229939 and 230795
229549	13317	Presser Foot (hinged) complete, 46 needle hole, in gauges from $\frac{1}{16}$ to $\frac{5}{16}$ in., in steps of $\frac{1}{16}$ in., Nos. 202090, 202923 and 229548

FOR MACHINE No. 52w13

230795	13307	Presser Foot Hinge Pin
202090	----	" " " "
229466	----	" " Plate, for 229467
229468	----	" " " " 229469
229488	----	" " " " 229489
229490	----	" " " " 229491
229920	----	" " " " 229921
229922	----	" " " " 229923
229924	----	" " " " 229925
229926	----	" " " " 229927
229928	----	" " " " 229929
229930	----	" " " " 229931
229506	----	" " " " 229507
202996	----	" " Shank
202923	----	" " " "
202989	13314	" " Spring
229467	14033	Presser Foot (hinged) complete, 38 needle hole, in gauges from $\frac{1}{16}$ to $\frac{1}{4}$ in., in steps of $\frac{1}{16}$ in., Nos. 202923, 229466 and 230795, for overall work

No.	Plate	Name
229469	14033	Presser Foot (hinged) complete, 38 needle hole, in gauges $\frac{1}{16}$, $\frac{1}{8}$, $\frac{3}{16}$ and $\frac{1}{4}$ in., Nos. 202923, 229468 and 230795, for overall work ..
229921	11790	Presser Foot (hinged) complete, 38 needle hole, in gauges $\frac{1}{16}$, $\frac{1}{8}$, $\frac{3}{16}$ and $\frac{1}{4}$ in., Nos. 202923, 229920 and 230795, for overall work ..
229923	11790	Presser Foot (hinged) complete, 38 needle hole, in gauges $\frac{1}{16}$ and $\frac{1}{8}$ in., Nos. 202923, 229922 and 230795, for overall work
229925	11790	Presser Foot (hinged) complete, 38 needle hole, in gauges $\frac{1}{16}$, $\frac{1}{8}$, $\frac{3}{16}$ and $\frac{1}{4}$ in., Nos. 202923, 229924 and 230795, for overall work ..

FOR FELLING

229489	14033	Presser Foot (hinged) complete, 38 needle hole, in gauges from $\frac{1}{16}$ to $\frac{1}{4}$ in., in steps of $\frac{1}{16}$ in., Nos. 202923, 229488 and 230795
229491	----	Presser Foot (hinged) complete, 38 needle hole, in gauges $\frac{1}{16}$, $\frac{1}{8}$, $\frac{3}{16}$ and $\frac{1}{4}$ in., Nos. 202923, 229490 and 230795
229927	11790	Presser Foot (hinged) complete, 38 needle hole, in gauges $\frac{1}{16}$, $\frac{1}{8}$, $\frac{3}{16}$ and $\frac{1}{4}$ in., Nos. 202923, 229926 and 230795
229929	11790	Presser Foot (hinged) complete, 38 needle hole, in gauges $\frac{1}{16}$ and $\frac{1}{8}$ in., Nos. 202923, 229928 and 230795
229931	11790	Presser Foot (hinged) complete, 38 needle hole, in gauges $\frac{1}{16}$, $\frac{1}{8}$, $\frac{3}{16}$ and $\frac{1}{4}$ in., Nos. 202923, 229930 and 230795

FOR STRIP WORK

229507	13317	Presser Foot (hinged) complete, 40 needle hole, in gauges $\frac{1}{16}$, $\frac{1}{8}$, $\frac{1}{4}$, $\frac{3}{8}$ and $\frac{1}{2}$ in., Nos. 202090, 202989, 202996 and 229506
--------	-------	--

THROAT PLATES

FOR MACHINE No. 52w12

No.	Plate	Name
234100	13310	Throat Plate, 50 needle hole, for needle sizes 14 and 15, in gauges $\frac{3}{16}$, $\frac{7}{16}$ and $\frac{1}{2}$ in., for 234050, for felling
234101	13310	Throat Plate, 50 needle hole, for needle sizes 14 and 15, in gauges $\frac{3}{16}$, $\frac{1}{2}$ and $\frac{5}{8}$ in., for 234051, for felling
234106	13312	Throat Plate, 50 needle hole, for needle sizes 14 and 15, in gauges $\frac{3}{16}$, $\frac{1}{2}$ and $\frac{5}{8}$ in., for 234051 and 234052
234102	13310	Throat Plate, 50 needle hole, for needle sizes 14 and 15, in gauges $\frac{3}{16}$ and $\frac{7}{16}$ in., for 212701, 212702 and 221539
234107	13312	Throat Plate, 53 needle hole, for needle sizes 12 and 13, in gauges $\frac{1}{4}$, $\frac{5}{8}$ and $\frac{3}{4}$ in., for 212701, 212702 and 221539
234104	13311	Throat Plate, 53 needle hole, for needle sizes 12 and 13, in gauges $\frac{1}{4}$, $\frac{5}{8}$ and $\frac{3}{4}$ in., for 212702 and 221539, for felling
234105	13311	Throat Plate, 50 needle hole, for needle sizes 14 and 15, in gauges $\frac{3}{16}$, $\frac{5}{8}$, $\frac{1}{2}$, $\frac{3}{4}$ and $\frac{7}{8}$ in., for 212795 and 221537
234103	13311	Throat Plate, 50 needle hole, for needle sizes 14 and 15, in gauges $\frac{3}{16}$, $\frac{5}{8}$, $\frac{1}{2}$, $\frac{3}{4}$ and $\frac{7}{8}$ in., for 212795, for felling
234108	13318	Throat Plate, 40 needle hole, for needle sizes 20 and 22, in gauges from $\frac{3}{16}$ to $\frac{1}{4}$ in., in steps of $\frac{1}{32}$ in., for 212721, for felling
234109	13318	Throat Plate, 50 needle hole, for needle sizes 14 and 15, in gauges $\frac{3}{16}$ and $\frac{7}{16}$ in., for 212702 and 221539, for felling

No.	Plate	Name
234110	13318	Throat Plate, 46 needle hole, for needle sizes 16 and 18, in gauges from $\frac{3}{16}$ to $\frac{1}{4}$ in., in steps of $\frac{1}{32}$ in., for 212721, for felling
234111	13318	Throat Plate, 46 needle hole, for needle sizes 16 and 18, in gauges from $\frac{3}{16}$ to $\frac{1}{4}$ in., in steps of $\frac{1}{32}$ in., for 212720 and 212721
234112	13318	Throat Plate, 50 needle hole, for needle sizes 14 and 15, in gauges from $\frac{1}{4}$ to $\frac{1}{2}$ in., in steps of $\frac{1}{16}$ in., for 212724 and 212725
234113	13319	Throat Plate, 50 needle hole, for needle sizes 14 and 15, in gauges from $\frac{1}{2}$ to $\frac{3}{4}$ in., in steps of $\frac{1}{16}$ in., for 212731 and 212732
234114	13319	Throat Plate, 50 needle hole, for needle sizes 14 and 15, in gauges $\frac{3}{8}$, $\frac{11}{16}$, $\frac{1}{2}$, $\frac{3}{4}$ and $\frac{7}{8}$ in., for 212731
234115	13319	Throat Plate, 50 needle hole, for needle sizes 14 and 15, in gauges $\frac{3}{8}$ and $\frac{1}{2}$ in., for 212737
234117	13320	Throat Plate, 50 needle hole, for needle sizes 14 and 15, in gauges $\frac{3}{8}$, $\frac{5}{8}$ and $\frac{1}{2}$ in., for 212673 and 212692
234118	13320	Throat Plate, 50 needle hole, for needle sizes 14 and 15, in gauges $\frac{1}{4}$ and $\frac{3}{8}$ in., for 234053
234119	13311	Throat Plate, 46 needle hole, for needle sizes 16 and 18, in gauges from $\frac{3}{16}$ to $\frac{1}{4}$ in., in steps of $\frac{1}{32}$ in., for 221537
234120	13318	Throat Plate, 46 needle hole, for needle sizes 16 and 18, in gauges from $\frac{1}{4}$ to $\frac{1}{2}$ in., in steps of $\frac{1}{16}$ in., for 212724 and 212725

FOR MACHINE No. 52w13

234150	13341	Throat Plate, 50 needle hole, for needle sizes 14 and 15, in gauges $\frac{1}{4}$, $\frac{5}{8}$ and $\frac{3}{4}$ in., for 212782
234153	13341	Throat Plate, 46 needle hole, for needle sizes 16 and 18, in gauges $\frac{1}{4}$, $\frac{5}{8}$ and $\frac{3}{4}$ in., for 212782
234105	13311	Throat Plate, 50 needle hole, for needle sizes 14 and 15, in gauges $\frac{3}{16}$, $\frac{5}{8}$, $\frac{1}{2}$, $\frac{3}{4}$ and $\frac{7}{8}$ in., for 221537

No.	Plate	Name
234119	13311	Throat Plate, 46 needle hole, for needle sizes 16 and 18, in gauges $\frac{1}{16}$, $\frac{5}{32}$, $\frac{1}{4}$, $\frac{3}{16}$ and $\frac{1}{8}$ in., for 221537
234110	13318	Throat Plate, 46 needle hole, for needle sizes 16 and 18, in gauges from $\frac{1}{16}$ to $\frac{1}{8}$ in., in steps of $\frac{1}{32}$ in., for 212721, for felling
234108	13318	Throat Plate, 40 needle hole, for needle sizes 20 and 22, in gauges from $\frac{1}{8}$ to $\frac{1}{16}$ in., in steps of $\frac{1}{32}$ in., for 212721, for felling
234111	13318	Throat Plate, 46 needle hole, for needle sizes 16 and 18, in gauges from $\frac{1}{16}$ to $\frac{1}{8}$ in., in steps of $\frac{1}{32}$ in., for 212720, 212721 and 234130
234152	13318	Throat Plate, 40 needle hole, for needle sizes 20 and 22, in gauges from $\frac{1}{8}$ to $\frac{1}{16}$ in., in steps of $\frac{1}{32}$ in., for 234130
234112	13318	Throat Plate, 50 needle hole, for needle sizes 14 and 15, in gauges from $\frac{1}{4}$ to $\frac{1}{2}$ in., in steps of $\frac{1}{32}$ in., for 212724 and 234131
234120	13318	Throat Plate, 46 needle hole, for needle sizes 16 and 18, in gauges from $\frac{1}{4}$ to $\frac{1}{2}$ in., in steps of $\frac{1}{32}$ in., for 212724 and 234131
234154	13319	Throat Plate, 46 needle hole, for needle sizes 16 and 18, in gauges $\frac{1}{8}$, $\frac{1}{16}$, $\frac{5}{32}$, $\frac{3}{16}$ and $\frac{1}{4}$ in., for 212734
234151	13319	Throat Plate, 40 needle hole, for needle sizes 20 and 22, in gauges $\frac{1}{8}$, $\frac{1}{16}$, $\frac{5}{32}$, $\frac{3}{16}$ and $\frac{1}{4}$ in., for 212734
234113	13319	Throat Plate, 50 needle hole, for needle sizes 14 and 15, in gauges from $\frac{1}{4}$ to $\frac{1}{2}$ in., in steps of $\frac{1}{32}$ in., for 212731 and 212732
234156	13319	Throat Plate, 46 needle hole, for needle sizes 16 and 18, in gauges from $\frac{1}{4}$ to $\frac{1}{16}$ in., in steps of $\frac{1}{32}$ in., for 212731 and 212732
234115	13319	Throat Plate, 50 needle hole, for needle sizes 14 and 15, in gauges $\frac{1}{8}$ and $\frac{1}{4}$ in., for 212737
234157	13319	Throat Plate, 46 needle hole, for needle sizes 16 and 18, in gauges $\frac{1}{8}$ and $\frac{1}{4}$ in., for 212737

LAP SEAM FELLERS

Note: In ordering Lap Seam Fellers, give letter which refers to material to be used, in addition to the number.

- F Silks, fine muslins, etc., where there are no seams.
- L Fine shirts, underwear, corsets, etc.
- M General shirt and corset work, etc.
- MH Heavy corset and other medium heavy material.
- H Heavy shirt work, light overalls, etc.
- XH Overall and duck work.
- XXH Heavy duck and canvas work.
- XXXH Horse blankets, etc.
- XXXXH Extra heavy material with seams.

No.	Plate	Name
230035	11846	Lap Seam Feller on Shank (left hand). For corsets. Has a Separator which prevents the "turned in" edges from overlapping. For $\frac{1}{8}$ to $\frac{3}{4}$ in. gauge machines. For L, M or MH material. Has no yielding spring
230036	11846	Lap Seam Feller on Shank (right hand). For corsets. Has a Separator which prevents the "turned in" edges from overlapping. For $\frac{1}{8}$ to $\frac{3}{4}$ in. gauge machines. For L, M or MH material. Has no yielding spring
230037	11847	Lap Seam Feller on Shank (left hand). For corsets. Made extra short for small curves. Has a Separator which prevents the "turned in" edges from overlapping. For $\frac{1}{8}$ to $\frac{3}{4}$ in. gauge machines. For L, M or MH material. Has no yielding spring ..

No.	Plate	Name
230038	11847	Lap Seam Feller on Shank (right hand). For corsets. Made extra short for small curves. Has a Separator which prevents the "turned in" edges from overlapping. For $\frac{1}{8}$ to $\frac{3}{8}$ in. gauge machines. For L, M or MH material. Has no yielding spring ..
230039	11847	Lap Seam Feller on Shank (left hand). For $\frac{1}{8}$ to $\frac{3}{8}$ in. gauge machines. For F, L or M material. Has no yielding spring ..
230040	11848	Lap Seam Feller on Shank (right hand). For $\frac{1}{8}$ to $\frac{3}{8}$ in. gauge machines. For F, L or M material. Has no yielding spring ..
230041	11848	Lap Seam Feller on Shank (left hand). For $\frac{1}{8}$ to $\frac{3}{8}$ in. gauge machines. For F, L, M or MH material. Has no yielding spring ..
230042	11848	Lap Seam Feller on Shank (right hand). For $\frac{1}{8}$ to $\frac{3}{8}$ in. gauge machines. For F, L, M or MH material. Has no yielding spring ..
230043	11846	Lap Seam Feller on Shank (right hand). For $\frac{1}{8}$ to $\frac{3}{8}$ in. gauge machines. For M, MH, H, XH, XXH or XXXH material. Has no yielding spring ..
230044	11849	Lap Seam Feller on Shank (left hand). For $\frac{1}{8}$ to $\frac{3}{8}$ in. gauge machines. For M, MH, H, XH, XXH or XXXH material. Has no yielding spring ..
230045	11849	Lap Seam Feller on Shank (left hand). For $\frac{1}{8}$ to $\frac{3}{8}$ in. gauge machines. For M, MH, H, XH, XXH, XXXH or XXXXH material. Has no yielding spring ..
230046	11850	Lap Seam Feller on Shank (right hand). For $\frac{1}{8}$ to $\frac{3}{8}$ in. gauge machines. For M, MH, H, XH, XXH, XXXH or XXXXH material. Has no yielding spring ..
230047	11851	Lap Seam Feller on Shank (left hand). For general work. For $\frac{1}{8}$ to $\frac{3}{8}$ in. gauge machines. For F, L, M, MH or H material. Has yielding spring ..

No.	Plate	Name
230048	11851	Lap Seam Feller on Shank complete (right hand), for general work, for $\frac{1}{8}$ to $\frac{3}{8}$ in. gauge machines, for F, L, M, MH or H materials, Nos. 230998 to 231000 and two 200175b ..
230049	11850	Lap Seam Feller on Shank (left hand). Made short for felling curves. For $\frac{1}{8}$ to $\frac{3}{8}$ in. gauge machines. For F, L, M, MH, H or XH material. Has yielding spring ..
230050	11852	Lap Seam Feller on Shank (right hand). Made short for felling curves. For $\frac{1}{8}$ to $\frac{3}{8}$ in. gauge machines. For F, L, M, MH, H or XH material. Has yielding spring ..
230055	11851	Lap Seam Feller on Shank (left hand). For general work. For $\frac{1}{8}$ to $\frac{3}{8}$ in. gauge machines. For XH, XXH or XXXH material. Has yielding spring ..
230056	11852	Lap Seam Feller on Shank (right hand). For general work. For $\frac{1}{8}$ to $\frac{3}{8}$ in. gauge machines. For XH, XXH or XXXH material. Has yielding spring ..
230998	----	Lap Seam Feller Curl (lower) with 230734, for $\frac{1}{8}$ to $\frac{3}{8}$ in. gauge machines, for F, L, M, MH or H material ..
230734	----	Lap Seam Feller Curl (lower) Spring (light) (right hand), for 230998 ..
200175b	----	Lap Seam Feller Curl (lower) Spring Screw ..
230999	----	Lap Seam Feller Curl (upper), for $\frac{1}{8}$ to $\frac{3}{8}$ in. gauge machines, for F, L, M, MH or H material ..
231000	----	Lap Seam Feller Shank, for $\frac{1}{8}$ to $\frac{3}{8}$ in. gauge machines, for F, L, M, MH or H material ..

WORK PLATE AND LAP SEAM

FELLER BASE PLATE

No.	Plate	Name
230356	14631	Work Plate (adjustable)
230852	-----	" " 230356 with 230357, 230358 and four 200169B
230357	14631	Work Plate Guide (left)
230358	14631	" " " (right)
200169B	14631	" " " Adjusting Screw
200169B	14631	" " " Screw
230359	14631	" " Lap Seam Feller Base Plate
230853	-----	Work Plate Lap Seam Feller Base Plate 230359 with 200153E and 201561D
201561D	14631	Work Plate Lap Seam Feller Base Plate Thumb Nut
200153E	14631	Work Plate Lap Seam Feller Screw
230360	-----	Work Plate and Lap Seam Feller Base Plate complete, Nos. 230852 and 230853

MISCELLANEOUS PARTS

Used in conjunction with Thread Unwinder

60913	14083	Spool Weight with 60914
60914	-----	" " Center Pin
225377	14083	" Wire, for small spools

OBSOLETE PARTS

No.	Plate	Name
203470	13302	Bobbin
234006	13313	" Case Lever
234076	13313	" " " Fulcrum with 234008
234077	13313	Bobbin Case Lever Fulcrum Washer
203578	13313	Bobbin Case Lever Slide
234008	13313	" " " " Stud
202470	12320	" Winder Base
202471	12320	" " Frame
202472	12319	" " " Spring
202474	12320	" " Spindle
227522	12319	" " Stop Latch
202477	12319	" " " " Thumb Lever
227523	12320	Bobbin Winder complete, Nos. 200056E, 200161D, 200221D, 201537U, 202470 to 202474, 202477, 202478, 227522, three 200299H and two round head wood screws $\frac{3}{4}$ in., No. 12
202480	12320	Bobbin Winder Spool Holder Base with 200355H and 202484
202481	12320	Bobbin Winder Spool Holder Base Spool Pin
202482	12319	Bobbin Winder Spool Holder Ten- sion Disc (lower or upper)
202483	12319	Bobbin Winder Spool Holder Ten- sion Disc Spring (brass)
202484	12319	Bobbin Winder Spool Holder Ten- sion Disc Thread Guide
202485	12320	Bobbin Winder Spool Holder com- plete, Nos. 200011D, 202480, 202481, 202483, two 202482 and one wood screw 1 in., No. 13 ..
212702	13311	Feed Dog, for 234102, 234104, 234107 and 234109
234013	13315	Feed Dog Lever Post
234014	-----	" " " " 234013 with 200265E, 201525E, 203610, 203624, 234012 and two 200098E
*203511	-----	Hook (sewing)
203512	13332	" 203511 with 203513 and two 201253E

No.	Plate	Name
234023	13316	Hook Bevel Gear Socket, 14 teeth
234068	13305	" " " " 14 teeth
234025	13304	" " Pinion, 28 teeth, with two 200378c
234029	13315	Hook Post (inside or outside)
234030	----	" " 234029 with 200099n, 200555n, 202299, 203512, 203578, 234006, 234023, 234021, 234036, 234076, 234077 and 234082
234031	----	Hook Post 234030 with 203630, 221215, 234034 and eight 200583n
234032	----	Hook Post 234030 with 221215, 234033, 234035 and eight 200583n
234033	13316	Hook Post Cover Plate (back) (outside)
234034	13316	Hook Post Cover Plate (front) (inside)
234035	13316	Hook Post Cover Plate (front) (outside)
203254	13308	Hook Washer
234036	13313	" " with 203575 and two 221147
234063	----	Hook Post Combination (inside and outside) complete, Nos. 234014, 234031, 234032 and two 200159c

PLATE 10245—FULL SIZE

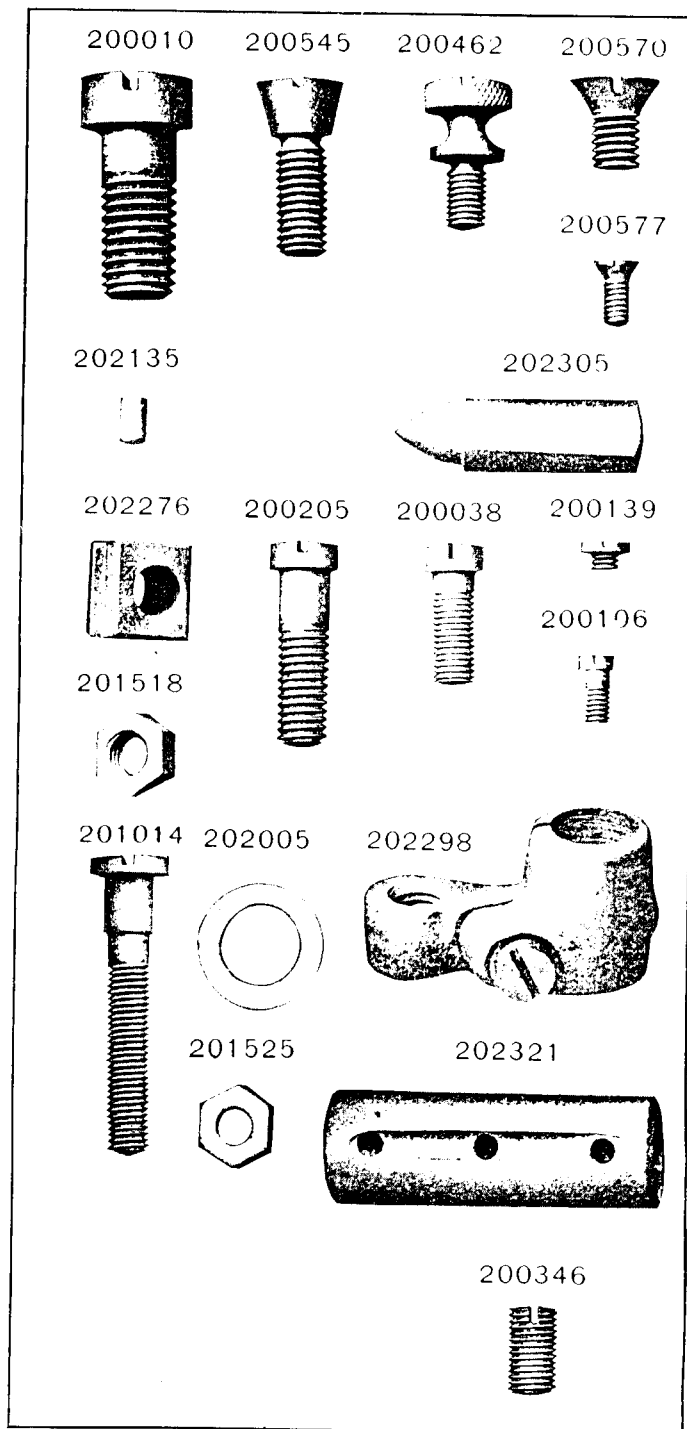


PLATE 10246—FULL SIZE

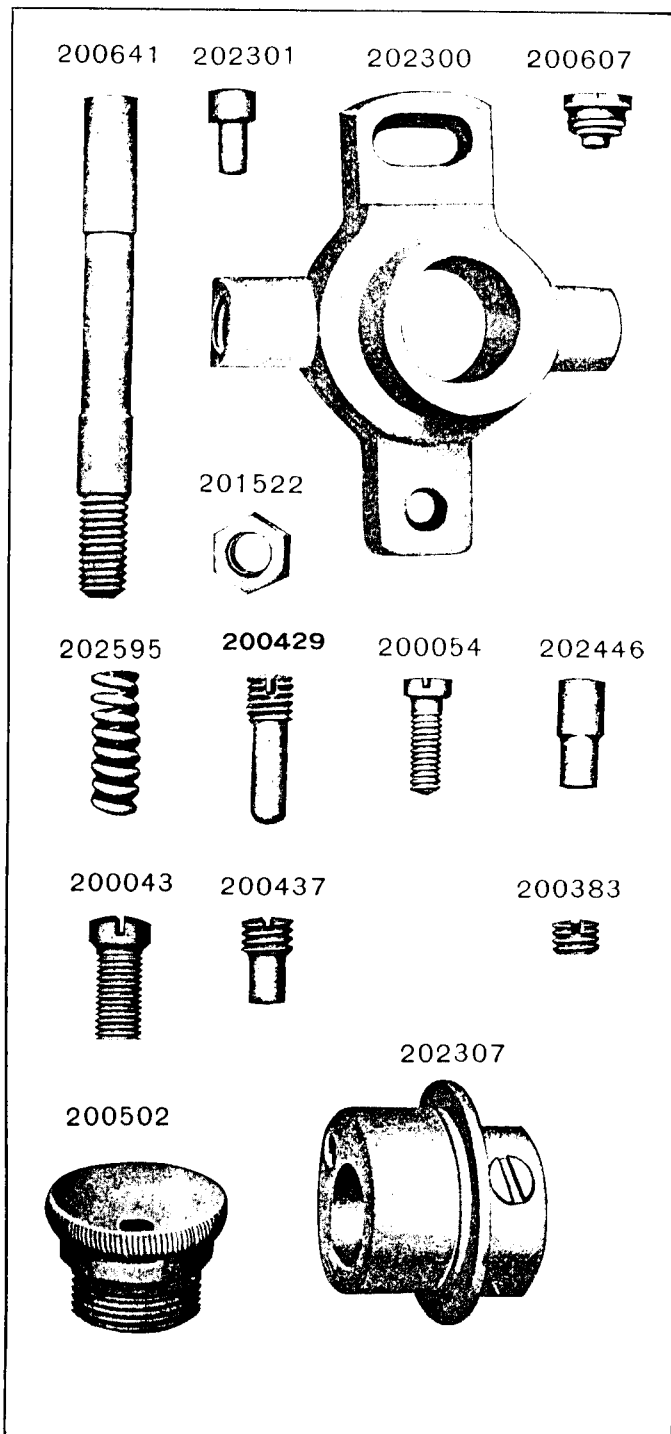


PLATE 10881—FULL SIZE

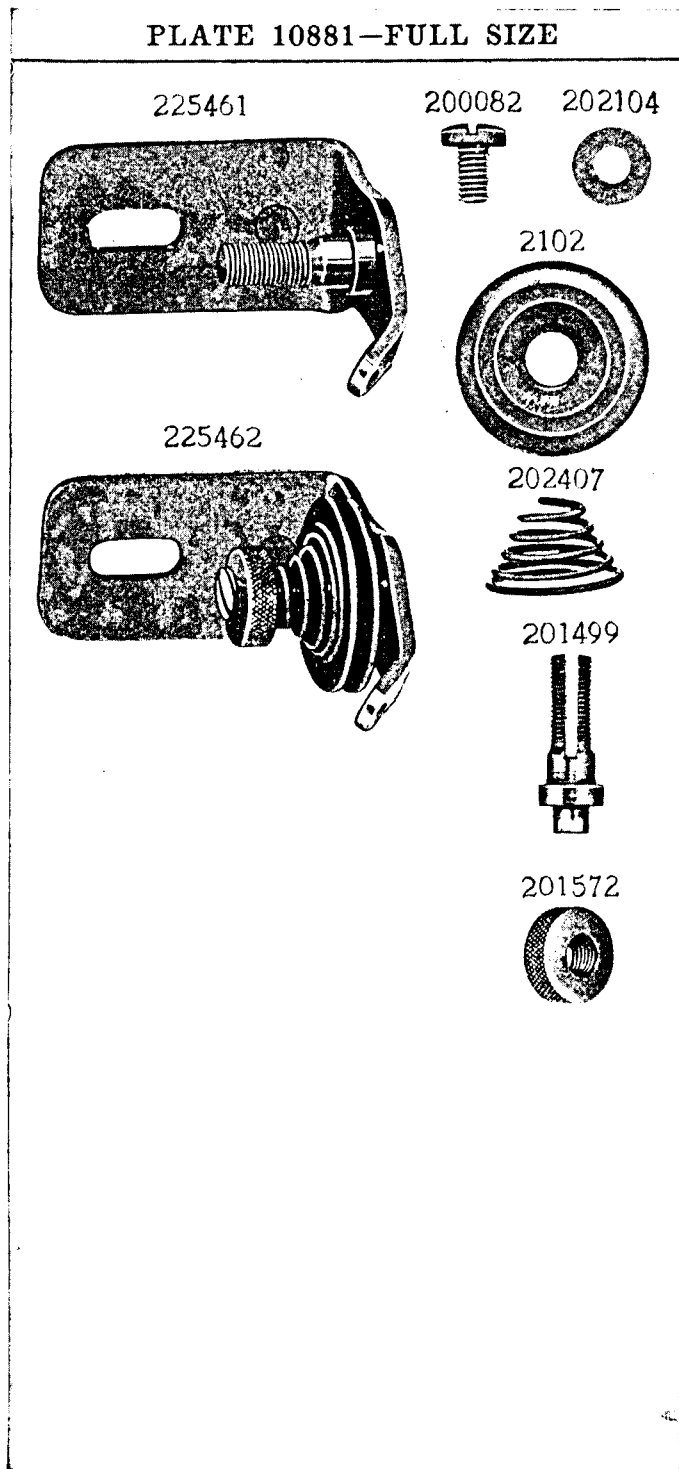


PLATE 10884—FULL SIZE

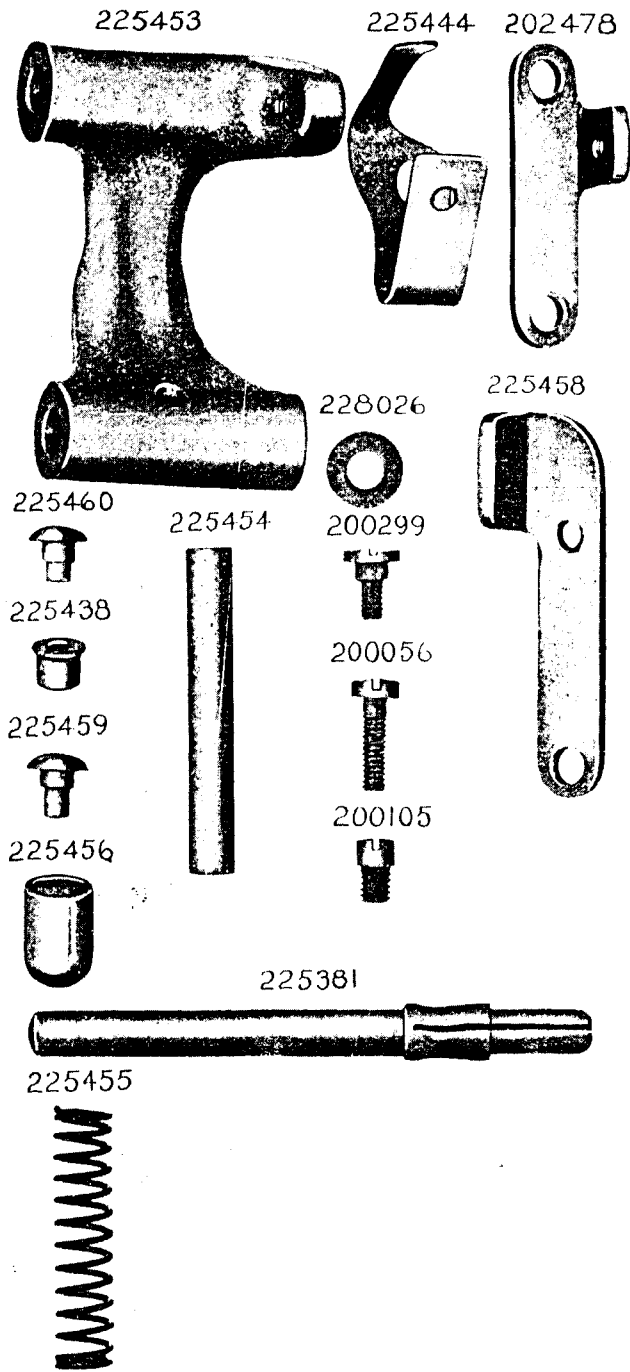


PLATE 10885—ONE-FOURTH SIZE

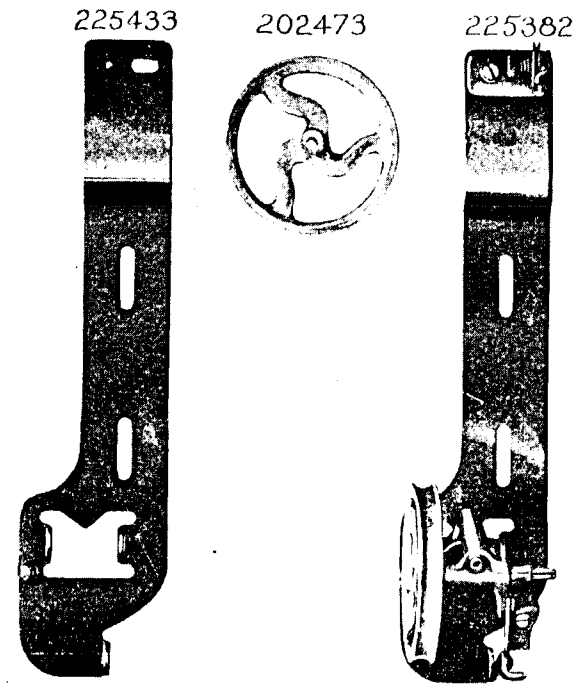


PLATE 11156 - ONE-FOURTH SIZE

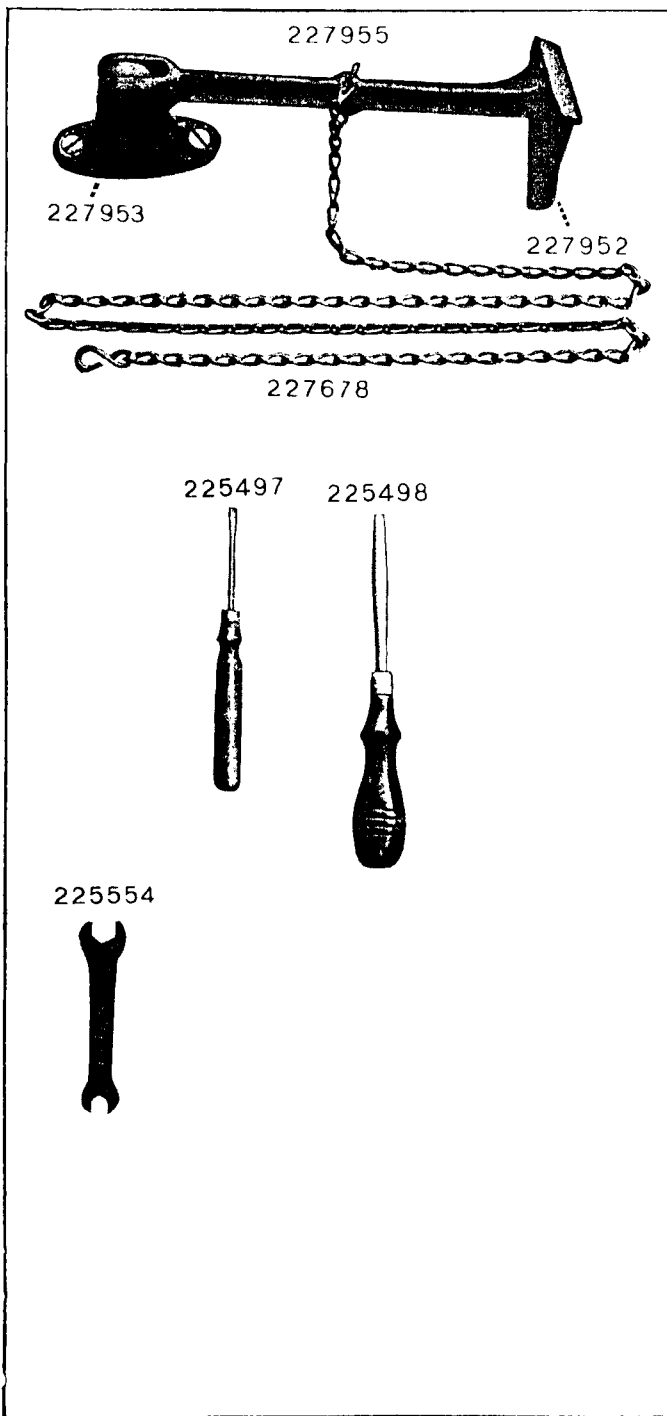


PLATE 11269 - FULL SIZE


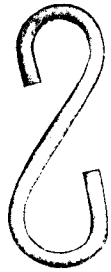


PLATE 11488 -FULL SIZE


227954



202784



225016

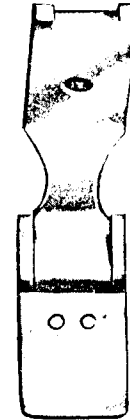


597

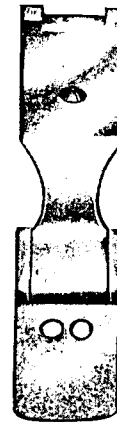


PLATE 11789 -FULL SIZE

223911



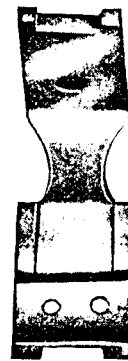
229455




229919



221424



229441



229373

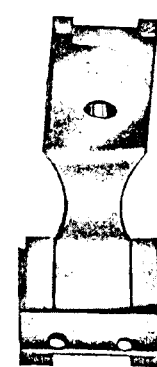


PLATE 11790 -FULL SIZE

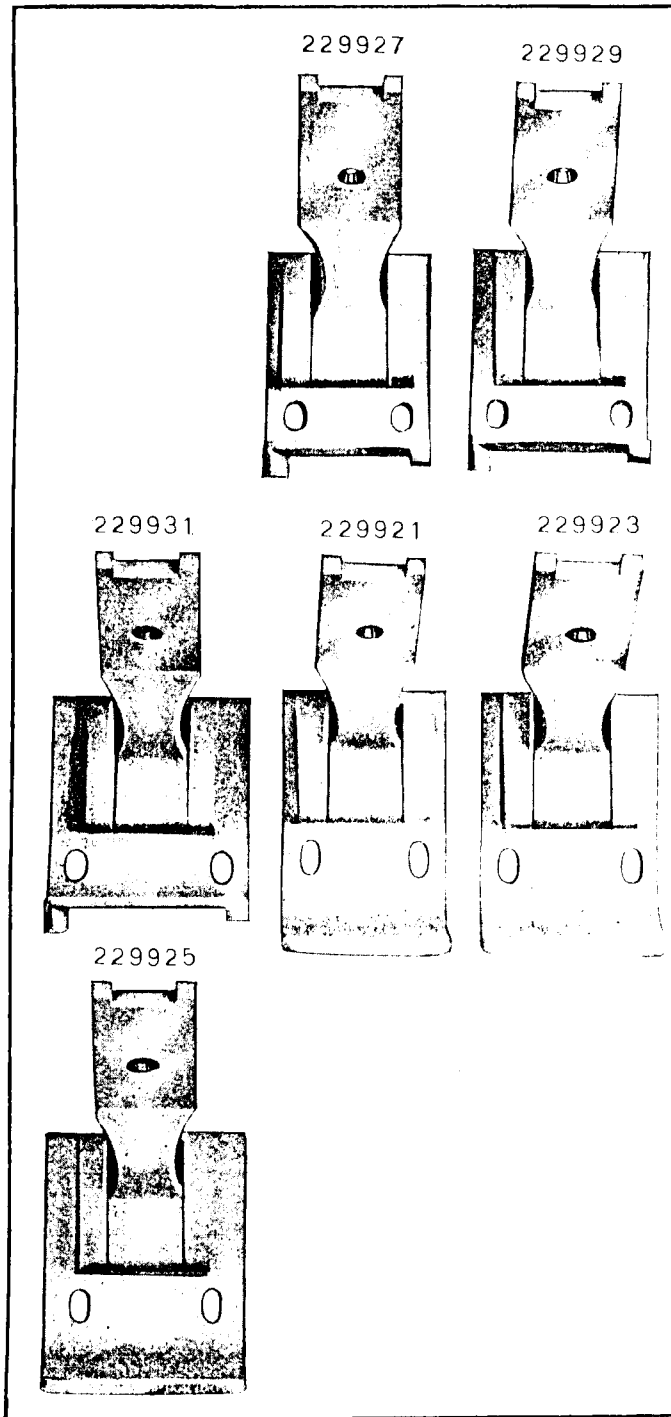


PLATE 11846 -FULL SIZE

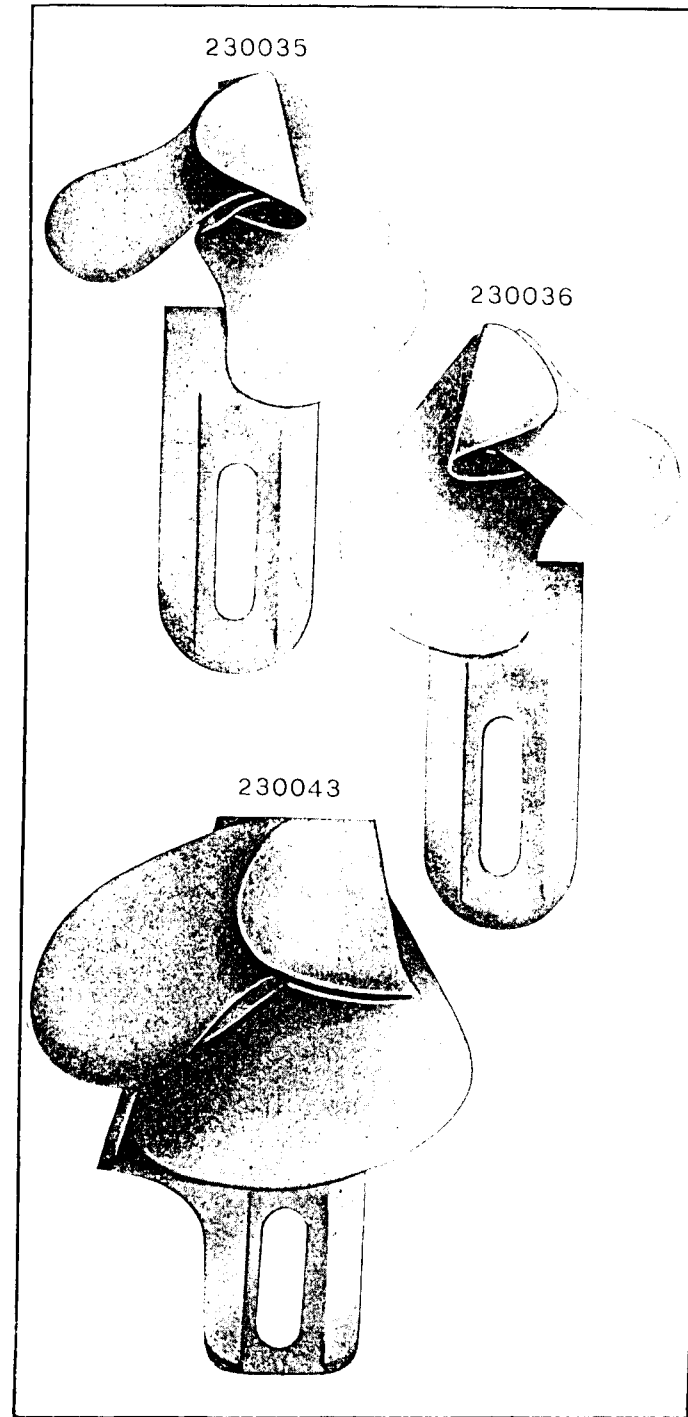


PLATE 11847 -FULL SIZE

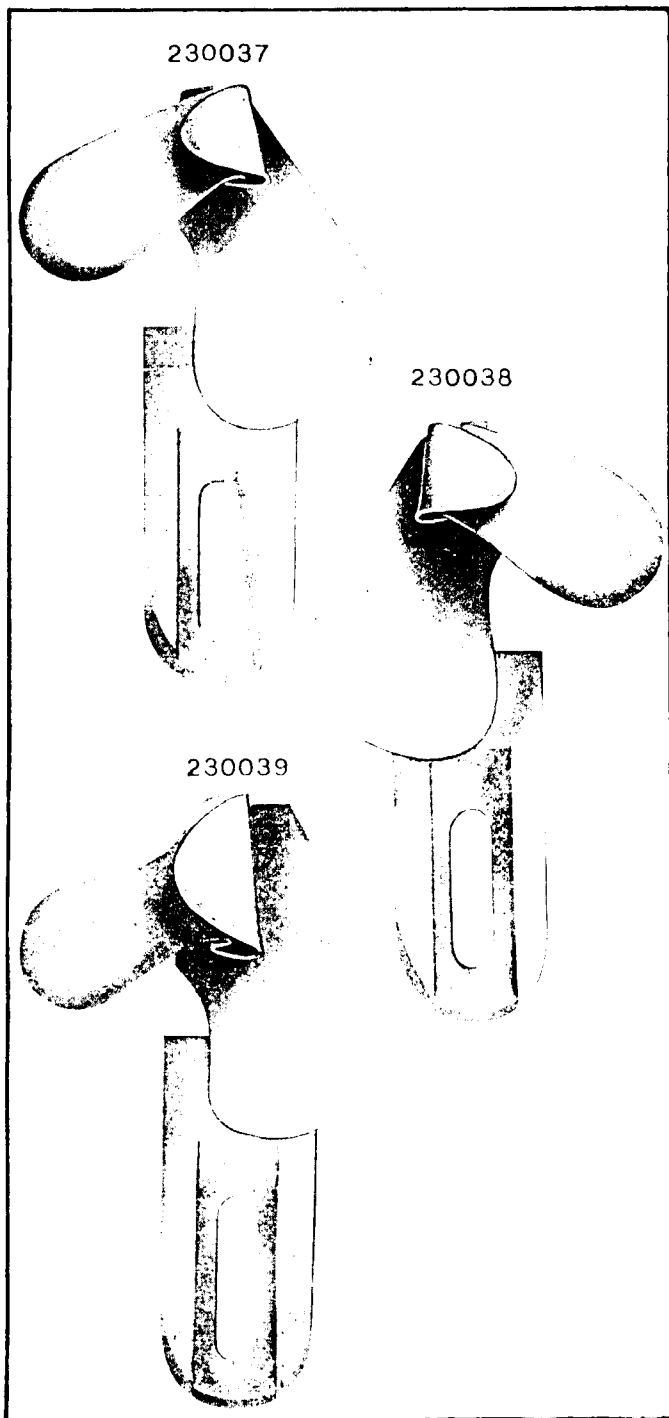


PLATE 11848 -FULL SIZE

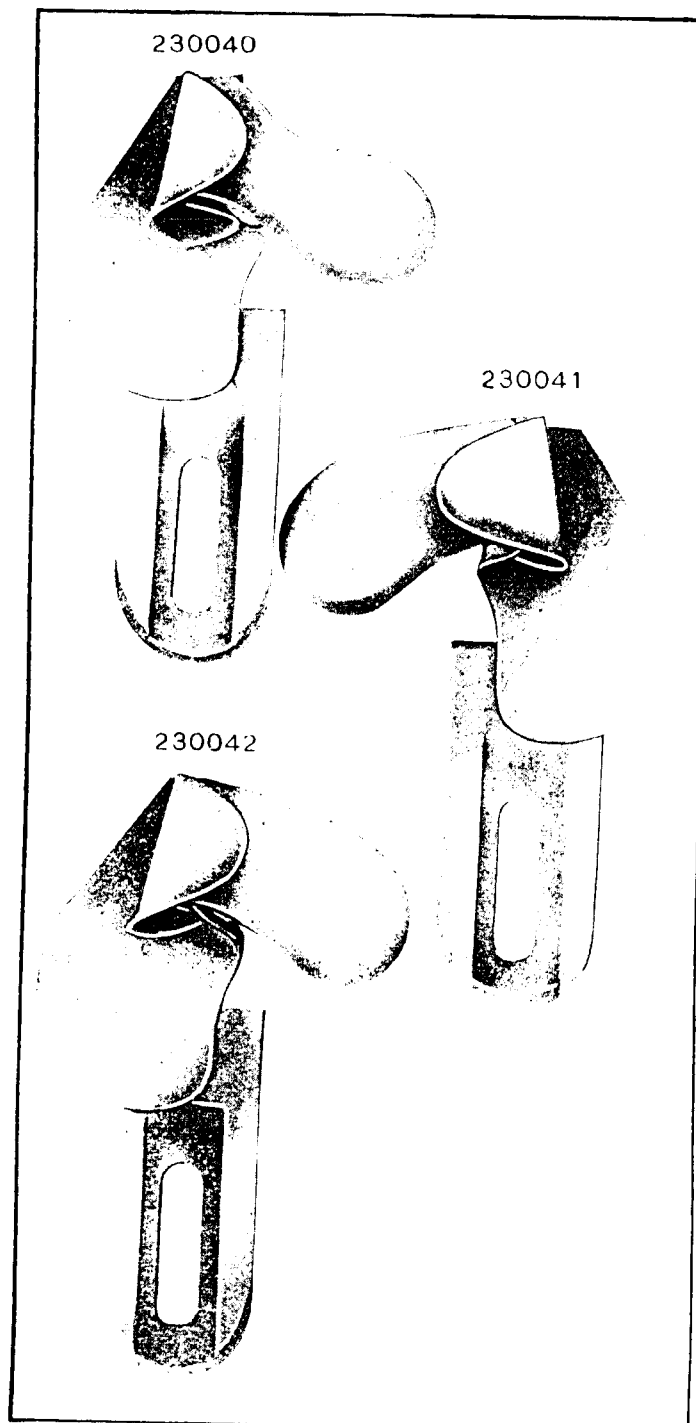
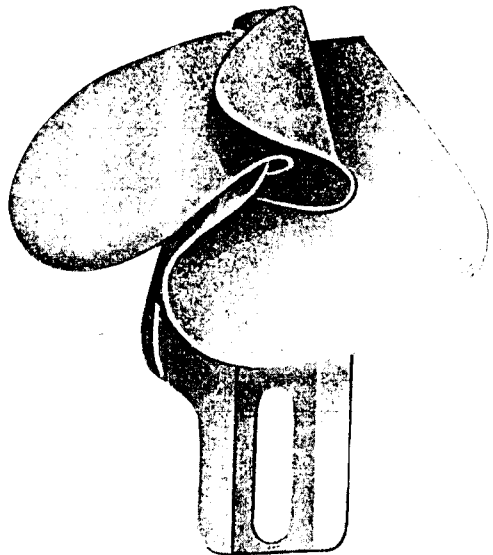


PLATE 11849 -FULL SIZE

230044



230045

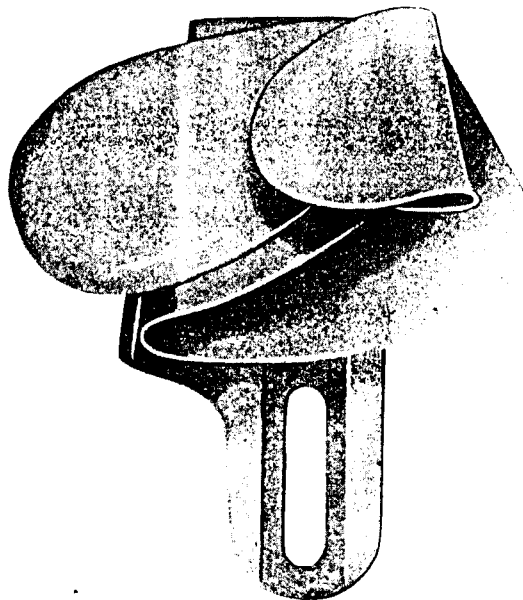
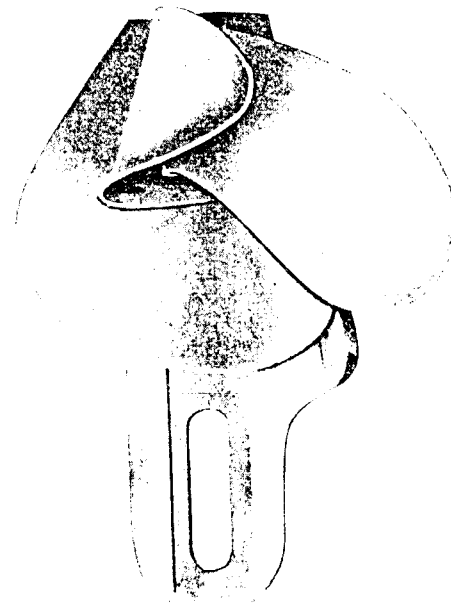


PLATE 11850 -FULL SIZE

230046



230049

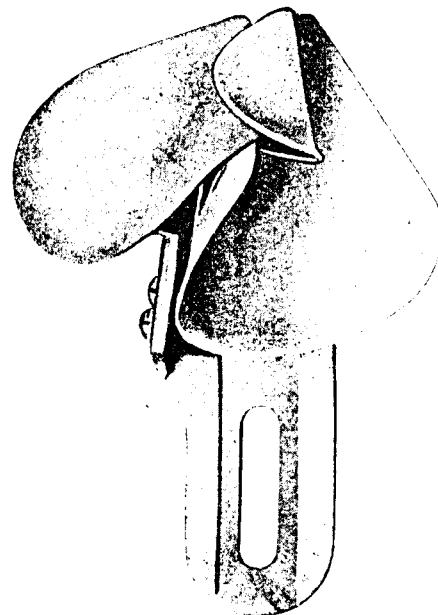
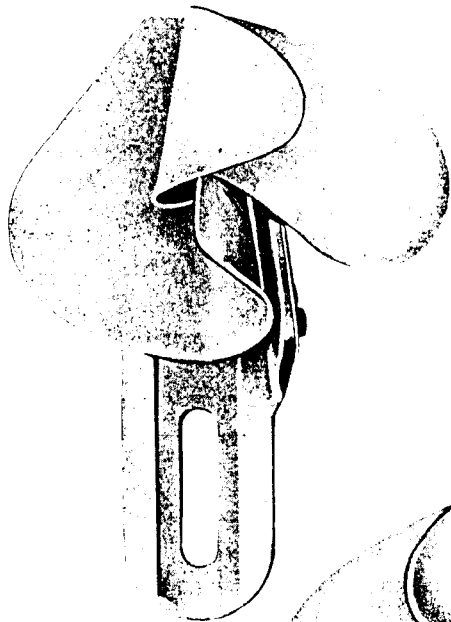



PLATE 11851 - FULL SIZE

230048



230047



230055

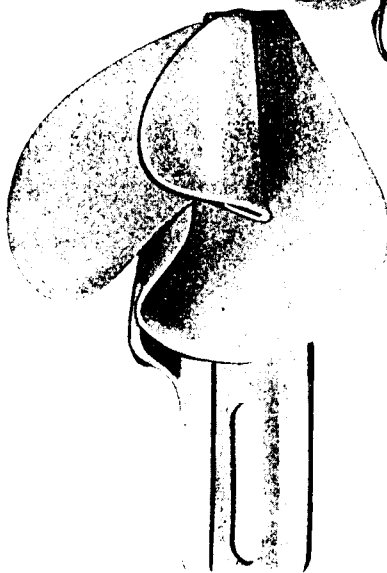
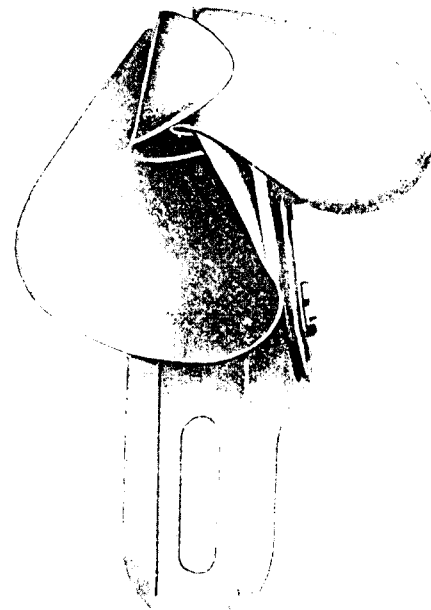


PLATE 11852 - FULL SIZE

230050



230056

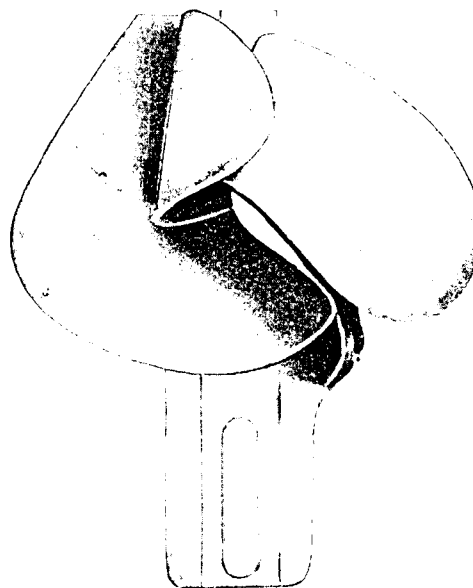


PLATE 12319 - FULL SIZE

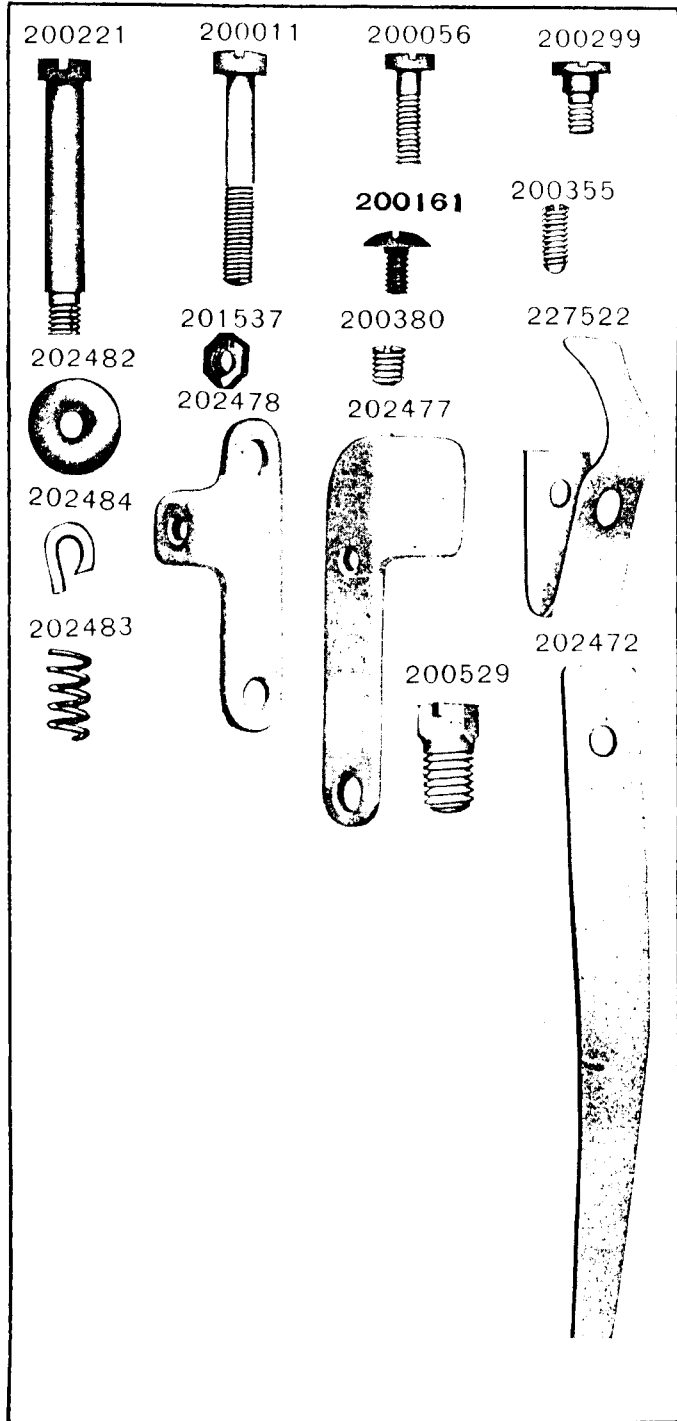


PLATE 12320 - ONE-HALF SIZE

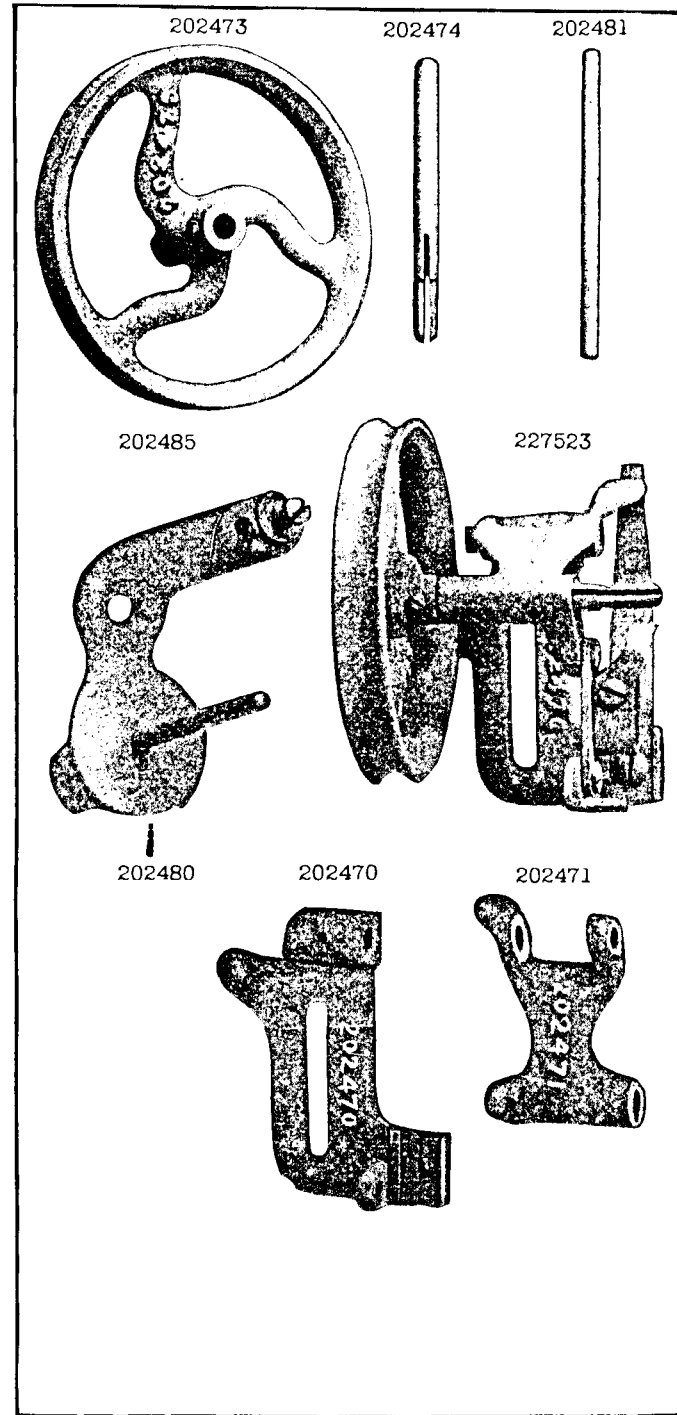


PLATE 12345—ONE-HALF SIZE

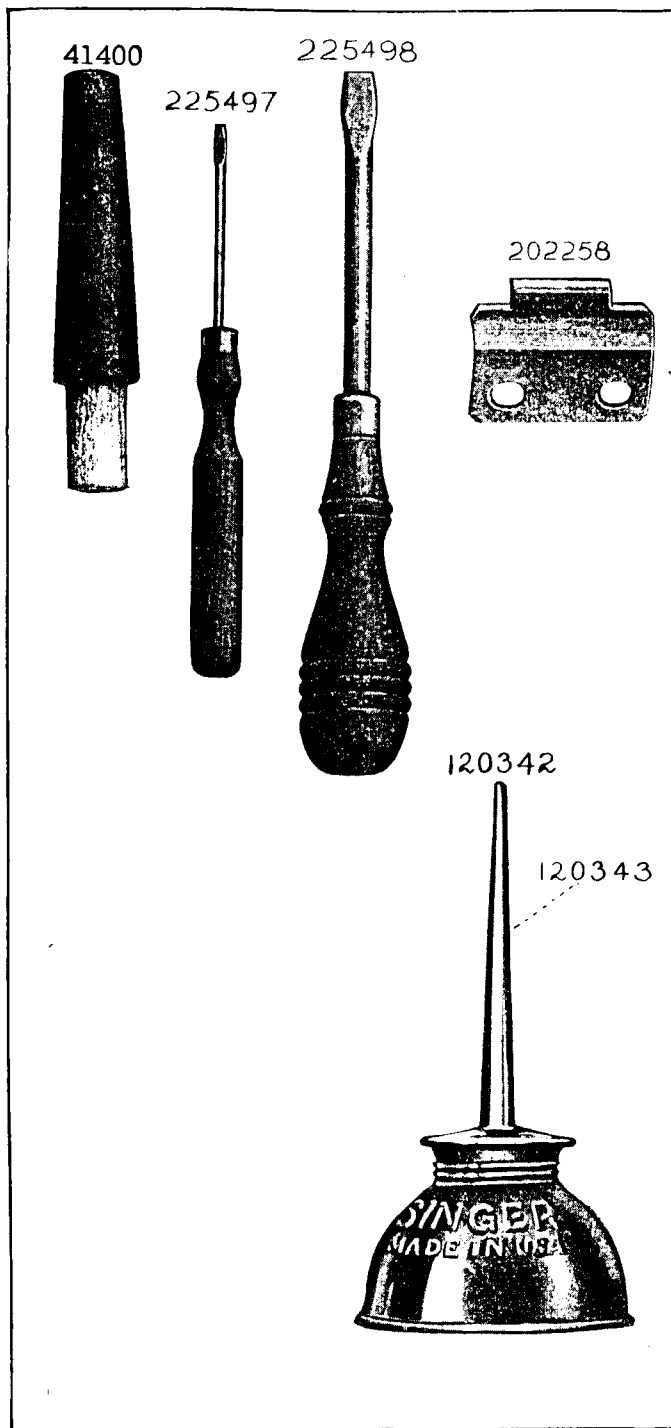


PLATE 13301—ONE-FOURTH SIZE

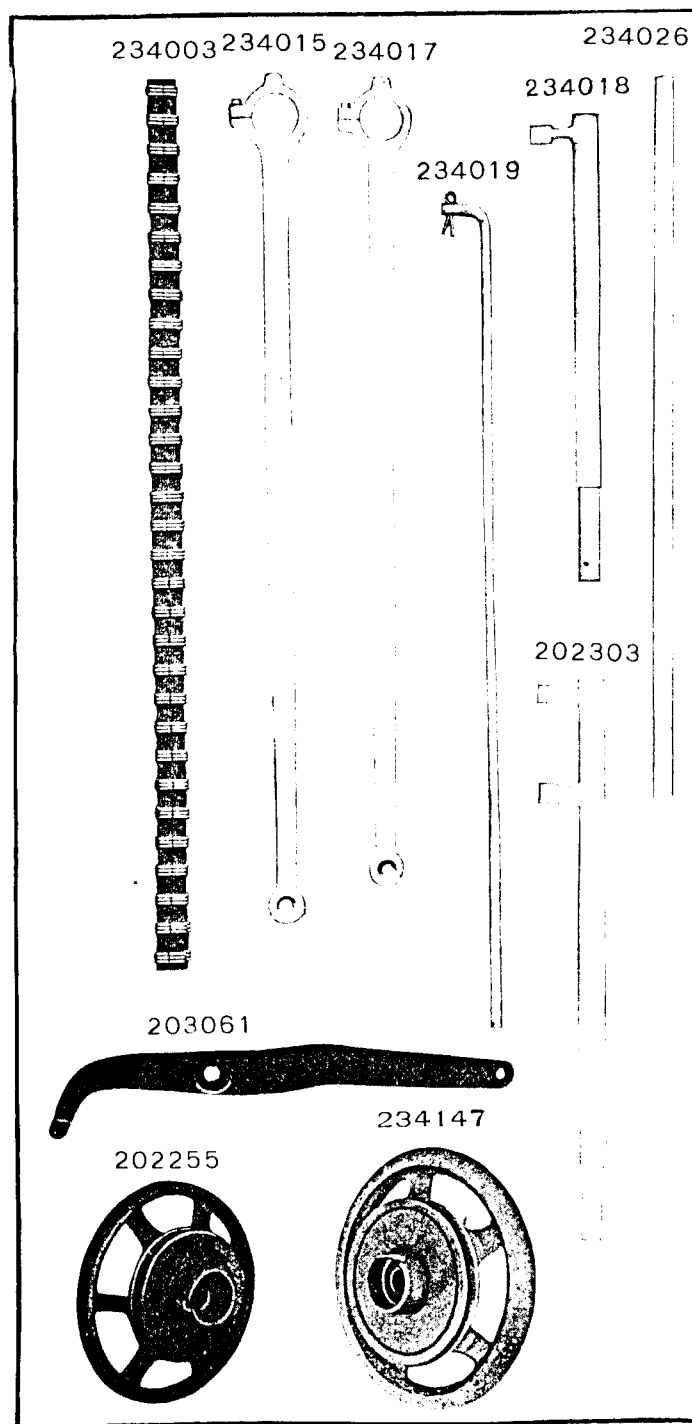


PLATE 13302-FULL SIZE

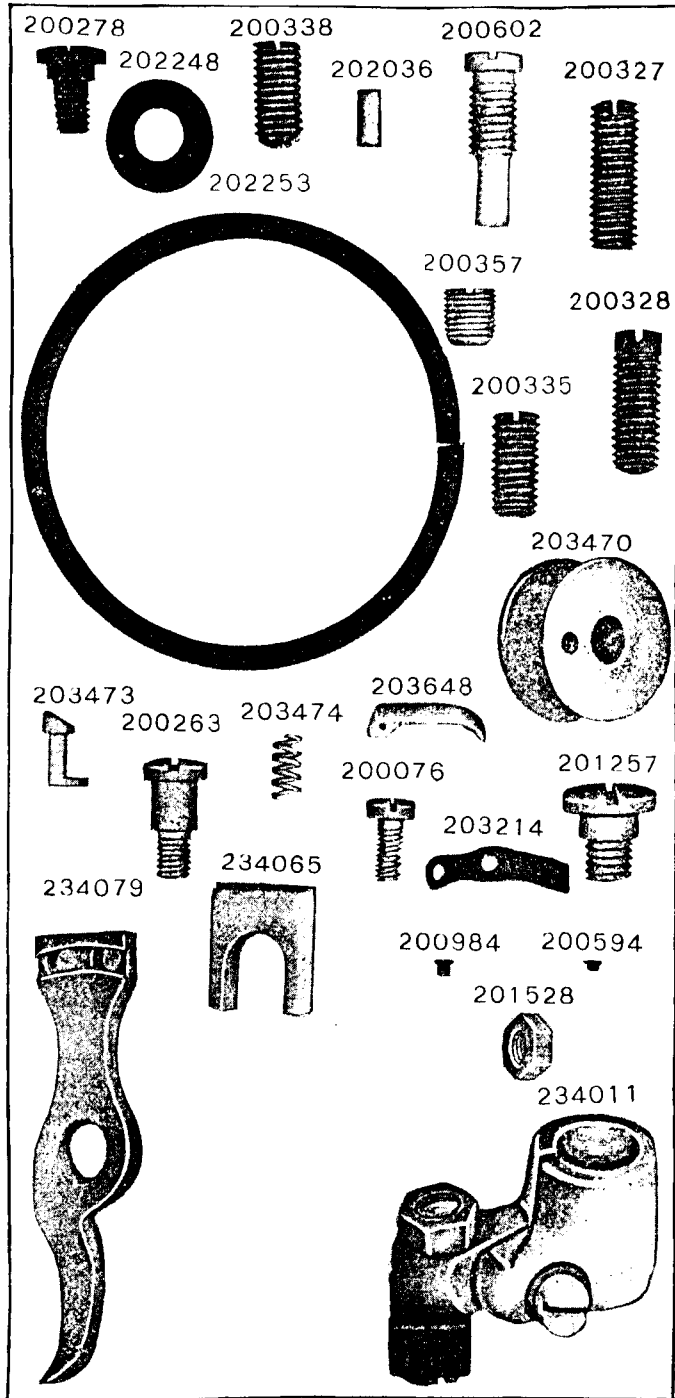


PLATE 13303-ONE-HALF SIZE

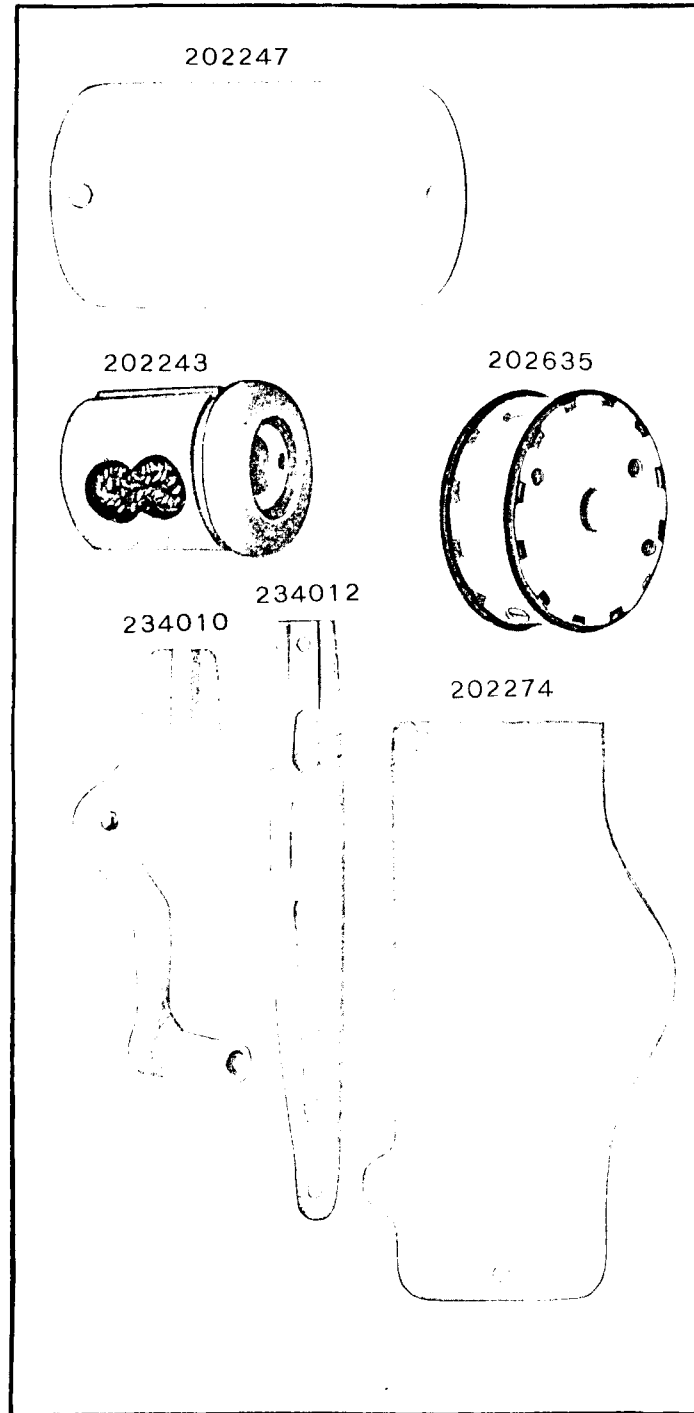


PLATE 13304-FULL SIZE

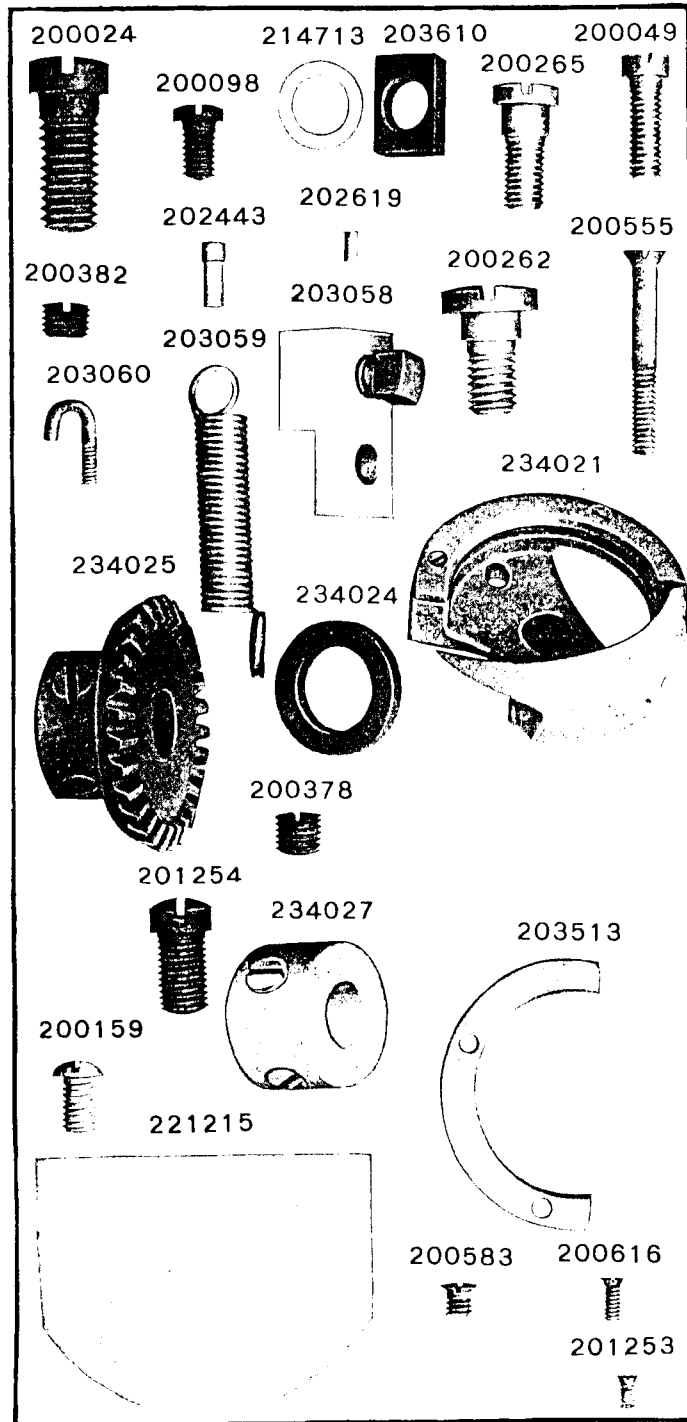


PLATE 13305-ONE-HALF SIZE

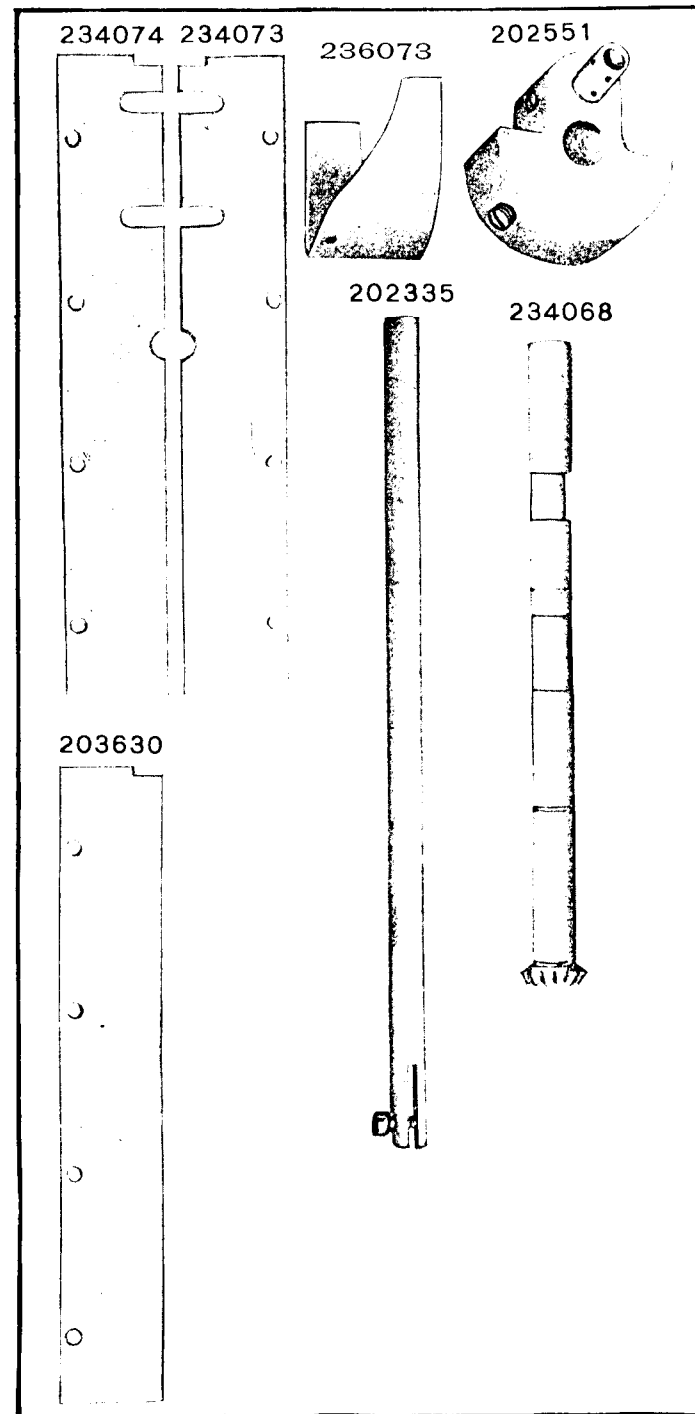


PLATE 13306-ONE-HALF SIZE

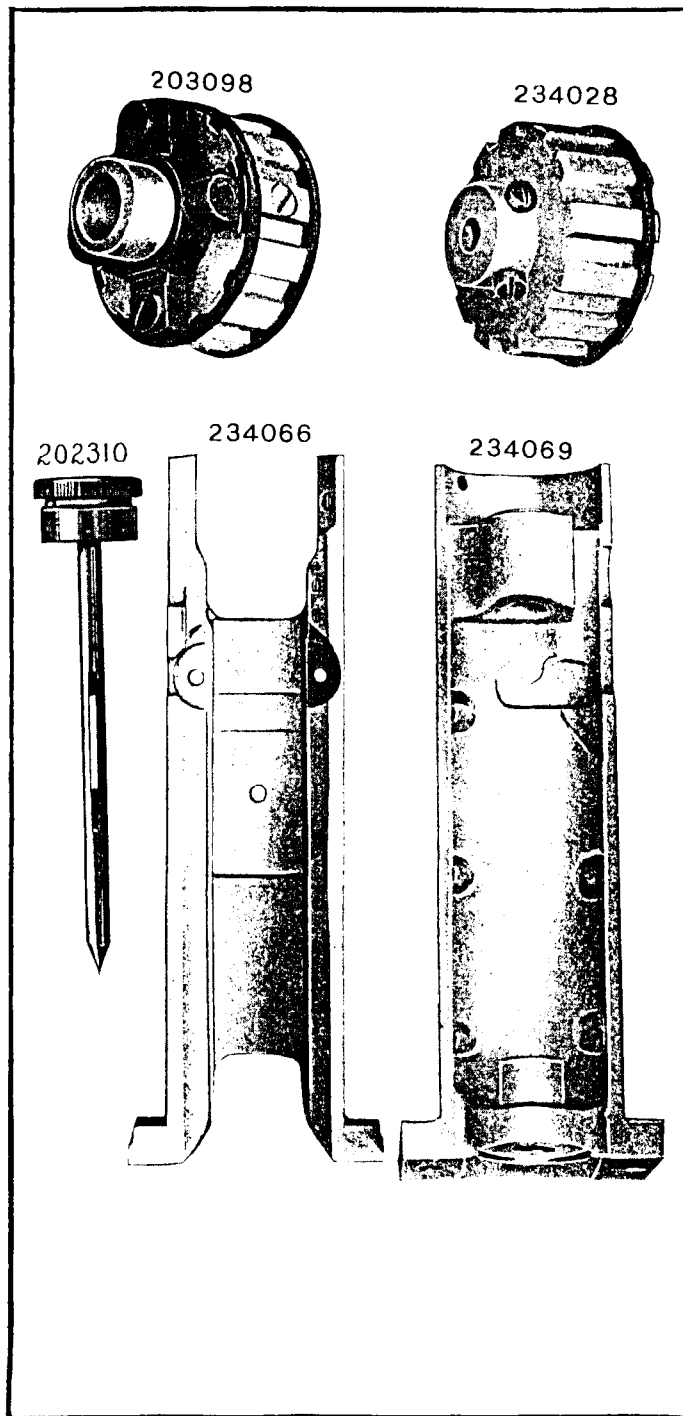


PLATE 13307-FULL SIZE

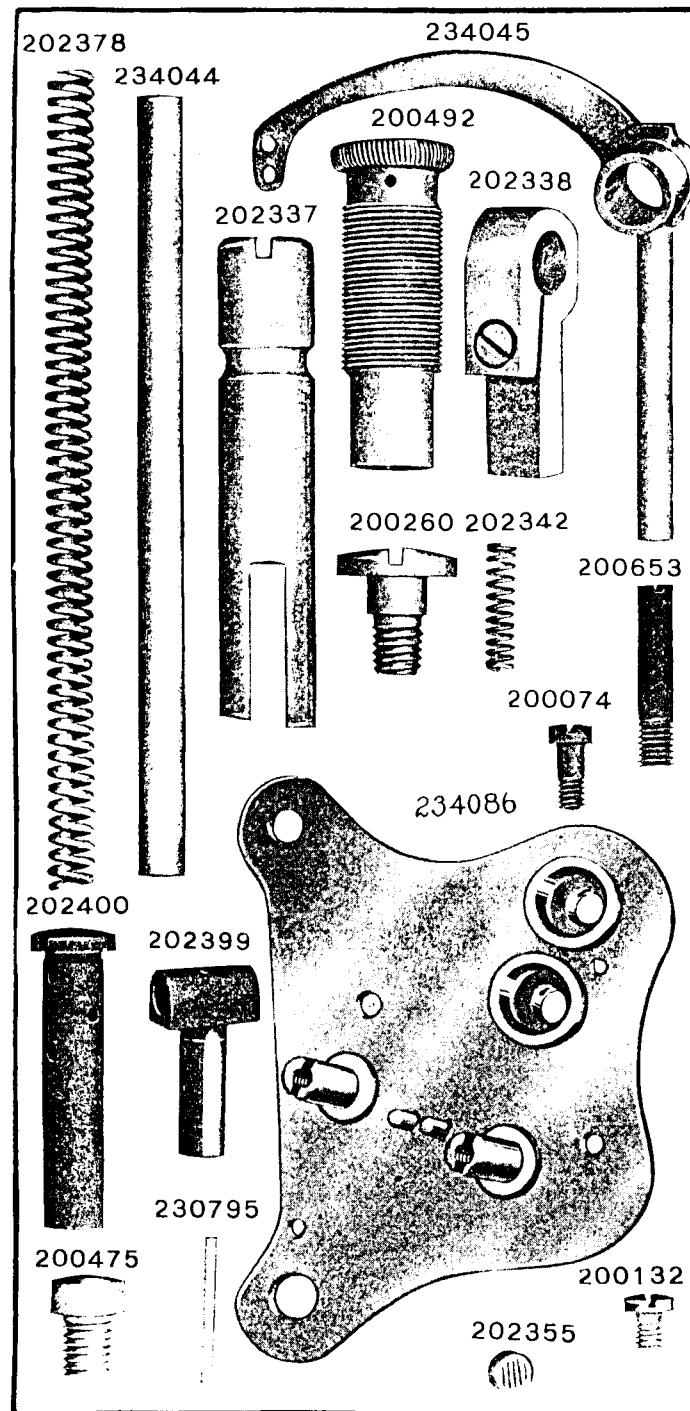


PLATE 13308-FULL SIZE

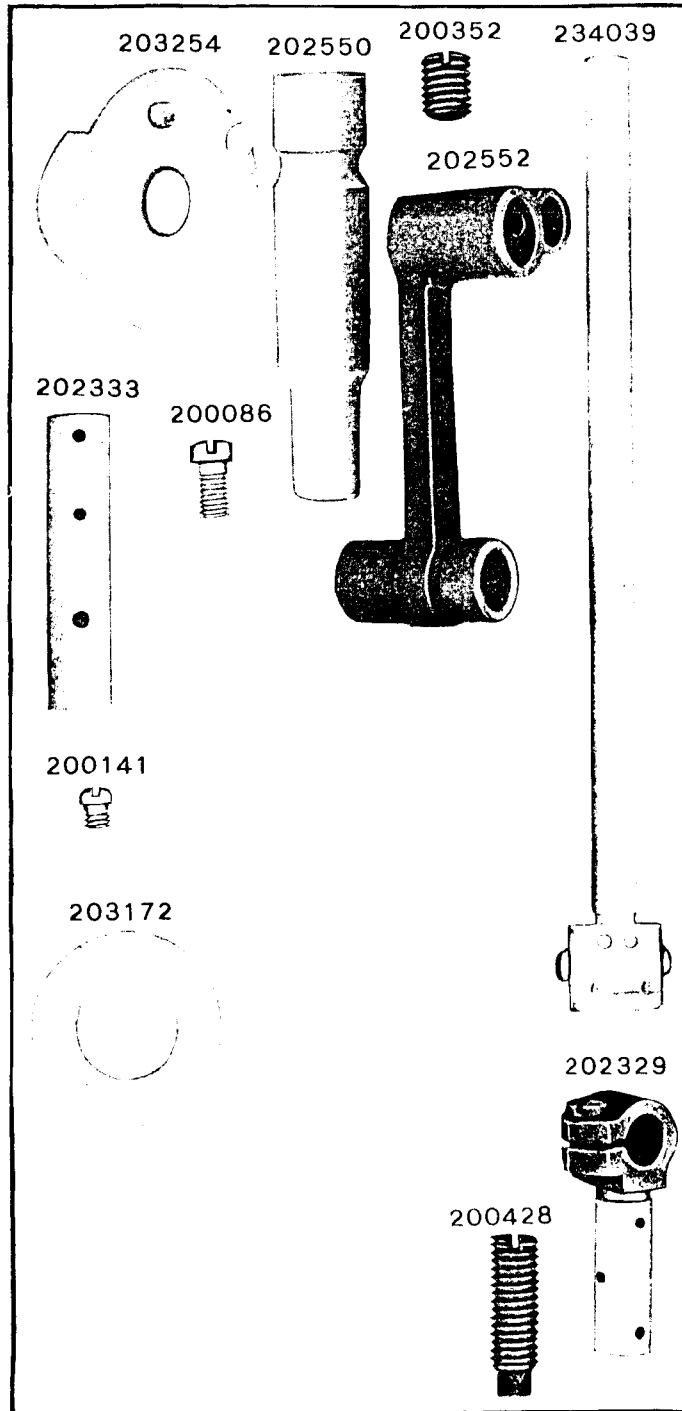


PLATE 13309-FULL SIZE

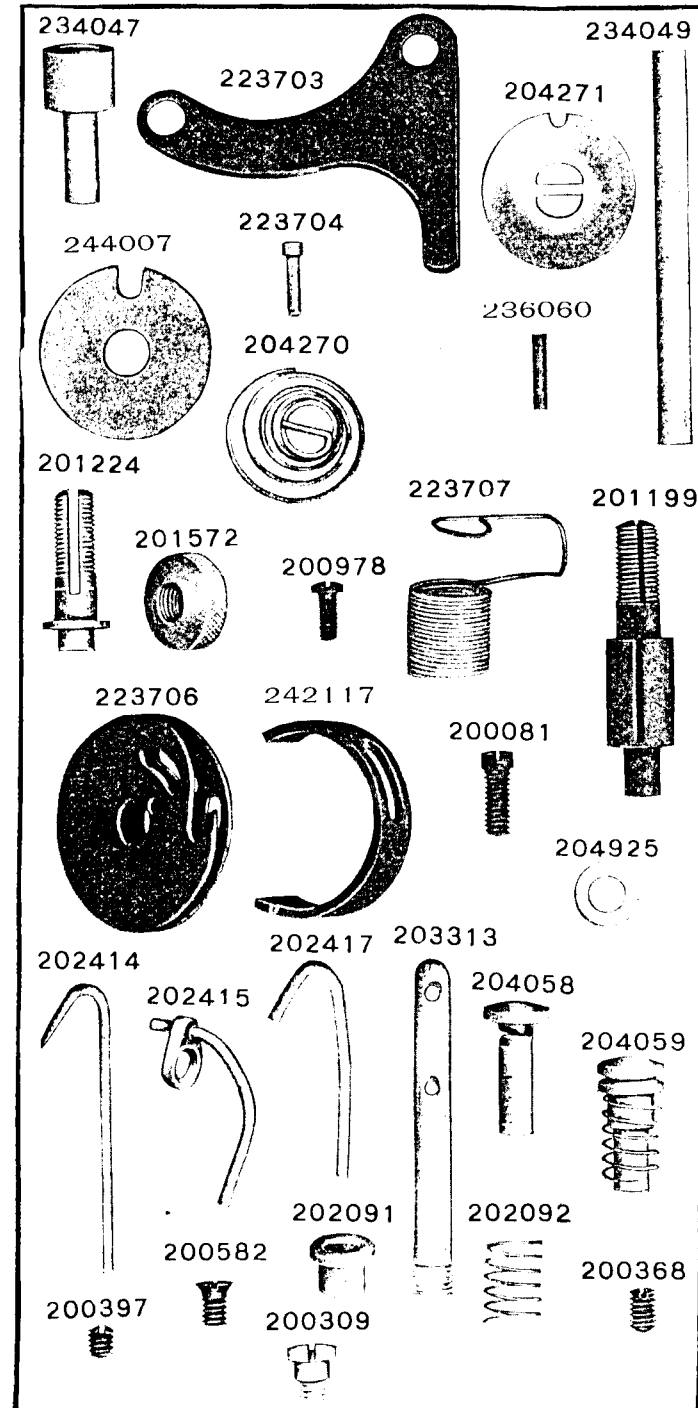



PLATE 13310-FULL SIZE


234100



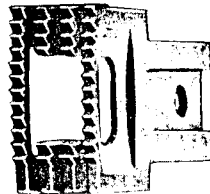
234050



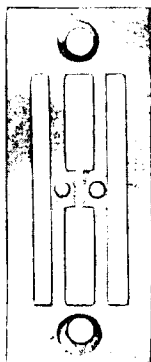
234101



234051



234102



212701

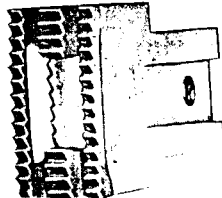
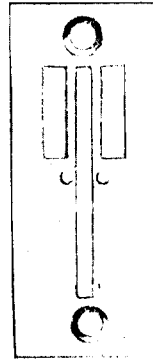



PLATE 13311-FULL SIZE

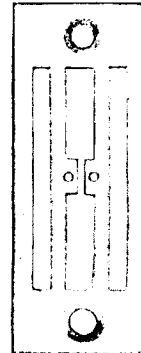
234103




212795



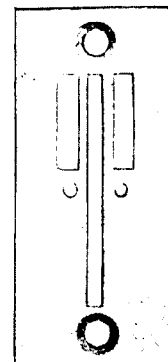
234104



212702



234105
234119



221539





PLATE 13312-FULL SIZE

234106

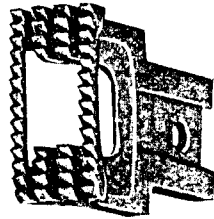


5.0

234107



234052



234201


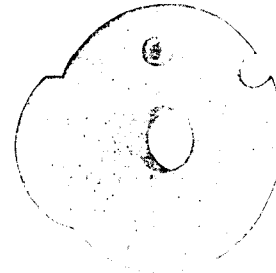


PLATE 13313-FULL SIZE

234036



234006



203578



234076



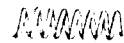

234077



203211



203212

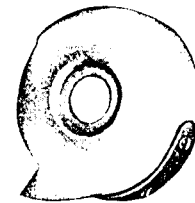
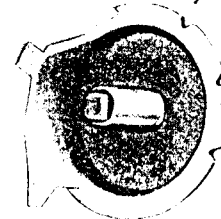


234080

234081 - 2

4/27

234008



203208

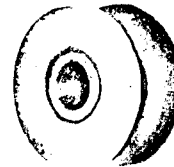


PLATE 13314—FULL SIZE

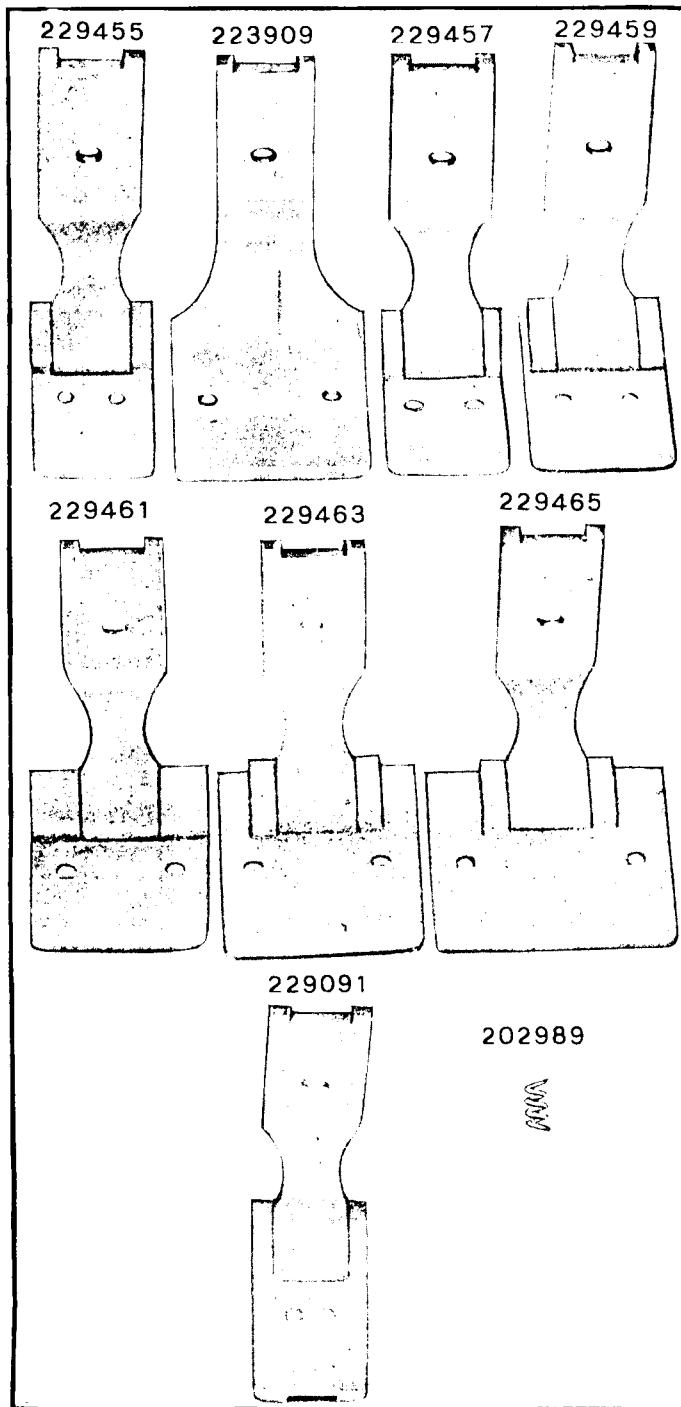


PLATE 13315—ONE-HALF SIZE

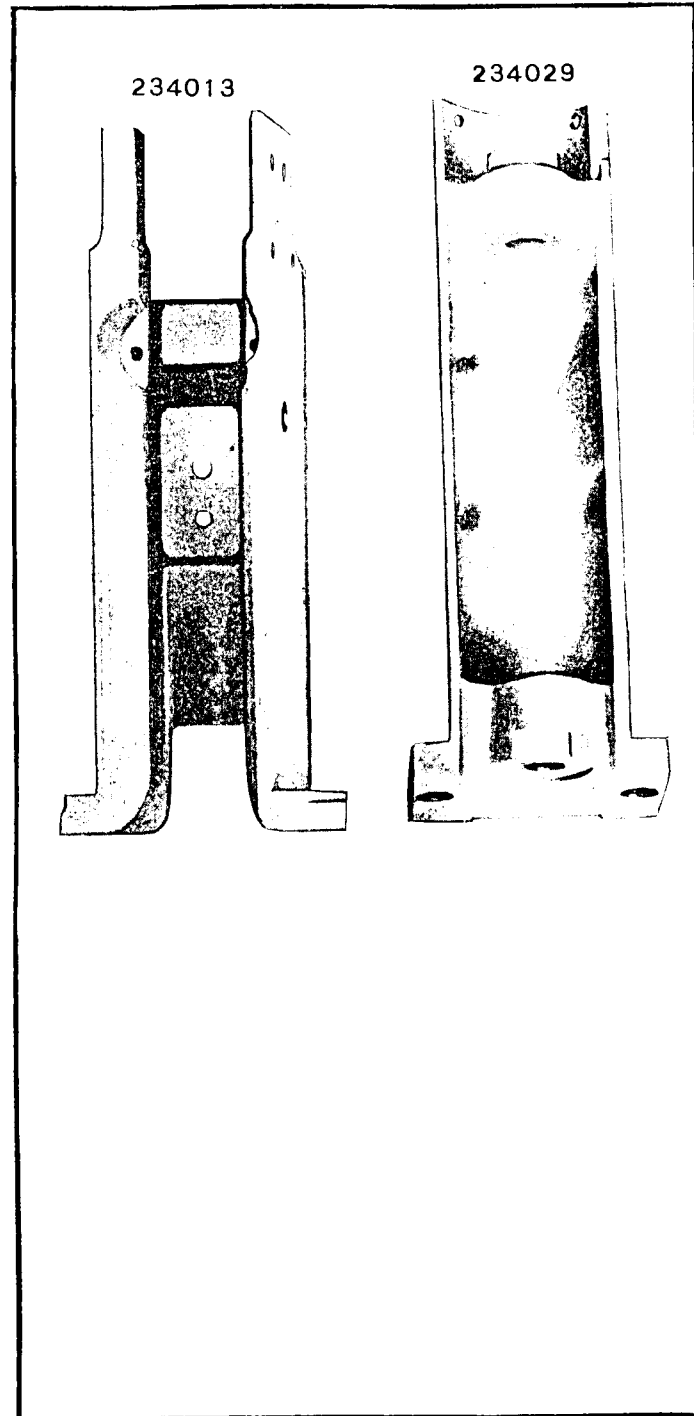


PLATE 13316-ONE-HALF SIZE

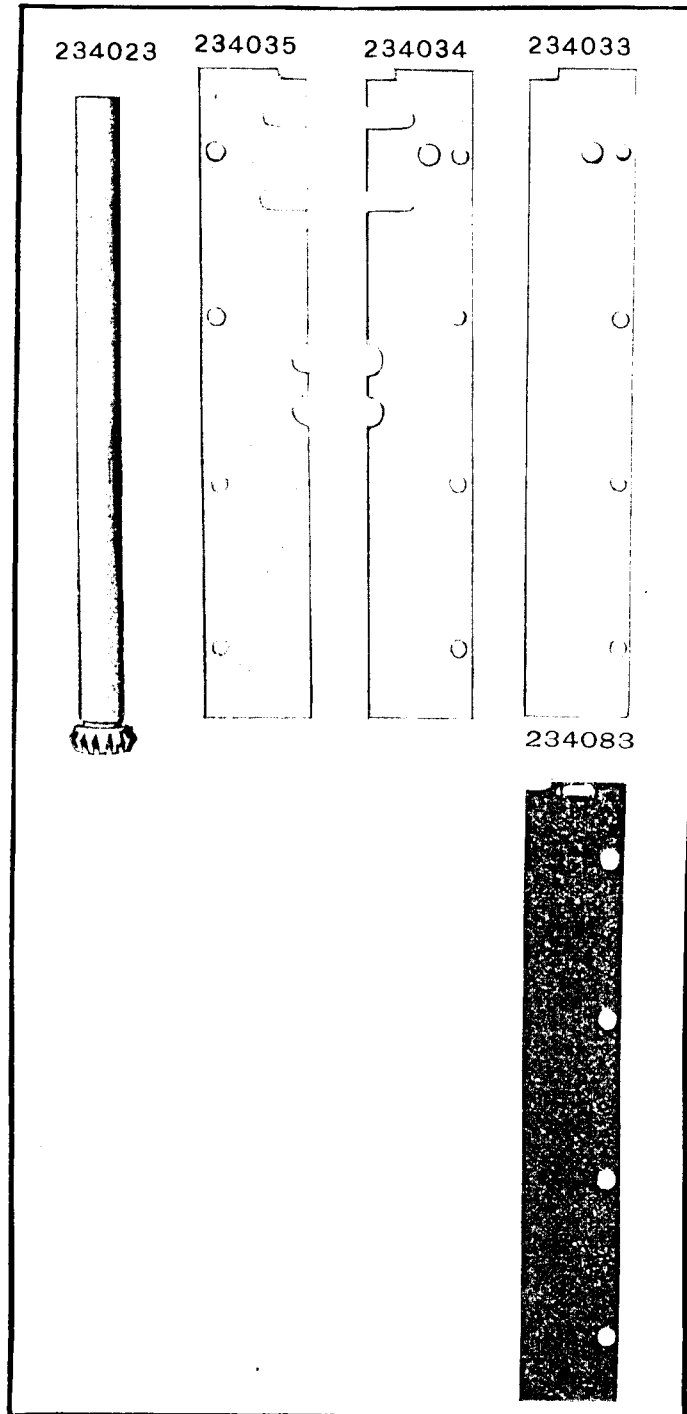


PLATE 13317-FULL SIZE

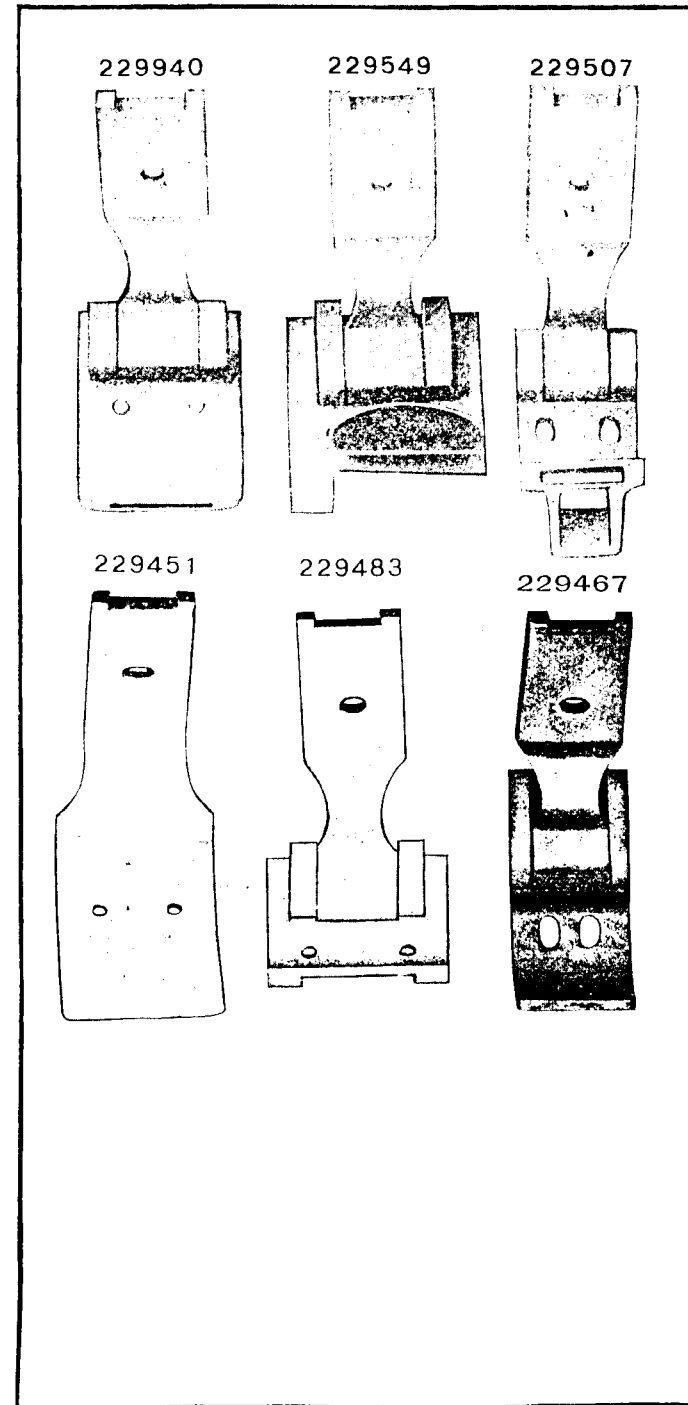
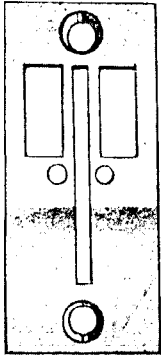
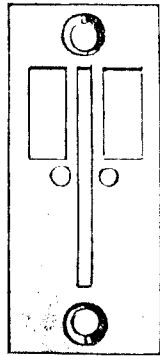


PLATE 13318-FULL SIZE


234108
234110




234111
234152



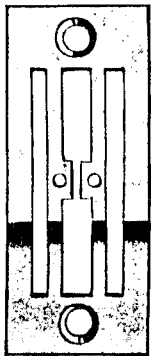
212720




212721



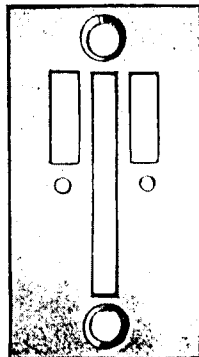
234109



212724



234112
234120



212725


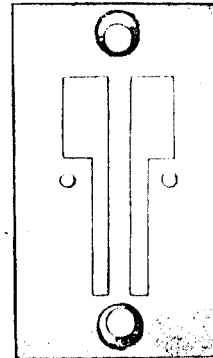



PLATE 13319-FULL SIZE


234113
234156



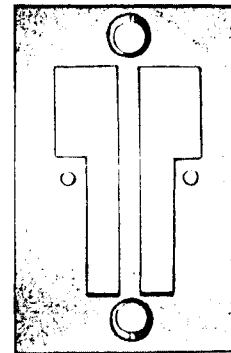
212731




212732



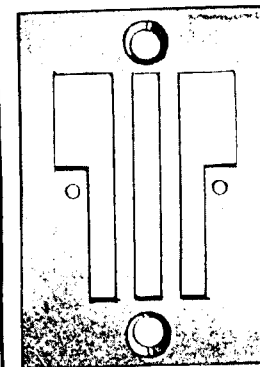
234114
234151
234154



212734



234115
234157



212737

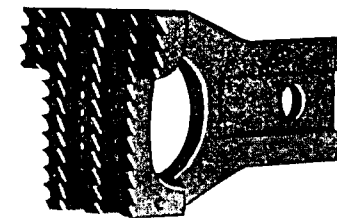
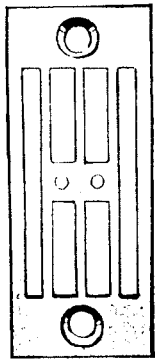
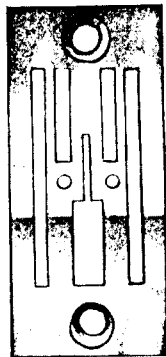


PLATE 13320-FULL SIZE


234117



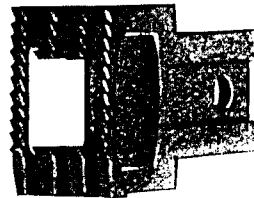
234118



212692



212673



234053


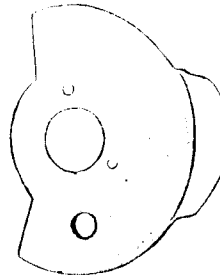



PLATE 13321-FULL SIZE

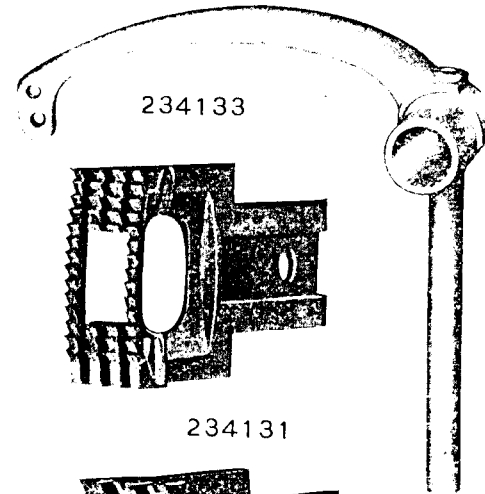
234141



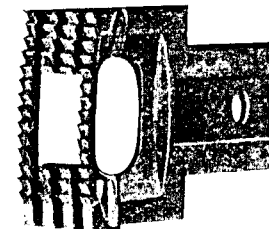
234130



234144



234133



234131

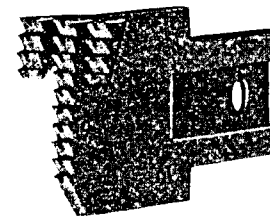


PLATE 13322-ONE-HALF SIZE

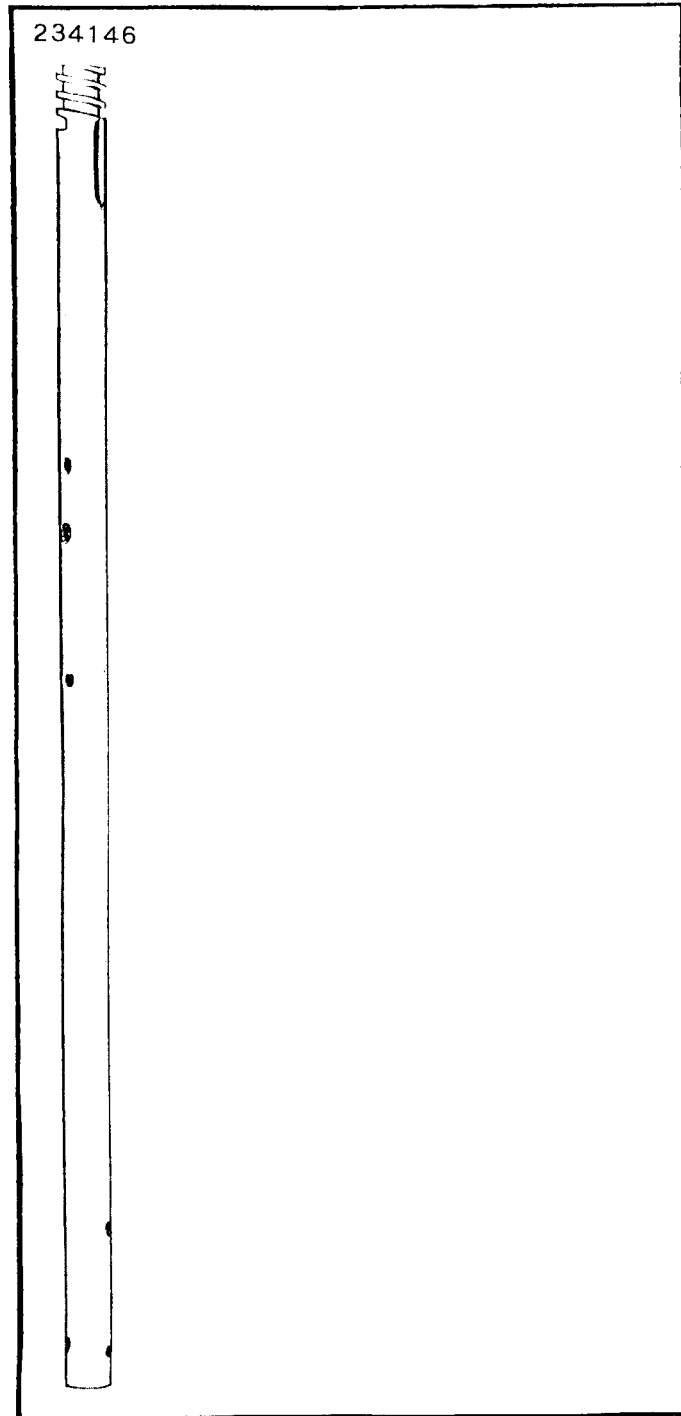


PLATE 13332-FULL SIZE

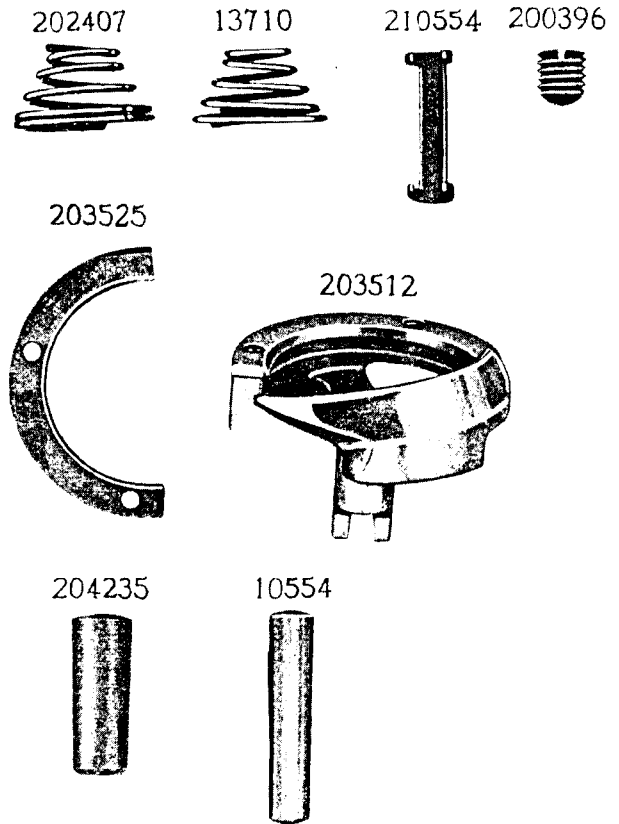




PLATE 13341—FULL SIZE


212740




212782



221537




234121
234155



234150

234153



234105

234119





PLATE 13346—FULL SIZE


236089



241535



241551


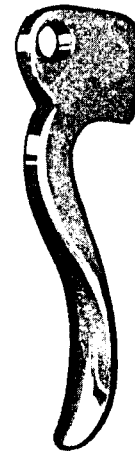


244006

201018

202554

234194



236098

201272



203525

200061

201696



206608

225393



200174

208




200374



PLATE 13347—ONE-HALF SIZE

202249



234088



207080




PLATE 14031—FULL SIZE

229477

229477



229479

229479

229471

229471



229473

229473

229481

229481



PLATE 14033—FULL SIZE

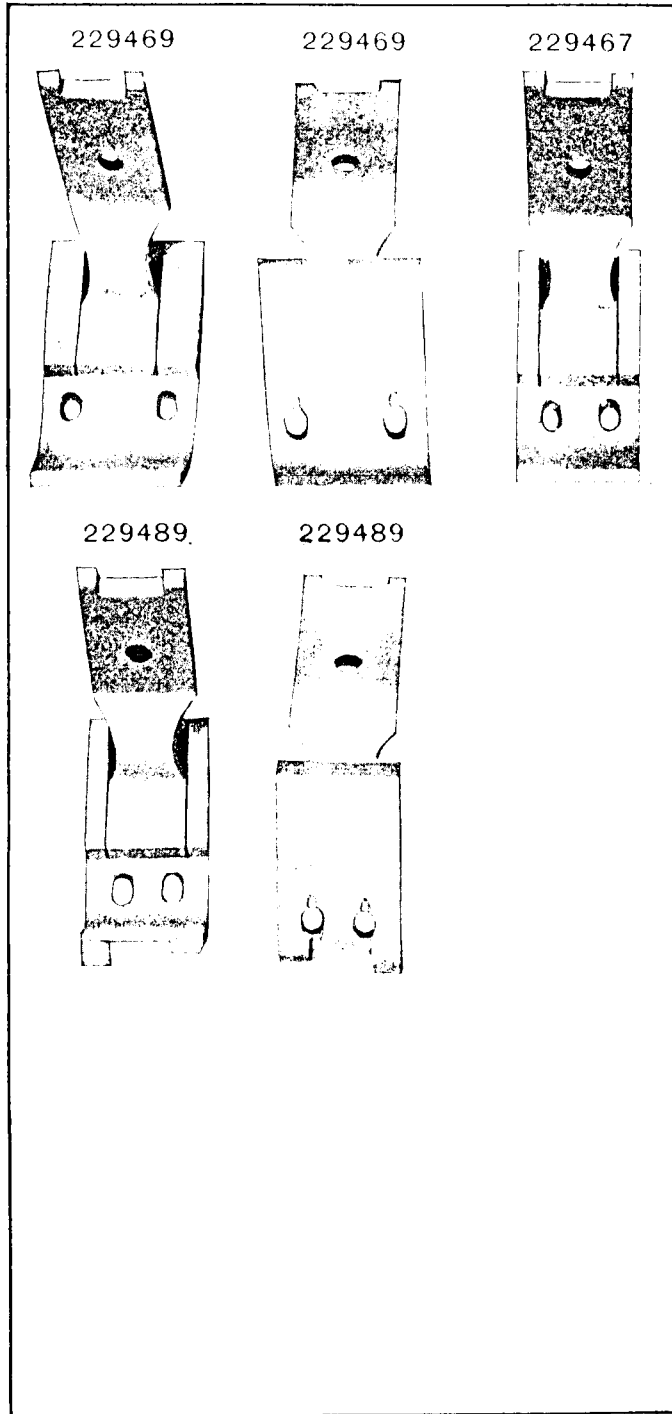


PLATE 14083—ONE-SIXTH SIZE

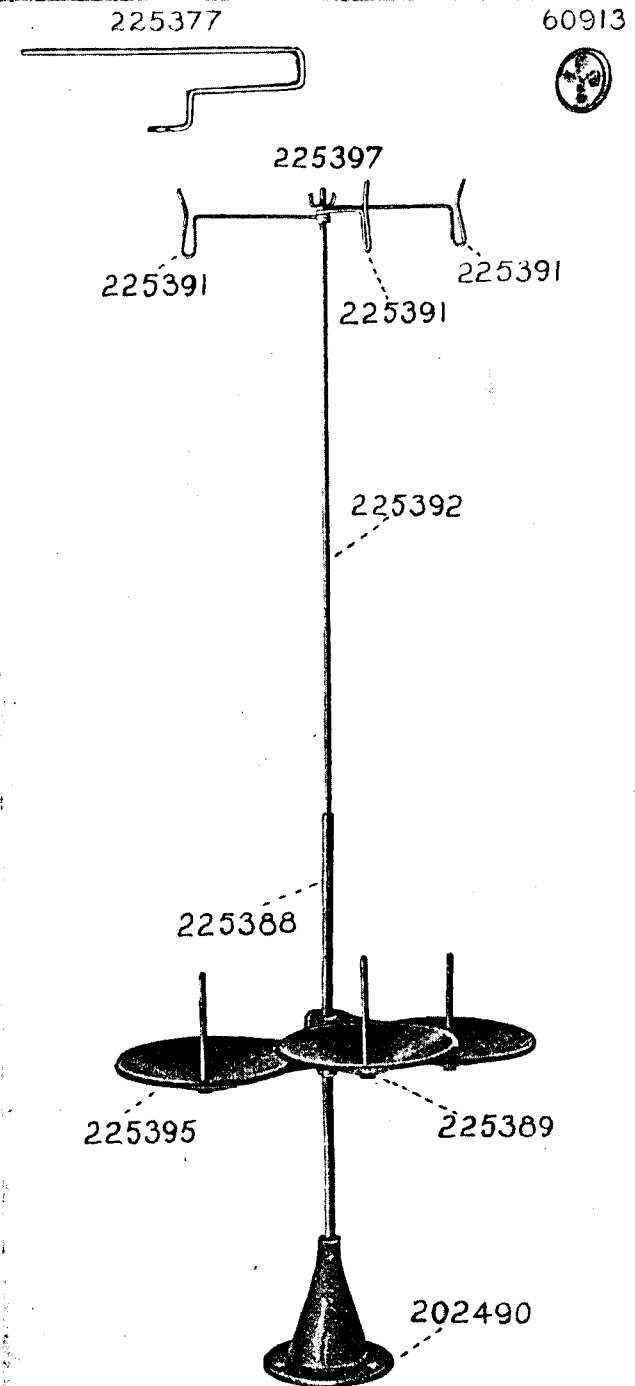
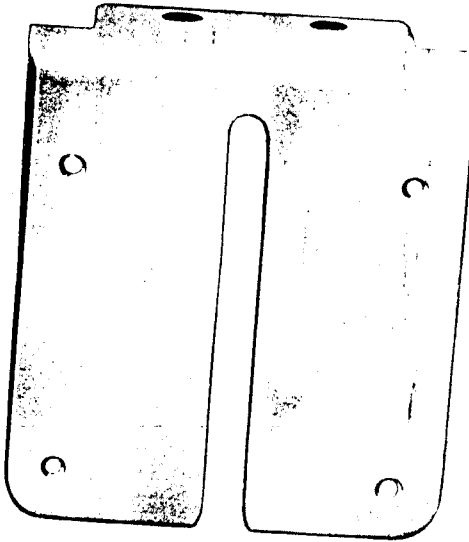


PLATE 14631 -FULL SIZE

200153



230356



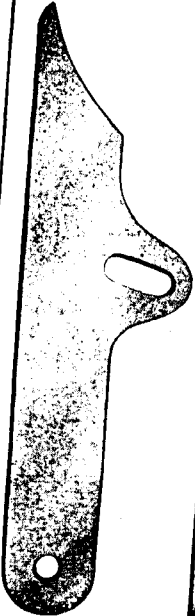
200169



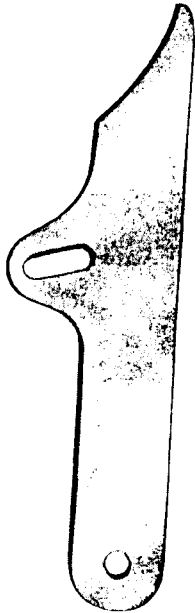
201561



2303



230358



230359

