

Singer 68-28

Form 8433
September, 1917

PRICE LIST

OF

PARTS



MACHINE NO. 68-28

THE SINGER MANUFACTURING COMPANY

COPYRIGHT
U. S. A.,
1914, 1916 and 1918
BY
THE SINGER MANUFACTURING CO.
ALL RIGHTS RESERVED FOR ALL COUNTRIES.

INSTRUCTIONS FOR ORDERING

In ordering from this list, use **ONLY** the part **NUMBER** in the **FIRST** column.

The number stamped on a Sewing Machine part is in every case the number of the single part only.

Every combination of parts sent out as such has its specific number, which, although not stamped on the parts, must be used when ordering the combination.

Each number always indicates the **SAME PART** in whatever list it appears, or for whatever machine.

The letters after some of the numbers indicate the style of finish only, as follows:

- A. Hardened, Polished and Plated.
- B. Polished and Plated.
- C. Hardened only.
- D. Polished only.
- E. Soft, not Polished.
- F. Hardened and Polished.
- G.
- H. Blued.
- J. Plated only.
- K. Hardened and Plated.
- L. Brass or Gilt.
- M. Oxidized.
- P. Japanned.

These letters **MUST BE USED** when they appear in the list, and **AFTER** the number as in the list.

In this series

1 to 1500 and 50001 to 51500 are Screw Numbers.

1501 to 1800 are Nut Numbers.

1801 to 2000 are Roller Numbers.


2001 to 50000 and 52001 and upward are numbers of Machine Parts.

The figures in the second column refer only to the plates, illustrating the parts, and are **NOT TO BE USED** in ordering.

Parts marked with an asterisk (*) are furnished only when repairs are made at factory.

INDEX

	PAGE
ATTACHMENTS AND ACCESSORIES.....	21
BOBBIN WINDER.....	22
IRON WORK.....	23
MACHINE No. 68-28.....	9
NUMERICAL LIST OF PARTS.....	27
OBSOLETE PARTS.....	26
TAPE HOLDER.....	21
THREAD UNWINDER.....	25



E 1042

MACHINE No. 68-28, IRON WORK 41067, WOOD WORK 79605 AND 79606, AND 1/2 H.P. D. C. MOTOR.

LIST OF PARTS COMPLETE

FOR

MACHINE NO. 68-28

For Stitching Laundry Tags to Shirts, Underwear, etc., also for Stitching Reinforcements for the Button and Buttonhole on Knit Underwear. Makes an Oblong Tack 1 Inch x $\frac{1}{8}$ inch, Containing 42 Stitches Including Tying Stitches. Has Device Operated by Foot Treadle, for Feeding, Cutting and Clamping the Tape Before Stitching.

Formerly 68sv13 Machine.

NO.	PLATE	NAME	EACH
39410	3786	Arch Clamp Check	\$3 00
39411	3786	" " " Lifting Stud	10
191c	3786	" " " Screw	03
39412	3786	" " " Shank with 39411	2 70
39413	3786	" " " Shield	75
1053D	3786	" " " Screw	02
39414	3789	" " " Spring	25
1229c	3798	" " " Adjusting Screw	04
1547D	3798	Arch Clamp Check Spring Adjusting Screw Lock Nut	03
39415	3789	Arch Clamp Foot	7 00
39416	3786	" " " Lifter	1 00
190D	3786	" " " Screw	03
39411	3786	" " " Lifting Stud	10
39478	3786	" " " Plate with 1607E and 2000	1 25
185H	3786	Arch Clamp Foot Plate Screw	02
191c	3786	" " " Screw	03
39418	3787	" " " Shank with 39411	2 70
39419	3789	" " " Spring	10
1229c	3798	" " " Adjusting Screw	04
1547D	3798	Arch Clamp Foot Spring Adjusting Screw Lock Nut	03
39420	3789	Arch Clamp Frame	4 75
181D	3798	" " " Screw	04

PARTS FOR MACHINE NO. 68-28

NO.	PLATE	NAME	EACH
39482	—	Arch Clamp complete, Nos. 23c, 168D, 658D, 39410, 39412 to 39415, 39418 to 39420, 39431, 39433, 39438, 39439, 39441 to 39443, 39446 to 39451, 39478 to 39481, two each 181D, 191c, 1186c, 1229c, 1547D, 1651D, 17803, three each 206F, 1302D, 1472D, five 613D, six 185H and eight 1053D...\$45	00
*39422	—	Arm	10 00
2002	3777	" Dowel Pin	02
4448	3777	" Oil Tube, for intermediate bearing	06
880E	3724	Arm Screw	06
17702	7202	" Shaft	1 50
17703	3788	" " Bushing (back)	25
50333c	3788	" " " Adjusting Screw	04
1520E	3724	Arm Shaft Bushing (back) Adjusting Screw Nut	03
*4449	—	Arm Shaft Bushing (front)	20
*39423	—	Bed	10 00
18498	7202	Belt Cover	30
39290	3774	" " Bracket with 184E and 17741	75
184E	3778	Belt Cover Bracket Screw Stud	02
17741	3788	" " " Stud	10
217D	3778	" " " Screw	03
39222	3774	" Shifter	25
39223	3776	" " " Clamp	25
1255D	3776	" " " Screw	04
4292	3790	Crank Connecting Rod with 4349 and two 158E	70
*4349	—	Crank Connecting Rod Cap	15
158E	3724	" " " " Screw	03
375c	3724	" " " " Hinge Screw	12
1518E	3718	" " " " " " Nut	04
17724	3790	Face Plate	50
17725	—	Face Plate complete, Nos. 448c, 600c, 1560c, 2103, 2105, 2107, 2124, 2127, 17724 and two each 233D and 2102	1 00
164D	3724	Face Plate Screw	04
2107	3777	" " Thread Guard	02
233D	3777	" " " " Screw	02
17726	3714	Feed Across Connection Adjusting Stud	50

PARTS FOR MACHINE NO. 68-28

NO.	PLATE	NAME	EACH
1649c	3714	Feed Across Connection Adjusting Stud Nut (left)	\$ 03
1650c	3714	Feed Across Connection Adjusting Stud Nut (right)	03
17727	3714	Feed Across Knuckle Joint	1 00
17728	3714	" " " " Connection	1 00
1184E	3714	" " " " " Hinge Screw	07
17729	3790	Feed Across Lever with 1185c and 1952	1 35
17730	3714	Feed Across Lever Ball Stud	30
1185c	3714	" " " " " Set Screw	03
39309	3790	" " " Bracket with 39310 and three 160D	5 00
*39310	—	Feed Across Lever Bracket Cap	50
160D	3714	" " " " " Screw	04
8589	3777	" " " " " Dowel Pin	03
1177D	3798	" " " " " Screw	04
17737	3714	" " " " " Hinge Stud	25
160D	3714	" " " " " Clamp- ing Screw	04
1952	3714	Feed Across Lever Roller and Stud	25
17733	3714	" " " " " Socket Bearing	50
17734	3714	" " " " " " Block (two pieces)	75
145F	3778	Feed Across Lever Socket Bearing Block Set Screw	04
1528D	3778	Feed Across Lever Socket Bearing Block Set Screw Nut	03
39424	3788	Feed Across Plate with 17741 and 39427	60
1186c	3788	Feed Across Plate Screw	04
1651D	3788	" " " " " Nut	03
39425	3792	" " " " " Spring	20
39426	3788	" " " " " Adjusting Bracket	10
181D	3798	Feed Across Plate Spring Adjusting Bracket Screw	04
1176D	3788	Feed Across Plate Spring Screw	04
39427	3788	" " " " " Stud	10
39428	3792	" " " " " Regulator	2 00
1187E	3793	" " " " " Adjusting Stud	22
1676c	3778	" " " " " " Nut	05
17738	3793	Feed Across Regulator Adjusting Stud Nut Washer	05

NO.	PLATE	NAME	EACH
17739	3793	Feed Across Regulator Adjusting Stud Sleeve	\$ 25
1188D	3724	Feed Across Regulator Hinge Screw	25
39429	3793	" " " Link	40
1189E	3793	" " " " Screw Stud	10
17741	3788	" " " " Stud	10
39430	3791	" Cam with 17874 and two each 190D and 1192C	13 35
18415	3772	Feed Cam Driving Worm with 1441C and 1442C	2 70
1442C	3778	Feed Cam Driving Worm Position Screw	04
1441C	3778	Feed Cam Driving Worm Set Screw..	04
17797	3790	" " " " Wheel with 453C	2 70
3012	3777	Feed Cam Driving Worm Wheel Pin	01
453C	3798	" " " " " Set Screw	02
18384	3777	Feed Cam Pin	02
1192C	3724	" " Set Screw	05
18416	3772	" " Shaft	1 80
18417	3772	" " " Bracket	5 00
1177D	3798	" " " " Screw (back)..	04
1193D	3724	" " " " " (front)..	08
1653C	3724	" " " Nut	10
39431	3793	" Plate	40
39432	3792	" " Carrier Bar	1 00
39433	—	" " " " 39432 with 934D, 1195E, 17743, 17802, 17804, 18368, two 7476 and four 17806	2 25
17802	3793	Feed Plate Carrier Bar Block	35
17803	3793	" " " " " Cover	15
17804	3793	" " " " " Rivet	05
7476	3793	" " " " " Steady Pin	01
17805	3714	Feed Plate Carrier Bar Pivot Block	40
1194D	3714	" " " " " " " Screw	10
18368	3714	Feed Plate Carrier Bar Plate	10
934D	3714	" " " " " Screw..	02
1654C	3793	" " Nut	04
17806	3793	" " Position Stud	05
1195E	3793	" " Screw Stud	02
39312	3792	" Regulator with 1953	2 00
17744	3793	" " Hinge Stud	30
17743	3793	" " Post	50

NO.	PLATE	NAME	EACH
1953	3793	Feed Regulator Roller and Screw Stud with 1655C and 14017	\$ 45
1655C	3793	Feed Regulator Roller and Screw Stud Nut	04
14017	3793	Feed Regulator Roller and Screw Stud Nut Washer	05
1190C	3793	Feed Regulator Stop Screw	02
39313	3794	" " Swivel	80
1191D	3794	" " Thumb Screw	08
17807	3794	Knife (needle thread)	55
17808	3794	" (shuttle thread)	55
39299	3774	" Bar with 704C, 17914, 39300 and two 17814	1 40
17810	3794	Knife Bar Cap (back)	25
690D	3794	" " " " Screw	05
17811	3794	" " " (front)	50
160D	3714	" " " " Screw	04
39262	3776	" " " (intermediate)	1 50
39263	—	" " " " 39262 with 1328E, 1517E, 39264 and 39265	2 00
690D	3794	Knife Bar Cap (intermediate) Screw	05
39264	3776	" " " " Stop Pin	20
1328E	2776	" " " " " " " Screw Bushing	08
1517E	3776	Knife Bar Cap (intermediate) Stop Pin Screw Bushing Nut	04
39265	3776	Knife Bar Cap (intermediate) Stop Pin Spring	02
17914	3794	Knife Bar Connection with 17917	75
17814	3794	" " " Rivet	01
17915	3794	" " " Slide Block	25
17917	—	" " " " " 17915 with 17916	40
17916	3794	Knife Bar Connection Slide Block Stud	15
39297	3794	Knife Bar Driving Lever with 190D, 1420E, 17919 and 39298	1 50
1382F	3778	Knife Bar Driving Lever Hinge Screw	10
1681C	3778	" " " " " " " Nut	05
39298	3794	Knife Bar Driving Lever Lock Stud	25
17919	3794	" " " " " " " Spring	05
190D	3786	Knife Bar Driving Lever Lock Stud Spring Screw	03

PARTS FOR MACHINE NO. 68-28

NO.	PLATE	NAME	EACH
1420E	3794	Knife Bar Driving Lever Lock Stud Stop Screw	\$ 03
17820	3795	Knife Bar Extension	10
17750	—	“ “ “ 17820 with 17821 and two 17822	2 10
190D	3786	Knife Bar Extension Screw	03
7071	3777	“ “ “ “ Washer ..	01
17821	3795	“ “ Rack	2 00
17822	3795	“ “ “ Rivet	01
39300	3776	“ “ Stop Block	25
2049	3702	“ “ “ “ Dowel Pin	01
704C	3776	“ “ “ “ Screw	04
39235	3772	“ Cam Lever Body	1 25
39329	3772	Knife Cam Lever complete, Nos. 1255D, 19793, 39235, 39330 and 39331	1 80
39332	3774	Knife Cam Lever Bracket with 1177D	1 50
8589	3777	“ “ “ “ Dowel Pin ..	03
1177D	3798	“ “ “ “ Screw	04
50029C	3776	“ “ “ “ Hinge Screw	20
18471	3776	“ “ “ “ “ Bushing	40
*18472	—	“ “ “ “ “ “ 18471 with 50029C	60
1177D	3798	Knife Cam Lever Hinge Screw Bush- ing Clamping Screw	04
1980	3776	Knife Cam Lever Roller and Screw Stud with 1654C	35
1654C	3793	Knife Cam Lever Roller and Screw Stud Nut	04
39330	3776	Knife Cam Lever Slide with 1980 ..	50
1255D	3776	“ “ “ “ Screw	04
39331	3776	“ “ “ “ “ Washer ..	15
19793	3777	“ “ “ “ “ Steady Pin ..	01
39269	3795	“ Holder with 1336C, 17826, 17830 and two 7298	1 50
17826	3795	Knife Holder Pinion	75
7298	3795	“ “ “ Dowel Pin .. per 100	10
17827	3795	“ “ “ Stud	15
39270	3795	“ “ “ “ “ Bracket with 17827	75
50018F	3778	Knife Holder Pinion Stud Bracket Screw	05
1698E	3778	Knife Holder Pinion Stud Bracket Screw Nut	03
1198C	3798	Knife Screw	04
17829	3795	“ Thread Holder	30

PARTS FOR MACHINE NO. 68-28

NO.	PLATE	NAME	EACH
17830	3795	Knife Thread Holder Position Pin ..	\$ 01
39291	3795	“ “ Retainer with 39277 and two 39278	50
39277	3795	Knife Thread Retainer Finger	15
39278	3795	“ “ “ “ Rivet per 100	10
1336C	3795	Knife Thread Retainer Screw Stud ..	04
17831	3792	Needle Bar with 237r	50
39203	3718	“ “ Connecting Link	40
377C	3718	“ “ “ “ Hinge Screw	12
1518E	3718	Needle Bar Connecting Link Hinge Screw Nut	04
21629	3718	Needle Bar Connecting Stud with 155C	30
155C	3718	“ “ “ “ Set Screw	03
39350	3772	“ “ Thread Nipper Driving Lever (adjustable) with 39351 and two 335D	1 25
39351	3776	Needle Bar Thread Nipper Driving Lever Extension	25
335D	3776	Needle Bar Thread Nipper Driving Lever Extension Screw	02
1196C	3721	Needle Bar Thread Nipper Driving Lever Hinge Screw	12
39352	3772	Needle Bar Thread Nipper Driving Lever Spring	05
17834	3718	Needle Bar Thread Nipper Lever with 17835	1 00
17835	3718	Needle Bar Thread Nipper Lever Bushings	10
1200D	3718	Needle Bar Thread Nipper Lever Hinge Screw	05
39276	3776	Needle Bar Thread Nipper Lever Spring	05
1329D	3776	Needle Bar Thread Nipper Lever Spring Screw	02
17837	3792	Needle Bar Thread Nipper Rod	20
17838	3718	“ “ “ “ “ Ad- justing Stud	30
1651E	3788	Needle Bar Thread Nipper Rod Ad- justing Stud Lock Nut	03
17839	3718	Needle Bar Thread Nipper Rod Arm with 196F	30
196F	3718	Needle Bar Thread Nipper Rod Arm Set Screw	02

18 PARTS FOR MACHINE NO. 68-28

NO.	PLATE	NAME	EACH
1662C	3778	Starting Lever Hinge Screw Nut ...	\$ 03
17886	7200	" " Pitman	10
17854	3721	Stop Cam	1 35
17855	3721	" " Interlocking Rod	70
39345	3772	" " " " Case with 18443 and two 193F	4 00
39346	3772	Stop Cam Interlocking Rod Case Bracket	5 35
39347	—	Stop Cam Interlocking Rod Case Bracket complete, Nos. 1182E, 1196c, 1204E, 1254c, 1262c, 1318D, 1508E, 1662c, 17853, 17855, 17859, 17861 to 17864, 17872, 17873, 39222, 39223, 39343 to 39346 and two each 898D, 1186F and 1255D.	14 25
16532	3777	Stop Cam Interlocking Rod Case Bracket Dowel Pin	02
1343E	3778	Stop Cam Interlocking Rod Case Bracket Screw	06
1204E	3721	Stop Cam Interlocking Rod Case Hinge Screw	10
17859	3796	Stop Cam Interlocking Rod Case Socket Joint	50
898D	3721	Stop Cam Interlocking Rod Case Socket Joint Cap Screw	04
39343	3774	Stop Cam Interlocking Rod Case Spring (flat)	25
430c	3776	Stop Cam Interlocking Rod Case Spring Adjusting Screw	04
1520E	3724	Stop Cam Interlocking Rod Case Spring Adjusting Screw Nut	03
39344	3776	Stop Cam Interlocking Rod Case Spring Bracket with 430c and 1520E	25
1186F	3788	Stop Cam Interlocking Rod Case Spring Bracket Screw	04
17861	3721	Stop Cam Interlocking Rod Case Stop Stud	20
1254c	3778	Stop Cam Interlocking Rod Case Stop Stud Screw Bushing	20
1508E	3778	Stop Cam Interlocking Rod Case Stop Stud Screw Bushing Lock Nut	06
17862	3721	Stop Cam Interlocking Rod Case Stop Stud Spring	05

PARTS FOR MACHINE NO. 68-28 19

NO.	PLATE	NAME	EACH
18443	3796	Stop Cam Interlocking Rod Case Wearing Block	\$ 75
193F	3796	Stop Cam Interlocking Rod Case Wearing Block Screw	03
17863	3721	Stop Cam Interlocking Rod Spring ..	05
17864	3721	" " " " Stop	15
1318D	3798	" " " " " Screw	04
3012	3777	" " Pin	01
1206c	3721	" " Screw	10
39438	3787	Tape Cutting Blade	30
1053D	3786	" " " Screw	02
39439	3787	" Feeding Foot with 1823	2 00
658D	3787	" " " Head	05
39479	3787	" " " Holder	1 75
23c	3787	" " " " Hinge Screw	15
2000	3786	" " " " Roller and Screw Stud	20
1607E	3786	Tape Feeding Foot Holder Roller and Screw Stud Nut	03
39441	3787	Tape Feeding Foot Latch	50
39442	3787	" " " " Disengaging Wedge	50
613D	3787	Tape Feeding Foot Latch Disengaging Wedge Screw	02
108D	3787	Tape Feeding Foot Latch Hinge Screw	04
39443	3787	Tape Feeding Foot Latch Spring	02
1823	3787	" " " Roller and Stud..	18
39480	3787	" " " " Plate (back)	75
206F	3787	" " " " " " Screw	02
39481	3787	Tape Feeding Foot Roller Plate (front)	75
206F	3787	Tape Feeding Foot Roller Plate (front) Screw	02
39446	3787	Tape Feeding Foot Spring	02
39447	3789	" Guide and Cutter	5 00
39448	3788	" " " " Spring	04
39449	3788	" " " " " Bracket for 39415	50
39450	3788	Tape Guide and Cutter Spring Bracket for 39447	50
613D	3787	Tape Guide and Cutter Spring Bracket Screw	02
39451	3788	Tape Guide Cap	5 00
1472D	3788	" " " Screw (back)	02

NO.	PLATE	NAME	EACH
10875	3727	Wrench for 1517, 1518, 1519, 1520, 1649, 1650 and 1662	\$ 10
17905	3727	Wrench for 1654, 1655, 1676 and 1681	15
22003	3727	" " 1651	05
27662	3727	" " 1254 and 1508	15

BOBBIN WINDER

(SWINGING AUTOMATIC, LEFT HAND)

NO.	PLATE	NAME	EACH
41598	3780	Base with 27916 and two 28084	\$ 50
1186c	3781	" Screw	04
27916	3781	Brake (leather)	02
28084	3781	" Rivet	01
27321	3781	Frame	15
32D	3724	" Hinge Screw	10
41825	3781	" Spring	03
41600	3780	Pulley with 155c	50
155c	3718	" Set Screw	03
27305	3781	Spindle	20
27326	3781	Stop Latch	08
35D	3724	" " Hinge Screw	07
41711	3780	Tension Bracket	50
41712	3780	Tension Bracket complete, Nos. 2455, 8422, 9780, 15367, 41711 and 41910	60
9780	3781	Tension Bracket Position Stud	01
213D	3781	" " Screw	03
2455	3781	" Disc	02
15367	3781	" Spring	03
41910	3781	" Stud	03
8422	3781	" Thread Guide	01
41713	3780	Bobbin Winder, Nos. 32D, 35D, 27305, 27321, 27326, 41598, 41600 and 41825	1 65
41714	---	Bobbin Winder complete, Nos. 213D, 41712, 41713 and two 1186c	2 35

IRON WORK

FOR 79605 AND 79606

NO.	PLATE	NAME	EACH
25493	---	Belt, size $\frac{1}{2}$ in., length $82\frac{1}{2}$ in., with 25127	\$ 25
25127	7201	Belt Hook	01
41055	---	Lifting Lever Chain, length $62\frac{1}{2}$ in., with 39575	35
27684	7201	Lifting Lever Chain Connecting Link	05
41056	7201	" " " " " "	
		Stop Collar with two 187r	20
187r	7201	Lifting Lever Chain Connecting Link Stop Collar Set Screw	02
41057	7201	Lifting Lever Chain Connection	75
127D	7201	" " " " Hinge Screw (chain end)	04
122D	7201	Lifting Lever Chain Connection Hinge Screw (lever end)	05
1637D	7201	Lifting Lever Chain Connection Hinge Screw Nut	03
10857	7202	Lifting Lever Chain Guide (back) Bracket with 448c	60
41058	7202	Lifting Lever Chain Guide (back) Pulley	20
10858	7202	Lifting Lever Chain Guide (back) Pulley Shaft	25
448c	3778	Lifting Lever Chain Guide (back) Pulley Shaft Set Screw	03
41059	---	Lifting Lever Chain Guide (back) complete, Nos. 10857, 10858, 41058 and three wood screws $1\frac{1}{4}$ in. No. 12 R.H.B.	1 05
10857	7202	Lifting Lever Chain Guide (front) Bracket with 448c	60
41058	7202	Lifting Lever Chain Guide (front) Pulley	20
10858	7202	Lifting Lever Chain Guide (front) Pulley Shaft	25
448c	3778	Lifting Lever Chain Guide (front) Pulley Shaft Set Screw	03

IRON WORK

NO.	PLATE	NAME	EACH
41059	—	Lifting Lever Chain Guide (front) complete, Nos. 10857, 10858, 41058 and three wood screws 1½ in. No. 12 R.H.B.	\$1 05
39575	7201	Lifting Lever Chain Hook	05
41060	7202	" " Treadle	30
7585	7200	" " " Shaft	05
41061	7202	" " " Stand	25
41062	7202	Lifting Lever Treadle complete, Nos. 7585, 41060, 41061 and four wood screws 1½ in. No. 12	60
27038	7203	Leg, 16 in. wide	1 05
494E	3798	" Foot Screw	05
12620	7201	" " " Washer	02
27139	7203	Rail, 16 in. single flat, with two 492E, four 12620 and six wood screws 1½ in. No. 14	30
492E	3798	Rail Bolt with 1522E	06
1522E	3798	" " Nut	02
12620	7201	" " " Washer	02
1385E	3798	Motor Bolt with 1524E	03
1524E	3798	" " Nut	02
2807	7201	" " " Washer	01
41063	—	Starting Lever Chain, length 69½ in., with 39575 and 39576	45
4879	7200	Starting Lever Chain Connecting Link	03
23536	7202	" " " Guide (back) with two 168E	20
41064	7202	Starting Lever Chain Guide (back) Bracket with 448c	30
23538	7202	Starting Lever Chain Guide (back) Pulley	50
39708	7202	Starting Lever Chain Guide (back) Pulley Shaft with 858c	50
858c	3798	Starting Lever Chain Guide (back) Pulley Shaft Oil Hole Plug Screw	03
448c	3778	Starting Lever Chain Guide (back) Pulley Shaft Set Screw	03
168E	3798	Starting Lever Chain Guide (back) Set Screw	04
41065	—	Starting Lever Chain Guide (back) complete, Nos. 23536, 23538, 39708, 41064 and three wood screws 1½ in. No. 12 R.H.B.	1 50
23536	7202	Starting Lever Chain Guide (front) with two 168E	20

IRON WORK

NO.	PLATE	NAME	EACH
14229	7202	Starting Lever Chain Guide (front) Bracket with 448c	\$ 30
23538	7202	Starting Lever Chain Guide (front) Pulley	50
39708	7202	Starting Lever Chain Guide (front) Pulley Shaft with 858c	50
858c	3798	Starting Lever Chain Guide (front) Pulley Shaft Oil Hole Plug Screw	03
448c	3778	Starting Lever Chain Guide (front) Pulley Shaft Set Screw	03
168E	3798	Starting Lever Chain Guide (front) Set Screw	04
39716	—	Starting Lever Chain Guide (front) complete, Nos. 14229, 23536, 23538, 39708 and four wood screws 1½ in. No. 12 R.H.B.	1 50
39575	7201	Starting Lever Chain Hook (large)	05
39576	7201	" " " " (small)	05
41401	7200	Machine Rest Pin (wood)	06
79605	—	Platform, for iron work, with four each 1385E, 2807 and 41066 ..	5 00 Net
41066	7200	Platform Ball Caster with three round head brass wood screws ½ in. No. 3	50
79606	—	Trough Table, 1½ in. thick, 26 in. wide, 33 in. long, with three compartments, 4½ in. deep, 7½ in. wide, 11½ in. long	10 65 Net
41067	—	Iron Work complete, Nos. 122D, 127D, 4879, 25493, 27684, 39716, 41055 to 41057, 41062, 41063, 41065, two each 1637D, 27038, 27139, 41059 and eight each 494E and 12620	11 25

THREAD UNWINDER

FOR TWO LARGE SPOOLS OR TWO LARGE CONES OF THREAD.

NO.	PLATE	NAME	EACH
27623	2837	Spool Pin	\$ 08
155c	3718	" " Set Screw	03
41530	2837	" Rest	30
41531	—	" " 41530 with 1149c and two each 155c and 27623	50
1149c	3778	Spool Rest Set Screw	04
27940	2837	" Stand with 453c	20

THREAD UNWINDER

NO	PLATE	NAME	EACH
41514	2837	Spool Weight, 4 in. diam., with 41515	\$.15
41515	3777	" " Centre Pin	.05
27739	2837	Thread Cone (wood)	.05
41631	2837	" Guard with 208E and two 41569	.35
41569	3777	Thread Guard Eyelet	.02
41637	2837	" " Rod (lower)	.10
41638	2837	" " " (upper)	.15
41639	2837	" " " Coupling with two 456c	.20
456c	3778	Thread Guard Rod Coupling Set Screw	.02
41640	—	Thread Guard Rod complete, 30 in. long, Nos. 41637 to 41639	.45
453c	3798	Thread Guard Rod Set Screw	.02
208E	3778	" " Screw	.02
41533	2837	Thread Unwinder complete, Nos. 27940, 41531, 41631, 41640, two each 27739, 41514 and three wood screws 1 in. No. 12	1.80

OBSOLETE PARTS

NO.	PLATE	NAME	EACH
39417	7204	Arch Clamp Foot Plate with 1607E and 2000	\$1.25
39421	—	Arch Clamp complete, Nos. 23c, 108D, 658D, 39410, 39412 to 39415, 39417 to 39420, 39431, 39433, 39438 to 39451, two each 181D, 191c, 1186c, 1229c, 1547D, 1651D, 17803, three each 206F, 1302D, 1472D, five 613D, six 185R and eight 1053D	45.00
39440	7204	Tape Feeding Foot Holder	1.75
39444	7204	" " " Roller Plate (back)	.75
39445	7204	" " " " " (front)	.75

NUMERICAL LIST OF PARTS

NO.	PLATE	NAME	EACH
23C	3787	Tape Feeding Foot Holder Hinge Screw for 39421 and 39482	\$ 15
32D	3724	Bobbin Winder Frame Hinge Screw for 41713	10
35D	3724	Bobbin Winder Stop Latch Hinge Screw for 41713	07
76C	3724	Thread Take-up Lever Hinge Screw	06
108D	3787	Tape Feeding Foot Latch Hinge Screw for 39421 and 39482	04
112D	3702	Shuttle Tension Spring Screw for 39296	02
122D	7201	Lifting Lever Chain Connection Hinge Screw (lever end) for 41067	05
127D	7201	Lifting Lever Chain Connection Hinge Screw (chain end) for 41067	04
145F	3778	Feed Across Lever Socket Bearing Block Set Screw	04
155C	3718	Bobbin Winder Pulley Set Screw for 41600	03
155C	3718	Needle Bar Connecting Stud Set Screw for 21629	03
155C	3718	Thread Unwinder Spool Pin Set Screw for 41531	03
158E	3724	Crank Connecting Rod Cap Screw for 4292	03
158D	3724	Shuttle Race Screw	03
160D	3714	Feed Across Lever Bracket Cap Screw for 39309	04
160D	3714	Feed Across Lever Hinge Stud Clamp- ing Screw for 39309	04
160D	3714	Knife Bar Cap (front) Screw	04
164D	3724	Face Plate Screw	04
168E	3798	Starting Lever Chain Guide (back) Set Screw for 23536	04
168E	3798	Starting Lever Chain Guide (front) Set Screw for 23536	04
181D	3798	Arch Clamp Frame Screw for 39421 and 39482	04
181D	3798	Feed Across Plate Spring Adjusting Bracket Screw	04
184E	3778	Belt Cover Bracket Screw Stud for 39290	02

NO.	PLATE	NAME	EACH
185H	3786	Arch Clamp Foot Plate Screw for 39421 and 39482	\$ 02
187F	7201	Lifting Lever Chain Connecting Link Stop Collar Set Screw for 41056 ..	02
190D	3786	Arch Clamp Foot Lifter Screw	03
190D	3786	Knife Bar Driving Lever Lock Stud Spring Screw for 39297	03
190D	3786	Knife Bar Extension Screw	03
190D	3786	Needle Bar Thread Nipper Rod Support Screw	03
190C	3786	Shuttle Race Back Screw for 17852..	03
190D	3786	Tripping Point Screw for 39430	03
191C	3786	Arch Clamp Check Screw for 39421 and 39482	03
191C	3786	Arch Clamp Foot Screw for 39421 and 39482	03
193F	3796	Stop Cam Interlocking Rod Case Wearing Block Screw for 39345 ..	03
196F	3718	Needle Bar Thread Nipper Rod Arm Set Screw for 17839	02
196F	3718	Presser Bar Collar Set Screw for 17841	02
196F	3718	Tape Holder Set Screw	02
206F	3787	" Feeding Foot Roller Plate (back) Screw for 39421 and 39482	02
206F	3787	Tape Feeding Foot Roller Plate (front) Screw for 39421 and 39482 ..	02
208E	3778	Thread Unwinder Thread Guard Screw for 41631	02
213D	3781	Bobbin Winder Tension Bracket Screw for 41714	03
217D	3778	Belt Cover Screw	03
229D	3702	Oscillating Shaft Crank Slide Block Cap Screw for 15171	02
233D	3777	Face Plate Thread Guard Screw for 17725	02
233D	3777	Thread Take-up Spring Regulator Plate Adjusting Screw for 17725..	02
233D	3777	Throat Plate Extension Screw for 39457	02
237F	3724	Needle Set Screw for 17831	02
286D	3798	Tape Holder Tension Adjusting Collar Thumb Screw for 26073	10
330D	3796	Thread Wiper Body Finger Screw ..	02
335D	3776	Needle Bar Thread Nipper Driving Lever Extension Screw for 39350 ..	02

NO.	PLATE	NAME	EACH
375c	3724	Crank Connecting Rod Hinge Screw	\$ 12
377c	3718	Needle Bar Connecting Link Hinge Screw	12
398E	3702	Shuttle Main Spring Screw for 39295	02
430c	3776	Stop Cam Interlocking Rod Case Spring Adjusting Screw for 39344	04
442c	3798	Presser Bar Lifting Lever Hinge Pin Set Screw for 39435	03
446c	3724	Thread Take-up Cam Set Screw for 39204	03
448c	3778	Lifting Lever Chain Guide (back) Pulley Shaft Set Screw for 10857	03
448c	3778	Lifting Lever Chain Guide (front) Pulley Shaft Set Screw for 10857	03
448c	3778	Starting Lever Chain Guide (back) Pulley Shaft Set Screw for 41064..	03
448c	3778	Starting Lever Chain Guide (front) Pulley Shaft Set Screw for 14229..	03
448c	3778	Tension Screw Stud Set Screw for 17725	03
453c	3798	Feed Cam Driving Worm Wheel Set Screw for 17797	02
453c	3798	Presser Bar Guide Bracket Set Screw for 17842	02
453c	3798	Table Bracket Machine Holder Connection Set Screw (Attachments and Accessories)	02
453c	3798	Thread Unwinder Thread Guard Rod Set Screw for 27940	02
456c	3778	Thread Unwinder Thread Guard Rod Coupling Set Screw for 41639 ...	02
457c	3702	Shuttle Driver Set Screw for 39487..	02
460c	3778	Oscillating Shaft Crank Set Screw for 15161	02
462c	3702	Oscillating Shaft Crank Set Screw for 15162	02
466H	3702	Shuttle Tension Regulating Screw for 39296	04
492E	3798	Rail Bolt with 1522E, for 27139	06
494E	3798	Leg Foot Screw for 41067	05
600c	3777	Tension Screw Stud for 17725	10
613D	3787	Tape Feeding Foot Latch Disengaging Wedge Screw for 39421 and 39482	02
613D	3787	Tape Guide and Cutter Spring Bracket Screw for 39421 and 39482	02

NUMERICAL LIST OF PARTS

NO.	PLATE	NAME	EACH
635c	3724	Oscillating Rock Shaft Hinge Pin Screw Bearing	\$ 08
641c	3778	Thread Wiper Body Support Set Screw	03
658D	3787	Tape Feeding Foot Head for 39421 and 39482	05
690D	3794	Knife Bar Cap (back) Screw	05
690D	3794	" " " (intermediate) Screw	05
691F	3724	Throat Plate Screw	04
704c	3776	Knife Bar Stop Block Screw for 39299	04
858c	3798	Starting Lever Chain Guide (back) Pulley Shaft Oil Hole Plug Screw for 39708	03
858c	3798	Starting Lever Chain Guide (front) Pulley Shaft Oil Hole Plug Screw for 39708	03
880E	3724	Arm Screw	06
898D	3721	Stop Cam Interlocking Rod Case Socket Joint Cap Screw for 39347	04
934D	3714	Feed Plate Carrier Bar Plate Screw for 39433	02
1035c	3702	Oscillating Shaft Crank Slide Block Screw Stud for 15171	15
1053D	3786	Arch Clamp Check Shield Screw for 39421 and 39482	02
1053D	3786	Tape Cutting Blade Screw for 39421 and 39482	02
1149c	3778	Thread Unwinder Spool Rest Set Screw for 41531	04
1176D	3788	Feed Across Plate Spring Screw	04
1177D	3798	" " Lever Bracket Screw ...	04
1177D	3798	" Cam Shaft Bracket Screw (back)	04
1177D	3798	Knife Cam Lever Bracket Screw	04
1177D	3798	" " " Hinge Screw Bush- ing Clamping Screw for 39332 ...	04
1182E	3798	Trip Lever Spring Screw for 39347...	02
1184E	3714	Feed Across Knuckle Joint Connec- tion Hinge Screw	07
1185c	3714	Feed Across Lever Ball Stud Set Screw for 17729	03
1186c	3781	Bobbin Winder Base Screw for 41714	04
1186c	3788	Feed Across Plate Screw for 39421 and 39482	04
1186E	3788	Presser Bar Lifting Lever Bracket Screw	04

NUMERICAL LIST OF PARTS

NO.	PLATE	NAME	EACH
1186F	3788	Stop Cam Interlocking Rod Case Spring Bracket Screw for 39347 ..	\$ 04
1187E	3793	Feed Across Regulator Adjusting Stud	22
1188D	3724	Feed Across Regulator Hinge Screw	25
1189E	3793	" " " Link Screw Stud	10
1190c	3793	" Regulator Stop Screw	02
1191D	3794	" " Thumb Screw	08
1192c	3724	" Cam Set Screw for 39430	05
1193D	3724	" " Shaft Bracket Screw (front)	08
1194D	3714	" Plate Carrier Bar Pivot Block Screw	10
1195E	3793	Feed Plate Screw Stud for 39433	02
1196c	3721	Needle Bar Thread Nipper Driving Lever Hinge Screw	12
1196c	3721	Trip Lever Hinge Screw for 39347 ..	12
1198c	3798	Knife Screw	04
1200D	3718	Needle Bar Thread Nipper Lever Hinge Screw	05
1202D	3724	Pulley (loose) Cap Screw for 17955..	15
1204E	3721	Stop Cam Interlocking Rod Case Hinge Screw for 39347	10
1206c	3721	Stop Cam Screw for 17955	10
1207D	3796	Thread Wiper Body Hinge Screw ...	04
1208D	3797	Throat Plate Needle Hole Bushing Screw for 39457	02
1229c	3798	Arch Clamp Check Spring Adjusting Screw for 39421 and 39482	04
1229c	3798	Arch Clamp Foot Spring Adjusting Screw for 39421 and 39482	04
1254c	3778	Stop Cam Interlocking Rod Case Stop Stud Screw Bushing for 39347	20
1255D	3776	Belt Shifter Clamp Screw for 39347	04
1255D	3776	Knife Cam Lever Slide Screw for 39329	04
1262c	3778	Starting Lever Hinge Screw for 39347	15
1302D	3788	Tape Guide Cap Screw (front) for 39421 and 39482	02
1302D	3788	Thread Wiper Body Wire Clamp Screw	02
1318D	3798	Stop Cam Interlocking Rod Stop Screw for 39347	04
1328E	3776	Knife Bar Cap (intermediate) Stop Pin Screw Bushing for 39263	08
1329D	3776	Needle Bar Thread Nipper Lever Spring Screw	02

NUMERICAL LIST OF PARTS

NO.	PLATE	NAME	EACH
1336c	3795	Knife Thread Retainer Screw Stud for 39269	\$ 04
1343E	3778	Stop Cam Interlocking Rod Case Bracket Screw	06
1382F	3778	Knife Bar Driving Lever Hinge Screw	10
1385E	3798	Motor Bolt with 1524E, for 79605	03
1420E	3794	Knife Bar Driving Lever Lock Stud Stop Screw for 39297	03
1441c	3778	Feed Cam Driving Worm Set Screw for 18415	04
1442c	3778	Feed Cam Driving Worm Position Screw for 18415	04
1472D	3788	Tape Guide Cap Screw (back) for 39421 and 39482	02
1508E	3778	Stop Cam Interlocking Rod Case Stop Stud Screw Bushing Lock Nut for 39347	06
1513J	3724	Oscillating Rock Shaft Hinge Pin Nut	05
1513J	3724	Oscillating Rock Shaft Hinge Pin Screw Bearing Nut	05
1517E	3776	Knife Bar Cap (intermediate) Stop Pin Screw Bushing Nut for 39263	04
1518E	3718	Crank Connecting Rod Hinge Screw Nut	04
1518E	3718	Needle Bar Connecting Link Hinge Screw Nut	04
1519E	3702	Oscillating Shaft Crank Slide Block Screw Stud Nut for 15161 and 15162	03
1520E	3724	Arm Shaft Bushing (back) Adjusting Screw Nut	03
1520E	3724	Stop Cam Interlocking Rod Case Spring Adjusting Screw Nut for 39344	03
1522E	3798	Rail Bolt Nut for 492	02
1524E	3798	Motor Bolt Nut for 1385	02
1528D	3778	Feed Across Lever Socket Bearing Block Set Screw Nut	03
1547D	3798	Arch Clamp Check Spring Adjusting Screw Lock Nut for 39421 and 39482	03
1547D	3798	Arch Clamp Foot Spring Adjusting Screw Lock Nut for 39421 and 39482	03

NUMERICAL LIST OF PARTS

NO.	PLATE	NAME	EACH
1560c	3777	Tension Regulating Thumb Nut for 17725	\$ 04
1607E	3786	Tape Feeding Foot Holder Roller and Screw Stud Nut for 39417 and 39478	03
1637D	7201	Lifting Lever Chain Connection Hinge Screw Nut for 41067	03
1649c	3714	Feed Across Connection Adjusting Stud Nut (left)	03
1650c	3714	Feed Across Connection Adjusting Stud Nut (right)	03
1651D	3788	Feed Across Plate Screw Nut for 39421 and 39482	03
1651E	3788	Needle Bar Thread Nipper Rod Adjusting Stud Lock Nut	03
1653c	3724	Feed Cam Shaft Nut	10
1654c	3793	" Plate Nut	04
1654c	3793	Knife Cam Lever Roller and Screw Stud Nut for 1980	04
1655c	3793	Feed Regulator Roller and Screw Stud Nut for 1953	04
1662c	3778	Starting Lever Hinge Screw Nut for 39347	03
1676c	3778	Feed Across Regulator Adjusting Stud Nut	05
1681c	3778	Knife Bar Driving Lever Hinge Screw Nut	05
1698E	3778	Knife Holder Pinion Stud Bracket Screw Nut	03
1819	3724	Thread Take-up Lever Roller and Stud for 3072	20
1823	3787	Tape Feeding Foot Roller and Stud for 39439	18
1952	3714	Feed Across Lever Roller and Stud for 17729	25
1953	3793	Feed Regulator Roller and Screw Stud with 1655c and 14017, for 39312 ..	45
1980	3776	Knife Cam Lever Roller and Screw Stud with 1654c, for 39330	35
2000	3786	Tape Feeding Foot Holder Roller and Screw Stud for 39417 and 39478 ..	20
2002	3777	Arm Dowel Pin	02
2022	3777	Pulley (tight) Pin	01
2049	3702	Knife Bar Stop Block Dowel Pin	01
2049	3702	Oscillating Shaft Crank Pin	01
2049	3702	Shuttle Driver Pin	01

NUMERICAL LIST OF PARTS

NO.	PLATE	NAME	EACH
2073	3702	Shuttle Bobbin for 39296	\$ 05
*2075	—	“ Cover for 39296	35
2076	3702	“ “ Hinge Pin for 39296 ...	01
2078	3702	“ Delivery Eye Thread Guard for 39296	03
2080	3702	Shuttle Delivery Eye Thread Guard Rivet for 39296	01
2082	3702	Shuttle Main Spring for 39295	10
2084	3702	“ “ “ Steady Pin for 39295	01
2086	3702	Shuttle Tension Spring for 39296	03
2090	3702	“ “ “ Plate for 39296	05
2102	3777	Tension Disc for 17725	05
2103	3777	“ Spring for 17725	03
2105	3777	“ Thread Guard for 17725	03
2107	3777	Face Plate Thread Guard for 17725 ..	02
2124	3777	Thread Take-up Spring for 17725 ...	03
2127	3777	“ “ “ Regulator Plate for 17725	03
2211	3702	Shuttle Bobbin Retaining Spring for 39295	03
2212	3702	Shuttle Bobbin Retaining Spring Rivet for 39295	25
2269	3777	Pulley (loose) Bushing Position Pin for 17942	01
2455	3781	Bobbin Winder Tension Disc for 41712	02
2807	7201	Motor Bolt Nut Washer for 79605 ..	01
2809	3718	Table Bracket Machine Holder Con- nection Hinge Pin for 17875	01
3012	3777	Feed Cam Driving Worm Wheel Pin	01
3012	3777	Stop Cam Pin	01
3012	3777	Thread Take-up Cam Pin	01
3052	3790	Oscillating Rock Shaft Hinge Pin ..	50
3053	3792	“ Shaft	40
3072	3792	Thread Take-up Lever with 1819	60
4292	3790	Crank Connecting Rod with 4349 and two 158E	70
4304	3790	Oscillating Rock Shaft with 4784	1 00
*4349	—	Crank Connecting Rod Cap for 4292 ..	15
4448	3777	Arm Oil Tube for intermediate bearing	06
*4449	—	“ Shaft Bushing (front)	20
4784	3702	Oscillating Rock Shaft Oil Pad (felt) for 4304	01
4822	3727	Wrench for 1528, 1547 and 1698 (Attachments and Accessories) ..	05

NUMERICAL LIST OF PARTS

NO.	PLATE	NAME	EACH
4879	7200	Starting Lever Chain Connecting Link for 41067	\$ 03
7071	3777	Knife Bar Extension Screw Washer	01
7263	3718	Table Bracket Machine Holder Con- nection for 17875	08
7298	3795	Knife Holder Pinion Dowel Pin for 39269	10
7476	3793	Feed Plate Carrier Bar Block Steady Pin for 39433	01
7585	7200	Lifting Lever Treadle Shaft for 41062	05
8414	3796	Presser Bar Spring	05
8422	3781	Bobbin Winder Tension Thread Guide for 41712	01
8589	3777	Feed Across Lever Bracket Dowel Pin	03
8589	3777	Knife Cam Lever Bracket Dowel Pin	03
9780	3781	Bobbin Winder Tension Bracket Posi- tion Stud for 41712	01
10857	7202	Lifting Lever Chain Guide (back) Bracket with 448c, for 41059	60
10857	7202	Lifting Lever Chain Guide (front) Bracket with 448c, for 41059	60
10858	7202	Lifting Lever Chain Guide (back) Pulley Shaft for 41059	25
10858	7202	Lifting Lever Chain Guide (front) Pulley Shaft for 41059	25
10875	3727	Wrench for 1517, 1518, 1519, 1520, 1649, 1650 and 1662 (Attachments and Accessories)	10
11831	7200	Screw Driver, large (Attachments and Accessories)	20
12424	3702	Oscillating Shaft Crank Slide Block Cap Screw Washer for 15171	02
12620	7201	Leg Foot Screw Washer for 41067 ..	02
12620	7201	Rail Bolt Nut Washer for 27139	02
13211	7201	Tape Holder Tension Adjusting Spring for 28807	02
14017	3793	Feed Regulator Roller and Screw Stud Nut Washer for 1953	05
14229	7202	Starting Lever Chain Guide (front) Bracket with 448c, for 39716 ...	30
*15160	—	Oscillating Shaft Crank for 15161 ...	25
*15161	—	Oscillating Shaft Crank complete, Nos. 460c, 1519E, 15160 and 15171	80

NUMERICAL LIST OF PARTS

NO.	PLATE	NAME	EACH
17859	3796	Stop Cam Interlocking Rod Case Socket Joint for 39347	\$ 50
Nos. 17861 to 17864 for 39347.			
17861	3721	Stop Cam Interlocking Rod Case Stop Stud	20
17862	3721	Stop Cam Interlocking Rod Case Stop Stud Spring	05
17863	3721	Stop Cam Interlocking Rod Spring ..	05
17864	3721	" " " " Stop ...	15
17872	3721	Trip Lever for 39347	80
17873	3721	" " Spring for 39347	05
17874	7201	Tripping Point for 39430	25
17875	7202	Table Bracket Machine Holder with 2809, 7263, 39484 and two wood screws 1½ in. No. 10 (Attachments and Accessories)	1 00
17886	7200	Starting Lever Pitman	10
17905	3727	Wrench for 1654, 1655, 1676 and 1681 (Attachments and Accessories) ..	15
17914	3794	Knife Bar Connection with 17917, for 39299	75
17915	3794	Knife Bar Connection Slide Block for 17917	25
17916	3794	Knife Bar Connection Slide Block Stud for 17917	15
17917	—	Knife Bar Connection Slide Block 17915 with 17916, for 17914	40
17919	3794	Knife Bar Driving Lever Lock Stud Spring for 39297	05
17941	3774	Pulley (loose) 2½ in. diam., for 17955	1 00
17942	3774	" (tight) 2½ in. diam., with 2269, for 17955	1 50
17955	—	Pulleys complete, Nos. 1202D, 1206C, 17848, 17854, 17941 and 17942	4 50
18368	3714	Feed Plate Carrier Bar Plate for 39433	10
18384	3777	" Cam Pin	02
18415	3772	" " Driving Worm with 1441C and 1442C	2 70
18416	3772	Feed Cam Shaft	1 80
18417	3772	" " " Bracket	5 00
18443	3796	Stop Cam Interlocking Rod Case Wearing Block for 39345	75
18471	3776	Knife Cam Lever Hinge Screw Bush- ing for 18472	40

NUMERICAL LIST OF PARTS

NO.	PLATE	NAME	EACH
*18472	—	Knife Cam Lever Hinge Screw Bush- ing 18471 with 50029c	\$ 60
18498	7202	Belt Cover	30
19793	3777	Knife Cam Lever Slide Steady Pin for 39329	01
21629	3718	Needle Bar Connecting Stud with 155C	30
22003	3727	Wrench for 1651 (Attachments and Accessories)	05
23536	7202	Starting Lever Chain Guide (back) with two 168E, for 41065	20
23536	7202	Starting Lever Chain Guide (front) with two 168E, for 39716	20
23538	7202	Starting Lever Chain Guide (back) Pulley for 41065	50
23538	7202	Starting Lever Chain Guide (front) Pulley for 39716	50
25127	7201	Belt Hook for 25493	01
25493	—	" size ¼ in., length 82½ in., with 25127, for 41067	25
26026	3727	Screw Driver, medium (Attachments and Accessories)	10
26069	—	Tape Holder Disc Hub for 26916 ..	25
26070	—	" " " Rivet for 26916 per 100	10
26073	7201	Tape Holder Tension Adjusting Col- lar with 286D, for 28807	15
26485	3727	Screw Driver, small (Attachments and Accessories)	05
26910	3799	Tape Holder Bracket Wire for 28806	20
26914	3799	" " Disc for 26916 and 28806	15
26916	3799	Tape Holder Disc complete for 28807, Nos. 26069, 26914 and three 26070	40
26918	3799	Tape Holder Tape Guide for 28806 ..	10
27038	7203	Leg, 16 in. wide, for 41067	1 05
27139	7203	Rail, 16 in. single flat, with two 492E, four 12620 and six wood screws 1½ in. No. 14, for 41067 ..	30
27305	3781	Bobbin Winder Spindle for 41713 ..	20
27321	3781	" " Frame for 41713	15
27326	3781	" " Stop Latch for 41713	08
27623	2837	Thread Unwinder Spool Pin for 41531	08
27662	3727	Wrench for 1254 and 1508 (Attach- ments and Accessories)	15
27684	7201	Lifting Lever Chain Connecting Link for 41067	05

NUMERICAL LIST OF PARTS

NO.	PLATE	NAME	EACH
27739	2837	Thread Unwinder Thread Cone (wood) for 41533	\$ 05
27916	3781	Bobbin Winder Brake (leather) for (wood) for 41533	02
27940	2837	Thread Unwinder Spool Stand with 453c, for 41533	20
28084	3781	Bobbin Winder Brake Rivet for 41598	01
28806	—	Tape Holder Bracket Wire complete for 28807, Nos. 26910, 26914 and 26918	60
28807	3799	Tape Holder complete, Nos. 13211, 26073, 26916 and 28806	1 15
35143	7200	Tweezers, 4 in. (Attachments and Accessories)	10
36565	3727	Oiler (copper plated) with 36566 (Attachments and Accessories) ..	15
36566	3727	Oiler Spout, 9 in. long, for 36565	08
39203	3718	Needle Bar Connecting Link	40
39204	3790	Thread Take-up Cam with 446c	1 25
39213	3797	Throat Plate Needle Hole Bushing for 39457	40
39222	3774	Belt Shifter for 39347	25
39223	3776	" " Clamp for 39347	25
39235	3772	Knife Cam Lever Body for 39329 ...	1 25
39262	3776	" Bar Cap (intermediate) for 39263	1 50
39263	—	Knife Bar Cap (intermediate) 39262 with 1328E, 1517E, 39264 and 39265	2 00
39264	3776	Knife Bar Cap (intermediate) Stop Pin for 39263	20
39265	3776	Knife Bar Cap (intermediate) Stop Pin Spring for 39263	02
39269	3795	Knife Holder with 1336c, 17826, 17830 and two 7298	1 50
39270	3795	Knife Holder Pinion Stud Bracket with 17827	75
39276	3776	Needle Bar Thread Nipper Lever Spring	05
39277	3795	Knife Thread Retainer Finger for 39291	15
39278	3795	Knife Thread Retainer Finger Rivet for 39291	per 100
39290	3774	Belt Cover Bracket with 184E and 17741	75
39291	3795	Knife Thread Retainer with 39277 and two 39278	50

NUMERICAL LIST OF PARTS

NO.	PLATE	NAME	EACH
*39295	—	Shuttle Body with 398E, 2082, 2084, 2211 and two 2212, for 39296	\$ 55
39296	3702	Shuttle complete, Nos. 112D, 466H, 2073, 2075, 2076, 2078, 2080, 2086, 2090 and 39295	1 00
39297	3794	Knife Bar Driving Lever with 190D, 1420E, 17919 and 39298	1 50
39298	3794	Knife Bar Driving Lever Lock Stud for 39297	25
39299	3774	Knife Bar with 704c, 17914, 39300 and two 17814	1 40
39300	3776	Knife Bar Stop Block for 39299	25
39309	3790	Feed Across Lever Bracket with 39310 and three 160D	5 00
*39310	—	Feed Across Lever Bracket Cap for 39309	50
39312	3792	Feed Regulator with 1953	2 00
39313	3794	" " Swivel	80
39329	3772	Knife Cam Lever complete, Nos. 1255D, 19793, 39235, 39330 and 39331	1 80
39330	3776	Knife Cam Lever Slide with 1980, for 39329	50
39331	3776	Knife Cam Lever Slide Screw Washer for 39329	15
39332	3774	Knife Cam Lever Bracket with 1177D Nos. 39343 to 39346 for 39347.	1 50
39343	3774	Stop Cam Interlocking Rod Case Spring (flat)	25
39344	3776	Stop Cam Interlocking Rod Case Spring Bracket with 430c and 1520E	25
39345	3772	Stop Cam Interlocking Rod Case with 18443 and two 193F	4 00
39346	3772	Stop Cam Interlocking Rod Case Bracket	5 35
39347	—	Stop Cam Interlocking Rod Case Bracket complete, Nos. 1182E, 1196c, 1204E, 1254c, 1262c, 1318D, 1508E, 1662c, 17853, 17855, 17859, 17861 to 17864, 17872, 17873, 39222, 39223, 39343 to 39346 and two each 898D, 1186F and 1255D	14 25

NUMERICAL LIST OF PARTS

NO.	PLATE	NAME	EACH
39350	3772	Needle Bar Thread Nipper Driving Lever (adjustable) with 39351 and two 335D	\$1 25
39351	3776	Needle Bar Thread Nipper Driving Lever Extension for 39350	25
39352	3772	Needle Bar Thread Nipper Driving Lever Spring	05
39410	3786	Arch Clamp Check for 39421 and 39482	3 00
39411	3786	Arch Clamp Check Lifting Stud for 39412	10
39411	3786	Arch Clamp Foot Lifting Stud for 39418	10
Nos. 39412 to 39415 for 39421 and 39482.			
39412	3786	Arch Clamp Check Shank with 39411	2 70
39413	3786	" " " Shield	75
39414	3789	" " " Spring	25
39415	3789	" " Foot	7 00
39416	3786	" " " Lifter	1 00
39417	7204	" " " Plate with 1607E and 2000, for 39421, obsolete	1 25
Nos. 39418 to 39420 for 39421 and 39482.			
39418	3787	Arch Clamp Foot Shank with 39411	2 70
39419	3789	" " " Spring	10
39420	3789	" " Frame	4 75
39421	—	Arch Clamp complete, Nos. 23c, 108d, 658d, 39410, 39412 to 39415, 39417 to 39420, 39431, 39433, 39438 to 39451, two each 181d, 191c, 1186c, 1229c, 1547d, 1651d, 17803, three each 206f, 1302d, 1472d, five 613d, six 185h and eight 1053d, obsolete	45 00
*39422	—	Arm	10 00
*39423	—	Bed	10 00
39424	3788	Feed Across Plate with 17741 and 39427	60
39425	3792	Feed Across Plate Spring	20
39426	3788	" " " " Adjusting Bracket	10
39427	3788	Feed Across Plate Spring Stud for 39424	10
39428	3792	Feed Across Regulator	2 00

NUMERICAL LIST OF PARTS

NO.	PLATE	NAME	EACH
39429	3793	Feed Across Regulator Link	\$ 40
39430	3791	" Cam with 17874 and two each 190d and 1192c	13 35
39431	3793	Feed Plate for 39421 and 39482	40
39432	3792	" " Carrier Bar for 39433	1 00
39433	—	" " " " 39432 with 934d, 1195e, 17743, 17802, 17804, 1836S, two 7476 and four 17806, for 39421 and 39482	2 25
39434	3792	Presser Bar	30
39435	7202	" " Lifting Lever with 442c	1 00
39436	3792	" " " " Bracket ..	75
39437	3796	" " " " Hinge Pin	10
39438	3787	Tape Cutting Blade for 39421 and 39482	30
39439	3787	Tape Feeding Foot with 1823, for 39421 and 39482	2 00
39440	7204	Tape Feeding Foot Holder for 39421, obsolete	1 75
Nos. 39441 to 39443 for 39421 and 39482.			
39441	3787	Tape Feeding Foot Latch	50
39442	3787	" " " " Disengaging Wedge	50
39443	3787	Tape Feeding Foot Latch Spring	02
39444	7204	" " " Roller Plate (back) for 39421, obsolete	75
39445	7204	Tape Feeding Foot Roller Plate (front) for 39421, obsolete	75
Nos. 39446 to 39451 for 39421 and 39482.			
39446	3787	Tape Feeding Foot Spring	02
39447	3789	" Guide and Cutter	5 00
39448	3788	" " " " Spring	04
39449	3788	" " " " Bracket for 39415	50
39450	3788	Tape Guide and Cutter Spring Bracket for 39447	50
39451	3788	Tape Guide Cap	5 00
39452	3796	Thread Wiper Body	50
39453	3796	" " " Finger	50
39454	3796	" " " Support	50
39455	3796	" " " Wire	10
39456	3796	" " " " Clamp	10

NUMERICAL LIST OF PARTS

NO.	PLATE	NAME	EACH
39457	3797	Throat Plate with 17749, 39213 and two each 233D, 1208D and 39458 ..	\$3 25
39458	3797	Throat Plate Oil Pad for 39457	per 100 25
Nos. 39478 to 39481 for 39482.			
39478	3786	Arch Clamp Foot Plate with 1607E and 2000	1 25
39479	3787	Tape Feeding Foot Holder	1 75
39480	3787	" " " Roller Plate (back)	75
39481	3787	" " " " (front)	75
39482	—	Arch Clamp complete, Nos. 23c, 108D, 658D, 39410, 39412 to 39415, 39418 to 39420, 39431, 39433, 39438, 39439, 39441 to 39443, 39446 to 39451, 39478 to 39481, two each 181D, 191C, 1186c, 1229c, 1547D, 1651D, 17803, three each 206r, 1302D, 1472D, five 613D, six 185H and eight 1053D ..	45 00
39484	3718	Table Bracket Machine Holder Cushion (leather) for 17875	01
39487	3702	Shuttle Driver with two 457c	2 00
39575	7201	Lifting Lever Chain Hook for 41055..	05
39575	7201	Starting Lever Chain Hook (large) for 41063	05
39576	7201	Starting Lever Chain Hook (small) for 41063	05
39708	7202	Starting Lever Chain Guide (back) Pulley Shaft with 858c, for 41065	50
39708	7202	Starting Lever Chain Guide (front) Pulley Shaft with 858c, for 39716	50
39716	—	Starting Lever Chain Guide (front) complete for 41067, Nos. 14229, 23536, 23538, 39708 and four wood screws 1½ in. No. 12 R.H.B.	1 50
Nos. 41055 to 41057 for 41067.			
41055	—	Lifting Lever Chain, length 62½ in., with 39575	35
41056	7201	Lifting Lever Chain Connecting Link Stop Collar with two 187r	20
41057	7201	Lifting Lever Chain Connection	75
41058	7202	" " " Guide (back) Pulley for 41059	20
41058	7202	Lifting Lever Chain Guide (front) Pulley for 41059	20

NUMERICAL LIST OF PARTS

NO.	PLATE	NAME	EACH
41059	—	Lifting Lever Chain Guide (back) complete for 41067, Nos. 10857, 10858, 41058 and three wood screws 1½ in. No. 12 R.H.B.	\$1 05
41059	—	Lifting Lever Chain Guide (front) complete for 41067, Nos. 10857, 10858, 41058 and three wood screws 1½ in. No. 12 R.H.B.	1 05
41060	7202	Lifting Lever Treadle for 41062	30
41061	7202	" " " Stand for 41062..	25
41062	7202	Lifting Lever Treadle complete for 41067, Nos. 7585, 41060, 41061 and four wood screws 1½ in. No. 12 ..	60
41063	—	Starting Lever Chain, length 69½ in., with 39575 and 39576, for 41067 ..	45
41064	7202	Starting Lever Chain Guide (back) Bracket with 448c, for 41065	30
41065	—	Starting Lever Chain Guide (back) complete for 41067, Nos. 23536, 23538, 39708, 41064 and three wood screws 1½ in. No. 12 R.H.B.	1 50
41066	7200	Platform Ball Caster with three round head brass wood screws ½ in. No. 3 for 79605	50
41067	—	Iron Work complete for 79605 and 79606, Nos. 122D, 127D, 4879, 25493, 27684, 39716, 41055 to 41057, 41062, 41063, 41065, two each 1637D, 27038, 27139, 41059 and eight each 494E and 12620	11 25
41401	7200	Machine Rest Pin (wood)	06
41514	2837	Thread Unwinder Spool Weight, 4 in. diam., with 41515, for 41533 ..	15
41515	3777	Thread Unwinder Spool Weight Centre Pin for 41514	05
41530	2837	Thread Unwinder Spool Rest for 41531	30
41531	—	" " " " 41530 with 1149c and two each 155c and 27623, for 41533	50
41533	2837	Thread Unwinder complete, for two large spools or two large cones of thread, Nos. 27940, 41531, 41631, 41640, two each 27739, 41514 and three wood screws 1 in. No. 12 ..	1 80
41569	3777	Thread Unwinder Thread Guard Eyelet for 41631	02

NUMERICAL LIST OF PARTS

NO.	PLATE	NAME	EACH
41598	3780	Bobbin Winder Base with 27916 and two 28084, for 41713	\$ 50
41600	3780	Bobbin Winder Pulley with 155c, for 41713	50
41631	2837	Thread Unwinder Thread Guard with 208E and two 41569, for 41533	35
		Nos. 41637 to 41639 for 41640.	
41637	2837	Thread Unwinder Thread Guard Rod (lower)	19
41638	2837	Thread Unwinder Thread Guard Rod (upper)	15
41639	2837	Thread Unwinder Thread Guard Rod Coupling with two 456c	20
41640	—	Thread Unwinder Thread Guard Rod complete for 41533, 30 in. long, Nos. 41637 to 41639	45
41711	3780	Bobbin Winder Tension Bracket for 41712	50
41712	3780	Bobbin Winder Tension Bracket complete for 41714, Nos. 2455, 8422, 9780, 15367, 41711 and 41910	60
41713	3780	Bobbin Winder for 41714, Nos. 32D, 35D, 27305, 27321, 27326, 41598, 41600 and 41825	1 65
41714	—	Bobbin Winder (swinging automatic, left hand) complete, Nos. 213D, 41712, 41713 and two 1186c	2 35
41825	3781	Bobbin Winder Frame Spring for 41713	03
41910	3781	Bobbin Winder Tension Stud for 41712	03
50018F	3778	Knife Holder Pinion Stud Bracket Screw	05
50029c	3776	Knife Cam Lever Hinge Screw for 18472	20
50333c	3788	Arm Shaft Bushing (back) Adjusting Screw	04
79605	—	Platform, for iron work, with four each 1385E, 2807 and 41066 ...	5 00 Net
79606	—	Trough Table, 1½ in. thick, 26 in. wide, 33 in. long, with three compartments, 4½ in. deep, 7½ in. wide, 11½ in. long	10 65 Net

PLATE 2837—ONE-FOURTH SIZE

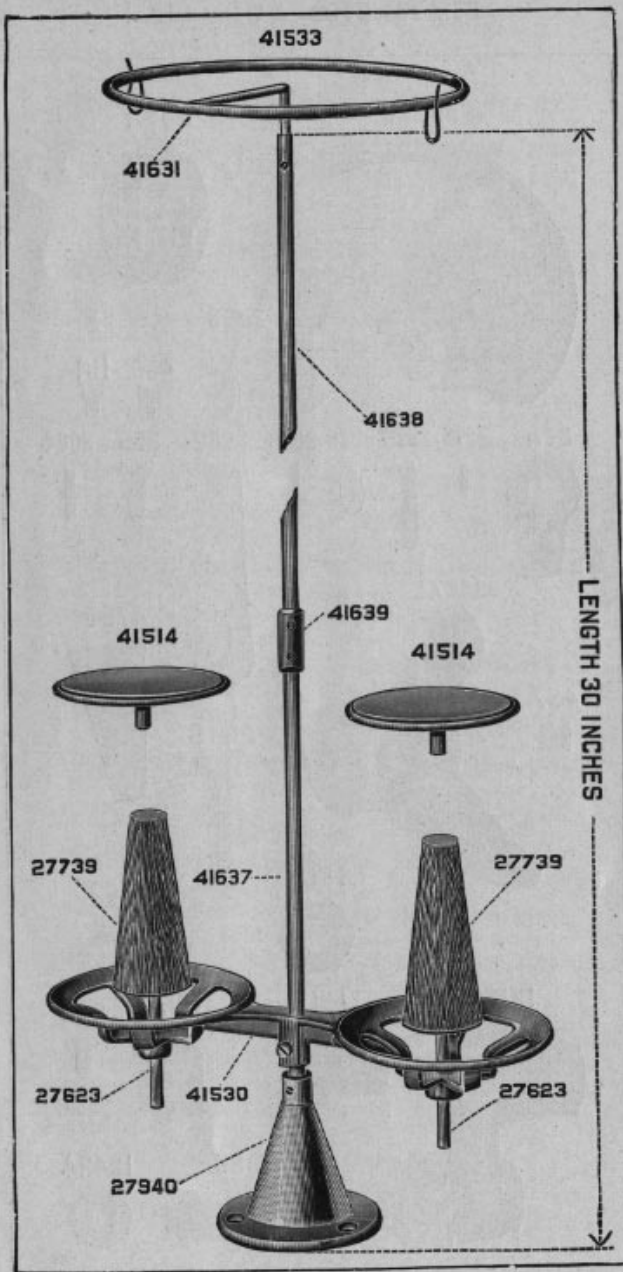


PLATE 3702—FULL SIZE



PLATE 3714—FULL SIZE




PLATE 3718—FULL SIZE




PLATE 3719—FULL SIZE




PLATE 3721—FULL SIZE




PLATE 3724—FULL SIZE




PLATE 3727—ONE-HALF SIZE




PLATE 3772—ONE-HALF SIZE




PLATE 3774—ONE-HALF SIZE




PLATE 3776—FULL SIZE




PLATE 3777—FULL SIZE




PLATE 3778—FULL SIZE




PLATE 3780—ONE-HALF SIZE




PLATE 3781—FULL SIZE




PLATE 3786—FULL SIZE




PLATE 3787—FULL SIZE





PLATE 3788—FULL SIZE

39451




1472



1302



39448



39449



39426



39450




39427



17741



17703



50333



1186



1651



1176



39424





PLATE 3789—ONE-HALF SIZE



8433-3

PLATE 3790—ONE-HALF SIZE




PLATE 3791—ONE-HALF SIZE




PLATE 3792—ONE-HALF SIZE

3053 39432 17831 39434 17837 39425




PLATE 3793—FULL SIZE




PLATE 3794—FULL SIZE




PLATE 3795—FULL SIZE




PLATE 3796—FULL SIZE




PLATE 3797—FULL SIZE




PLATE 3798—FULL SIZE




PLATE 3799—ONE-HALF SIZE




PLATE 7200—ONE-HALF SIZE

11831



41401



35143



7585



41066



17886



4879




PLATE 7201—FULL SIZE

17874



13211



26073



41056



27684



25127




1637



187



41057



127



122




39575



39576



12620



2807



PLATE 7202—ONE-FOURTH SIZE




PLATE 7203—ONE-EIGHTH SIZE





PLATE 7204—FULL SIZE

39417



39445



39440



39444

