

SINGER
72W19

LIST OF PARTS COMPLETE

FOR

Instructions for Ordering

In ordering from this list, use **ONLY** the **PART** number in the **FIRST** column.

The number stamped on a Sewing Machine Part is the number of the Single Part only, except when the part includes Set Screws, Clamping Screws, Studs and Rollers Spun on, Small Wires riveted, or Parts soldered together, etc., which it is necessary to furnish in combination.

Every combination of parts sent out has its specific number which, although not stamped on Parts (except in above cases) must be used when ordering the combination.

Each number always indicates the **SAME PART** in whatever list it appears, or for whatever Machine.

The letters after some of the numbers indicate the style of finish only, as follows:

- A. Hardened, Polished and Plated.
- B. Polished and Plated.
- C. Hardened only.
- D. Polished only.
- E. Soft, not polished.
- F. Hardened and Polished.
- H. Blued

These letters **MUST BE USED** when they appear in the list and **AFTER** the number, as in the list.


In this series

- 200001 to 201500 are Screw Numbers.
- 201501 to 201800 are Nut Numbers.
- 201801 to 202000 are Roller Numbers.
- 202001 and upward are numbers of Machine Parts.

The figures in the second column refer only to the plate in which the illustration of the part is shown and are **NOT TO BE USED** in ordering.

Two or more numbers over a cut indicate that the difference between such parts is not visible in an illustration.

Parts marked with an asterisk (*) are furnished only when repairs are made at the factory.



MACHINE No. 72w19

For Ornamental Hemstitching in Handkerchiefs, Shirt Waists, Neckties, Underwear, etc., with $\frac{1}{4}$ in. Openings. Has Forward Feed.

No.	Plate	Name
*234705		Arm with 202036, 234706, two each 200346c and 213222
204163	12344	Arm Cap
200278u	12311	" " Screw
202248	12307	" " " Washer
213257	13401	" Plate
200571b	11090	" " Screw (2)
204235	13423	" Position Pin (2)
200010c	13402	" Screw (3)
202005	12308	" " Washer (3)
203237	11636	" Shaft
204801	13401	" " Bushing (back) with 202260
202260		Arm Shaft Bushing (back) Oil Packing (wick)

No.	Plate	Name
200352c	11635	Arm Shaft Bushing (back) Set Screw
204802	13401	Arm Shaft Bushing (front) with 202036 and 202260
202260	---	Arm Shaft Bushing (front) Oil Packing (wick)
200502b	11635	Arm Shaft Bushing (front) Oil Packing Thumb Screw
202036	13402	Arm Shaft Bushing (front) Position Pin
200352c	11635	Arm Shaft Bushing (front) Set Screw
204804	13401	Arm Shaft Connection with four 200054e (2)
200054e	12307	Arm Shaft Connection Screw
234739	13428	Auxiliary Piercer
234714	13428	" " Holder with 200117e and 200389c
213261	11097	Auxiliary Piercer Holder Bracket with two 200118e
200118e	13402	Auxiliary Piercer Holder Bracket Screw
200117e	11097	Auxiliary Piercer Holder Screw ..
200389c	11642	" " Set Screw
204174	11636	Balance Wheel, 5 $\frac{1}{2}$ in. diam., (belt groove 2 $\frac{3}{4}$ in. diam.), with 200328c and 200335c
200062h	12311	Balance Wheel Adjusting Screw ..
200328c	12311	" " Position Screw
200335c	12311	" " Set Screw
*213235	---	Bed with 202062, 203249, 213191, two each 200362c, 200516e, 200840e and 202299
202258	12153	Bed Hinge Connection (2)
200570e	12311	" " " Screw (4)
203329	13401	" Slide (back)
203301	13401	" " (front)
213710	11635	Bobbin
203210	12312	" Case Base with 202056, 203211 to 203213 and 203216
203211	12312	Bobbin Case Base Latch
*202056	---	" " " Pin
203212	12312	" " " Plunger ..
203213	12312	" " " Spring
203209	12312	" " Cap with 200984e, 203214, 203215 and two 200594e ..
203214	12312	Bobbin Case Tension Spring
200984c	12312	" " " " Regulating Screw

No.	Plate	Name
200594c	12312	Bobbin Case Tension Spring Screw
203215	12312	" " Thread Guide
200594c	12312	" " " " Screw ..
203216	12312	" " Washer (cloth)
203217	12312	Bobbin Case complete, Nos. 203209 and 203210
213945	11636	Face Plate with 200355h, 203751, 207069, two each 200368h, 202090, 204281 and three 200397h
200053c	12311	Face Plate Screw
203751	13423	" " Thread Guide
200397h	13404	" " " " Set Screw
213946	11636	Face Plate complete, Nos. 200098e, 200318h, 202108, 213213, 213214, 213267, 213935, 213941 to 213945, 219866, 219867, 225604, 228026, two each 200089b, 200290c, 203753 and 204059
213789	11090	Feed Bar with 204189
213765	-----	" " 213789 with 200075e, 200214e, 201525e, 201535e and 204200
200214e	13402	Feed Bar Hinge Screw
201525e	13402	" " " " Nut
214424	13423	" " Spring
204189	11635	" " " Hook
212827	13413	" Dog
200106e	12311	" " Screw (2)
200075e	11090	" " Support Screw
201535e	11090	" " " " Nut
206206	13401	" Driving Cam and Gear, 54 teeth, with two 200383c
206609	-----	Feed Driving Cam and Gear Driving Gear, 18 teeth
213218	11090	Feed Driving Cam and Gear Driving Gear 206609 with two 200348c
200348c	11090	Feed Driving Cam and Gear Driving Gear Set Screw
201816	12307	Feed Driving Cam and Gear Roller
201850	11090	" " " " " " " " 201816 with 200820c
200820c	11635	Feed Driving Cam and Gear Roller Stud
201517e	11090	Feed Driving Cam and Gear Roller Stud Nut
200383c	12311	Feed Driving Cam and Gear Set Screw
213233	11097	Feed Driving Cam and Gear Shaft
213245	13401	" " " " " " " " Bracket

No.	Plate	Name
200036E	11090	Feed Driving Cam and Gear Shaft Bracket Screw (3)
230743	-----	Feed Driving Cam and Gear Shaft Bracket Screw Washer (3)
213172	11636	Feed Driving Rock Shaft
213167	11636	" " " " 213172 with 200002E, 201522E and 204193
202305	12307	Feed Driving Rock Shaft Center (2)
200043C	12311	" " " " " Set Screw (2)
204193	13401	Feed Driving Rock Shaft Connec- tion with 200668C and 201525E ..
200002E	13402	Feed Driving Rock Shaft Connec- tion Hinge Screw
201522E	13402	Feed Driving Rock Shaft Connec- tion Hinge Screw Nut
204200	11635	Feed Driving Rock Shaft Crank with 204189 (on left side) and two 200383C
200383C	12311	Feed Driving Rock Shaft Crank Set Screw
213188	13411	Feed Driving Segment Lever with 213391 and 225526
215700	11635	Feed Driving Segment Lever Clamp with 200031E
215702	-----	Feed Driving Segment Lever Clamp 215700 with 215701
215701	11635	Feed Driving Segment Lever Clamp Block
200031E	12311	Feed Driving Segment Lever Clamp Pinch Screw
200668C	13402	Feed Driving Segment Lever Clamp Screw Stud
201525E	13402	Feed Driving Segment Lever Clamp Screw Stud Nut
203741	-----	Feed Driving Segment Lever Crank with two 200363C
213246	11097	Feed Driving Segment Lever Crank 203741 with 201517E and 201850 ..
200363C	11635	Feed Driving Segment Lever Crank Set Screw
*213391	11635	Feed Driving Segment Lever Shaft
222526	13423	" " " " " " Pin
213809	11101	Feed Driving Segment Lever Shaft Sleeve (split) (left)
204196	12307	Feed Driving Segment Lever Shaft Sleeve (split) (right)
200043C	12311	Feed Driving Segment Lever Shaft Sleeve Set Screw (2)

No.	Plate	Name
201524E	13404	Feed Driving Segment Lever Shaft Sleeve Set Screw Nut (2)
213234	11097	Feed Lifting Cam with 204020 and two 200383C
200383C	12311	Feed Lifting Cam Set Screw
213796	-----	" " Rock Shaft
203321	13412	" " " " 213796 with 203238
202305	12307	Feed Lifting Rock Shaft Center (2)
200043C	12311	" " " " " Set Screw (2)
234717	13423	Feed Lifting Rock Shaft Lever with 200049E and 201807
204020	-----	Feed Lifting Rock Shaft Lever Cushion (leather)
200049E	13402	Feed Lifting Rock Shaft Lever Pinch Screw
201822	-----	Feed Lifting Rock Shaft Lever Roller
201807	11099	Feed Lifting Rock Shaft Lever Roller 201822 with 200261E
200261E	13410	Feed Lifting Rock Shaft Lever Roller Screw Stud
202276	12308	Feed Lifting Rock Shaft Slide Block
203238	12308	" " " " " " 202276 with 200243E and 201531E
200243E	13402	Feed Lifting Rock Shaft Slide Block Hinge Screw
201531E	12308	Feed Lifting Rock Shaft Slide Block Hinge Screw Nut
204206	13402	Feed Regulating Handle
204713	-----	" " " 204206 with 200098E, 202622, 204208, 204209, 204213, 204714 and 204925
204208	12307	Feed Regulating Handle Adjustable Stop
200098E	12307	Feed Regulating Handle Adjustable Stop Screw
204925	13402	Feed Regulating Handle Adjustable Stop Screw Washer
204209	12307	Feed Regulating Handle Position Pin
204714	13402	Feed Regulating Handle Shaft
204211	13402	" " " " Crank with 200098E
204212	12307	Feed Regulating Handle Shaft Crank Link
200271E	12311	Feed Regulating Handle Shaft Crank Link Hinge Screw (lower)

No.	Plate	Name
200291e	12307	Feed Regulating Handle Shaft Crank Link Hinge Screw (upper)
200098r	12307	Feed Regulating Handle Shaft Crank Set Screw
204213	12307	Feed Regulating Handle Shaft Sleeve (split)
200362c	12311	Feed Regulating Handle Shaft Sleeve Set Screw
202622	13402	Feed Regulating Handle Shaft Sleeve Washer
202036	13402	Feed Regulating Handle Stop Pin
204715	---	Feed Regulating Handle complete, Nos. 200291e, 204211, 204212 and 204713
*203239	---	Hook (sewing)
203240	12312	" 203239 with 201253f, 201376f and 203251
203290	12312	Hook and Bobbin Case complete, Nos. 203217 and 203240
203241	12312	Hook Bevel Gear Socket, 24 teeth.
200555n	12312	" " " " Screw
203242	12344	" " Pinion, 24 teeth, with two 200383c (2)
200383c	12311	Hook Bevel Pinion Set Screw
203306	13411	" Counter Shaft
203244	12308	" " " Collar with two 200393c
200393c	12308	Hook Counter Shaft Collar Set Screw
203245	12344	Hook Counter Shaft Driving Gear, 44 teeth, with 200362c and 200439c
200439c	12311	Hook Counter Shaft Driving Gear Position Screw
200362c	12311	Hook Counter Shaft Driving Gear Set Screw
203246	12344	Hook Counter Shaft Gear, 22 teeth, with two 200383c
200383c	12311	Hook Counter Shaft Gear Set Screw
202299	---	Hook Counter Shaft Oil Packing (wick)
200840e	12311	Hook Counter Shaft Oil Packing (wick) Stop Screw
213230	11636	Hook Driving Shaft
213191	13412	" " " Bearing with 202299
202299	---	Hook Driving Shaft Bearing Oil Packing (wick)
202126	12308	Hook Driving Shaft Bearing Position Pin

No.	Plate	Name
200516e	12311	Hook Driving Shaft Bearing Screw
203249	12344	" " " Bushing (eccentric)
202299	---	Hook Driving Shaft Bushing Oil Packing (wick)
200362c	12311	Hook Driving Shaft Bushing Set Screw
213141	11635	Hook Driving Shaft Collar with two 200393c
200393c	12308	Hook Driving Shaft Collar Set Screw
203251	12312	Hook Gib
201376f	13402	" " Hinge Screw
201253f	12312	" " Screw
203307	12335	" Saddle with 202299
202299	---	" " Oil Packing (wick)
200006e	12307	" " Screw (4)
225585	12307	" " " Washer (4)
203254	12312	" Washer
203308	12335	Hook Saddle complete, Nos. 200555n, 203241, 203254, 203290 and 203307
203462	---	Hook Saddle Combination complete, Nos. two 203308
203746	11659	Knee Lifter Connection Lever
227444	---	" " " " 203746 with 203747, 227309 and two 200262n
200262n	13428	Knee Lifter Connection Lever Hinge Screw
227309	11659	Knee Lifter Connection Lever Lifting Rod with 202302
202302	13402	Knee Lifter Connection Lever Lifting Rod Cotter Pin
203747	11659	Knee Lifter Lifting Lever
200262n	13428	" " " " Hinge Screw
213244	11098	Needle Bar (hollow)
213387	---	" " 213244 with 201206f, 213256 and 213398
213222	13402	Needle Bar Bushing
200346c	13402	" " " Set Screw
204248	12307	" " Connecting Link
200658c	12307	" " " " Hinge Screw Stud
201519c	12307	Needle Bar Connecting Link Hinge Screw Stud Nut
204249	12308	Needle Bar Connecting Stud with 200072c and 202277

No.	Plate	Name
202277	---	Needle Bar Connecting Stud Oil Packing (wick)
200072c	12308	Needle Bar Connecting Stud Pinch Screw
221480	13402	Needle Bar Guide with 200086c ..
200086c	12308	" " " Pinch Screw ...
213256	11099	" " Thread Guide
234715	13423	" Holder (left) with two 200117r
234716	13423	Needle Holder (right) with two 200117r
213236	11099	Needle Holder Bracket
213398	---	" " " 213236 with 234715, 234716, two each 200797c, 201183r, 201537n and 225604
201206r	13410	Needle Holder Bracket Screw
201183r	13423	" " Cap Screw
200797c	11099	" " Stud
201537n	12319	" " " Nut
225604	13402	" " " Washer
200117r	11097	" Set Screw
221472	13411	" Vibrating Cam and Gear, 48 teeth
221475	---	Needle Vibrating Cam and Gear 221472 with 200062n and 213203...
200062n	12311	Needle Vibrating Cam and Gear Adjusting Screw
221470	13404	Needle Vibrating Cam and Gear Driving Gear, 16 teeth, with two 200383c
200383c	12311	Needle Vibrating Cam and Gear Driving Gear Set Screw
213802	11098	Needle Vibrating Cam and Gear Segment Lever with 201809, 204928 and 215691
234706	---	Needle Vibrating Cam and Gear Segment Lever Bushing
204922	11099	Needle Vibrating Cam and Gear Segment Lever Connecting Link (lower or upper)
204841	---	Needle Vibrating Cam and Gear Segment Lever Connecting Link 204922 with 204923
204923	11642	Needle Vibrating Cam and Gear Segment Lever Connecting Link Bushing
200110b	13404	Needle Vibrating Cam and Gear Segment Lever Connecting Link Screw

No.	Plate	Name
204924	13404	Needle Vibrating Cam and Gear Segment Lever Connecting Link Screw Washer
213241	11098	Needle Vibrating Cam and Gear Segment Lever Connection (lower) with 214005
213242	11098	Needle Vibrating Cam and Gear Segment Lever Connection (upper) with 214005
213243	11098	Needle Vibrating Cam and Gear Segment Lever Connection Bracket
213277	---	Needle Vibrating Cam and Gear Segment Lever Connection Bracket 213243 with 213241, 213242, two each 201275b, 204841, 204924, 213265 and four 200110b...
200571r	11090	Needle Vibrating Cam and Gear Segment Lever Connection Bracket Screw (lower)
200574e	11642	Needle Vibrating Cam and Gear Segment Lever Connection Bracket Screw (upper)
200791e	13404	Needle Vibrating Cam and Gear Segment Lever Connection Screw Stud Slide (2)
228026	10884	Needle Vibrating Cam and Gear Segment Lever Connection Screw Stud Slide Washer (2) ..
201581r	13404	Needle Vibrating Cam and Gear Segment Lever Connection Screw Stud Slide Wing Nut (2)
213265	11100	Needle Vibrating Cam and Gear Segment Lever Connection Slide Block
201275b	13410	Needle Vibrating Cam and Gear Segment Lever Connection Slide Block Screw
206505	11100	Needle Vibrating Cam and Gear Segment Lever Connection Stop Block
200135e	11642	Needle Vibrating Cam and Gear Segment Lever Connection Stop Block Screw
225908	11100	Needle Vibrating Cam and Gear Segment Lever Connection Stop Block Screw Washer

No.	Plate	Name
206008	-----	Needle Vibrating Cam and Gear Segment Lever Connection Stop Block complete. Nos. 200135e, 206505 and 225908 (2)
*214005	-----	Needle Vibrating Cam and Gear Segment Lever Connection Stud with 204020
201816	12307	Needle Vibrating Cam and Gear Segment Lever Roller
201809	13404	Needle Vibrating Cam and Gear Segment Lever Roller 201816 with 202556
202556	-----	Needle Vibrating Cam and Gear Segment Lever Roller Stud
*204928	-----	Needle Vibrating Cam and Gear Segment Lever Shaft
202574	11635	Needle Vibrating Cam and Gear Segment Lever Shaft Collar with 200380c
200380c	12319	Needle Vibrating Cam and Gear Segment Lever Shaft Collar Set Screw
215691	11642	Needle Vibrating Cam and Gear Segment Lever Shaft Position Pin
213203	13412	Needle Vibrating Cam and Gear Stud
201501b	13404	Needle Vibrating Cam and Gear Stud Nut
200343c	13404	Needle Vibrating Cam and Gear Stud Set Screw
213240	11100	Needle Vibrating Lever (2)
213250	11100	" " " Bearing (left)
234704	11100	Needle Vibrating Lever Bearing (right)
204020	-----	Needle Vibrating Lever Friction (leather)
200117F	11097	Needle Vibrating Lever Set Screw
213826	13413	Piercer
213260	13411	" Bar
214003	-----	" " 213260 with 213262 and 221481
221481	13404	Piercer Bar Bushing (lower)
200352c	11635	" " " " Set Screw
213262	11100	Piercer Bar Bushing (upper)
200352c	11635	" " " " Set Screw

No.	Plate	Name
213248	11100	Piercer Bar Driving Cam with two 200362c
213258	11100	Piercer Bar Driving Cam Connection with 200057h and 200066b ..
213247	11642	Piercer Bar Driving Cam Connection 213258 with 200128e, 213248 and 213740
221461	11642	Piercer Bar Driving Cam Connection Crank with 200070c, 200740c and 201520u
200740c	11101	Piercer Bar Driving Cam Connection Crank Ball Screw
201520u	11101	Piercer Bar Driving Cam Connection Crank Ball Screw Nut
200070c	11642	Piercer Bar Driving Cam Connection Crank Pinch Screw
200057h	13404	Piercer Bar Driving Cam Connection Pinch Screw
200066b	11642	Piercer Bar Driving Cam Connection Pinch Screw
213740	11101	Piercer Bar Driving Cam Retaining Washer
200128e	11642	Piercer Bar Driving Cam Retaining Washer Screw
200362c	12311	Piercer Bar Driving Cam Set Screw
213249	11101	" " Lifting Bracket with two 201052c
201052c	13423	Piercer Bar Lifting Bracket Set Screw
213804	13411	Piercer Bar Lifting Rock Shaft
215720	11642	" " " " " Bushing (2)
201254c	13110	Piercer Bar Lifting Rock Shaft Bushing Set Screw (2)
201524e	13404	Piercer Bar Lifting Rock Shaft Bushing Set Screw Nut (2)
204197	11635	Piercer Bar Lifting Rock Shaft Collar with 200113e
200113e	12308	Piercer Bar Lifting Rock Shaft Collar Set Screw
*213738	-----	Piercer Bar Lifting Rock Shaft Crank with 201812
213255	11098	Piercer Bar Lifting Rock Shaft Crank 213738 with 203339 and 213804
214004	-----	Piercer Bar Lifting Rock Shaft Crank 213255 with 213249
203339	11642	Piercer Bar Lifting Rock Shaft Crank Position Pin

No.	Plate	Name
201812	11642	Piercer Bar Lifting Rock Shaft Crank Roller and Stud
213253	11101	Piercer Holder with 200117F
200076D	11642	" " Screw
200117F	11097	" Set Screw
213791	13411	Presser Bar (hollow)
204252	12308	" " Lifter
200550C	12311	" " " Hinge Screw ...
202179	11643	" " Lifting Bracket with 200387C
204254	12307	Presser Bar Lifting Bracket Position Guide
200362C	12311	Presser Bar Lifting Bracket Position Guide Set Screw
200387C	11643	Presser Bar Lifting Bracket Set Screw
204327	---	Presser Bar Packing Washer (felt)
200504E	13404	" " Screw Bushing (lower)
204255	13404	" " Spring
200491B	12344	" " Thumb Screw (pressure regulating)
200436E	13404	Presser Foot Adjusting Screw
200086E	12308	" " " " Clamp Screw
221479	13404	Presser Foot Hinge Pin
229685	13404	" " " Stud
200397H	13404	" " " " Set Screw
229706	13407	" " Plate (left)
229707	13407	" " " (right)
206653	14214	" " Shank (left) with 200086E, 200397H and 200436E ..
229775	14214	Presser Foot Shank 206653 with 221479 and 229706
229796	13407	Presser Foot Shank (right) with 200086E
229776	14214	Presser Foot Shank 229796 with 221479 and 229707
200086E	12308	Presser Foot Shank (right) Set Screw
229674	13407	Presser Foot Spring
202737	13404	" " " Collar with 200380C
200380C	12319	Presser Foot Spring Collar Set Screw
229711	14214	Presser Foot (hinged) (narrow) complete, Nos. 229685, 229775 and 229776
202068	12153	Spool Holder Base
204551	11636	" " " Bracket (for two spools)

No.	Plate	Name
200257D	13404	Spool Holder Base Bracket Screw
204552	11636	Spool Holder Base Bracket complete, Nos. 204551, two each 200575H and 204297
200575H	12311	Spool Holder Base Screw
204296	12153	" " Wire
200079H	12311	" " " Hinge Screw ...
204297	12153	Spool Holder complete, Nos. 200079H, 202068 and 204296
212920	---	Take-up Cam with 200335C and 200430C
203268	13411	Take-up Cam 212920 with 200383C, 200658C and 201519E
203172	12307	Take-up Cam Friction Washer ...
200430C	12311	" " Position Screw
200383C	12311	" " " " Check Screw
200335C	12311	Take-up Cam Set Screw
203311	13404	" Lever
221454	---	" " 203311 with 204263 ..
204263	13404	" " Bearing with 204264 ..
204264	11643	" " " Position Pin ..
200042E	12311	" " " Screw
201816	12307	" " Roller
203312	13404	Take-up Lever complete, Nos. 200042E, 201816 and 221454
202402	11643	Tension Disc
202090	11643	" " Position Pin
213267	11101	" Release Cam
200290C	13413	" " " Screw
207069	13423	" " " Stop Pin
213213	13413	" " Lever
200290C	13413	" " " Screw
213214	13413	" " " Spring
200318H	13413	" " " " Screw ...
202075	11643	" " Plunger
203750	13423	" " Slide
206608	13423	" " " Spring
13710	13128	" Spring
200632B	11643	" Stud
200397H	13404	" " Set Screw
201572B	10881	" Thumb Nut
204271	11643	" Washer
203753	13428	Tension complete, Nos. 13710, 200632B, 201572B, 202075, 204271 and two 202402
213934	11644	Thread Controller Bracket

No.	Plate	Name
213935	—	Thread Controller Bracket 213934 with 200152u, 213937 to 213939, two each 200315u, 202098, 213936 and four 213940
202108	13404	Thread Controller Bracket Position Pin
200098r	12307	Thread Controller Bracket Screw ..
213936	11644	" " Plate
202098	11644	" " Roller
213937	11644	" " " Guard (back)
213938	11644	" " " " (front)
213939	11644	" " " " Clamp
200152u	11644	" " " " " Screw
213940	11644	Thread Controller Roller Guard Clamp Screw Washer
200315u	11644	Thread Controller Roller Screw ..
219866	11644	" " Spring (back)
219867	11644	" " " (front)
213942	11644	" " " Adjusting Collar (back)
200089u	11635	Thread Controller Spring Adjusting Collar (back) Clamp Screw
225604	13402	Thread Controller Spring Adjusting Collar (back) Clamp Screw Washer
213941	11644	Thread Controller Spring Adjusting Collar (front) with 200397u
200397u	13404	Thread Controller Spring Adjusting Collar (front) Set Screw
213943	11644	Thread Controller Spring Stop (adjustable)
200089u	11635	Thread Controller Spring Stop Screw
213944	11644	Thread Controller Spring Stud ...
200355u	12319	" " " " Set Screw
228026	10884	Thread Controller Spring Stud Washer
203313	13413	Thread Guide
204459	13413	" " (2)
204281	11643	" Retainer Guide Wire
202091	11643	" " Sleeve
202092	11643	" " Spring (spiral)
204058	11643	" " Stud
200368u	11643	" " " Set Screw
204059	11643	Thread Retainer complete, Nos. 202091, 202092 and 204058

No.	Plate	Name
212826	13413	Throat Plate with 212863 and two 200587u
200161u	12319	Throat Plate Clamp Screw
212863	13413	" " Needle Guard
200587u	13413	" " " " Screw ..
202062	12308	" " Position Pin
200577u	12311	" " Screw

MACHINE No. 72w20

Same as No. 72w19 with the following exceptions:

No.	Plate	Name
234744	13428	Auxiliary Piercer, in place of 234739
234756	13426	Feed Dog, in place of 212827
234767	—	Needle Bar 213244 with 201206F, 213256 and 234765, in place of 213387
234764	13423	Needle Holder Bracket, in place of 213236
234765	—	Needle Holder Bracket 234764 with 234715, 234716, 234766, two each 200172n, 200797c, 201183F, 201537n and 225604, in place of 213398
234766	13423	Needle Holder Thread Guide
200172n	13423	" " " " Screw
234768	13424	" Vibrating Cam and Gear, 48 teeth, in place of 221472
234769	—	Needle Vibrating Cam and Gear 234768 with 200062n and 213203, in place of 221475
213388	13412	Needle Vibrating Cam and Gear Segment Lever Connection (low- er) with 214005, in place of 213241
234752	13424	Needle Vibrating Cam and Gear Segment Lever Connection (up- per) with 214005, in place of 213242
234753	—	Needle Vibrating Cam and Gear Segment Lever Connection Bracket 213243 with 213388, 234752, two each 201275n, 204841, 204924, 213265 and four 200110n, in place of 213277
234754	13423	Piercer, in place of 213826
234757	—	Presser Foot Plate (left), in place of 229706
234770	—	Presser Foot Plate (right), in place of 229707
234759	—	Presser Foot Shank (left) with 200086F, 200397n and 200436F, in place of 206653
234760	13426	Presser Foot Shank 234759 with 221479 and 234757, in place of 229775

No.	Plate	Name
234761	—	Presser Foot Shank (right) with 200086F, in place of 229796
234771	13426	Presser Foot Shank 234761 with 221479 and 234770, in place of 229776
234772	13426	Presser Foot (hinged) complete, Nos. 229685, 234760 and 234771, in place of 229711
234755	13426	Throat Plate, in place of 212826

ACCESSORIES

FOR MACHINE No. 72w19

No.	Plate	Name
234739	13428	Auxiliary Piercer
213710	11635	Bobbin (10)
*225482	---	" Case Screw Driver Blade ..
*225483	---	" " " " Handle ..
225497	12153	Bobbin Case Screw Driver complete, Nos. 225482 and 225483 ..
225486	13410	Needle Holder Stud Nut Wrench...
213825	13413	Piercer
213826	13413	"
234702	---	Tweezers
130 x 3	---	Needles, twelve, size 12
228213	---	Drip Pan with four wood screws $\frac{1}{2}$ in., No. 5
41400	12153	Machine Rest Pin (wood)
120342	12153	Oiler with 120343
120343	12153	" Spout, $3\frac{1}{2}$ in. long
*225484	---	Screw Driver Blade
*225485	---	" " Handle
225498	12153	Screw Driver complete ($7\frac{1}{4}$ in. long, Nos. 225484 and 225485 ...
225554	12153	Wrench (steel)

BOBBIN WINDER

Swing Automatic, Right Hand

225453	10884	Frame with 202277 and 225438
225454	10884	" Hinge Pin
202277	---	" Oil Packing (wick)
225438	10884	" " Well Cap
225455	10884	" Spring
225456	10884	" Plunger
202473	10885	Pulley with 200380c
200380c	12319	" Set Screw
225381	10884	Spindle
225444	10884	Stop Latch
200056E	10884	" " Screw
225458	10884	" " Thumb Lever
225459	10884	" " " " Hinge Stud
225460	10884	" " " " Joint Stud
202478	10884	" " Trip Lever
200299n	10884	" " " " Hinge Screw

No.	Plate	Name
225461	10881	Tension Bracket with 201499b
200082b	10881	" " Screw
228026	10884	" " " Washer
2102	10881	" Disc
202407	10881	" Spring
201499b	10881	" Stud
201572b	10881	" " Thumb Nut
225462	10881	Bobbin Winder Tension Bracket complete, Nos. 201572b, 202407, 225461 and two 2102
225433	10885	Bobbin Winder and Tension Bracket Base
225382	10885	Universal Bobbin Winder complete, Nos. 200056E, 200082b, 200299n, 202473, 202478, 225381, 225433, 225444, 225453 to 225456, 225458 to 225460, 225462, 228026 and two wood screws $\frac{3}{4}$ in., No. 12, R.H.B.

KNEE LIFTER

227781	11659	Knee Lifter Rock Lever with 200522c and 200529c
227782	---	Knee Lifter Rock Lever 227781 with two each 202451 and 202452
227783	11659	Knee Lifter Rock Lever 227782 with 202985 and 227728
202453	11659	Knee Lifter Rock Lever Knee Plate with 200526c
202985	---	Knee Lifter Rock Lever Knee Plate 202453 with 202455
202455	11659	Knee Lifter Rock Lever Knee Plate Arm (short)
200522c	12319	Knee Lifter Rock Lever Knee Plate Arm Set Screw
200526c	12319	Knee Lifter Rock Lever Knee Plate Set Screw
202451	11659	Knee Lifter Rock Lever Lug with two wood screws $\frac{3}{4}$ in., No. 12n...
202452	12319	Knee Lifter Rock Lever Lug Hinge Pin
227728	11659	Knee Lifter Rock Lever Rod, 3 in. long, with 227729
*227729	---	Knee Lifter Rock Lever Rod Cap or Oil Guard
200529c	12319	Knee Lifter Rock Lever Rod Set Screw

(Other Knee Lifter Parts are listed with parts of machine head)

FOR MACHINE No. 72w20

Same as Machine No. 72w19 with the following exceptions:

No.	Plate	Name
234744	13428	Auxiliary Piercer, in place of 234739
234754	13423	Piercer, in place of 213825
(213826		Piercer, not used)

PRESSER FEET

FOR MACHINE No. 72w19

200436F	13404	Presser Foot Adjusting Screw
200086F	12308	" " " " Clamp Screw
221479	13404	Presser Foot Hinge Pin
229685	13404	" " " Stud
200397H	13404	" " " " Set Screw
229706	13407	" " Plate (left)
229707	13407	" " " (right)
206653	14214	" " Shank (left) with 200086F, 200397H and 200436F ..
229775	14214	Presser Foot Shank 206653 with 221479 and 229706
229796	13407	Presser Foot Shank (right) with 200086F
229776	14214	Presser Foot Shank 229796 with 221479 and 229707
200086F	12308	Presser Foot Shank (right) Set Screw
229711	14214	Presser Foot (hinged) (narrow) complete, Nos. 229685, 229775 and 229776
200436F	13404	Presser Foot Adjusting Screw
200086F	12308	" " " " Clamp Screw
221479	13404	Presser Foot Hinge Pin
229685	13404	" " " Stud

No.	Plate	Name
200397H	13404	Presser Foot Hinge Stud Set Screw
229706	13407	" " Plate (left)
229835	---	" " " (right)
229672	---	" " Shank (left) with 200086F, 200397H and 200436F ..
229772	---	Presser Foot Shank 229672 with 221479 and 229706
229796	13407	Presser Foot Shank (right) with 200086F
229836	---	Presser Foot Shank 229796 with 221479 and 229835
200086F	12308	Presser Foot Shank (right) Set Screw
229837	13407	Presser Foot (hinged) complete, Nos. 229685, 229772 and 229836 ..

CORD HOLDER

213289	11098	Cord Holder
200809B	11097	" " Screw

HEMMERS

No.	Plate	Name
230192	11649	Hemmer on Shank, for hems from $\frac{1}{8}$ to $\frac{1}{2}$ inch

Note: State width required on order.

HEMMER (REVERSE)

230190	11649	Hemmer on Shank, for hems from $\frac{1}{8}$ to $\frac{3}{8}$ inch
--------	-------	--

Note: State width required on order.

HEMMER

(Right Hand)

Folds $\frac{1}{8}$ in. Hem

230524	14606	Base Plate with 225706
225706	13410	" " Position Pin
200246B	13410	" " Screw
201525E	13402	" " " Nut
225708	13410	" " Spring
230713	11650	Folder on Shank
200187B	13410	" " " Screw
230484	13410	" " " Washer
230714	11651	Tongue with two 200133B
200133B	13410	" Screw
230711	11652	Hemmer complete, Nos. 200246B, 201525E, 225708, 230484, 230524, 230713, 230714 and two 200187B..

HEMMER

(Right Hand)

Folds $\frac{3}{8}$ in. Hem

230524	14606	Base Plate with 225706
225706	13410	" " Position Pin
200246B	13410	" " Screw
201525E	13402	" " " Nut
225708	13410	" " Spring
230715	11650	Folder on Shank
200187B	13410	" " " Screw
230484	13410	" " " Washer
230716	11651	Tongue with two 200103B
200103B	13410	" Screw
230712	11652	Hemmer complete, Nos. 200246B, 201525E, 225708, 230484, 230524, 230715, 230716 and two 200187B..

HEMMER

(Right Hand) (Small Opening)

Folds $\frac{1}{8}$, $\frac{3}{8}$ and $\frac{1}{4}$ in. Hems

Note: State width of hem required.

No.	Plate	Name
230524	14606	Base Plate with 225706
225706	13410	" " Position Pin
200246B	13410	" " Screw
201525E	13402	" " " Nut
225708	13410	" " Spring
230532	14608	Folder on Shank
200187B	13410	" " " Screw
230484	13410	" " " Washer
230533	14608	Tongue with two 200133B
200133B	13410	" Screw
230535	14609	Hemmer complete, Nos. 200246B, 201525E, 225708, 230484, 230524, 230532, 230533 and two 200187B ..

HEMMER

(Right Hand) (Large Opening)

Folds $\frac{1}{8}$, $\frac{3}{8}$ and $\frac{1}{4}$ in. Hems

Note: State width of hem required.

230898	13425	Base Plate
200246B	13410	" " Screw
201525E	13402	" " " Nut
225708	13410	" " Spring
230899	13425	Folder on Shank
200187B	13410	" " " Screw
230484	13410	" " " Washer
230900	13425	Tongue with two 200164B
200164B	13410	" Screw
230901	13425	Hemmer complete, Nos. 200246B, 201525E, 225708, 230484, 230898 to 230900 and two 200187B

HEMMER

(Right Hand)

Folds Hems from $\frac{1}{8}$ to $2\frac{1}{2}$ in., in steps of $\frac{1}{8}$ inch

Note: State width of hem required.

230524	14606	Base Plate with 225706
225706	13410	" " Position Pin
200246B	13410	" " Screw
201525E	13402	" " " Nut

No.	Plate	Name
225708	13410	Base Plate Spring
230540	11650	Folder on Shank
200187B	13410	" " " Screw
230484	13410	" " " " Washer
230539	11651	Tongue with two 200103D
200103D	13410	" Screw
230542	14609	Hemmer complete, Nos. 200246B, 201525E, 225708, 230484, 230524, 230539, 230540 and two 200187B...

HEMMER (REVERSE)

(Right Hand)

Folds Hems from $\frac{1}{4}$ to $2\frac{3}{4}$ in., in steps of $\frac{1}{16}$ inch

Note: State width of hem required.

230756	11651	Base Plate with 225706
225706	13410	" " Position Pin
200246B	13410	" " Screw
201525E	13402	" " " Nut
225708	13410	" " Spring
230537	14608	Folder on Shank
200187B	13410	" " " Screw
230484	13410	" " " " Washer
230536	14608	Tongue with two 200103D
200103D	13410	" Screw
230538	11652	Hemmer (reverse) complete, Nos. 200246B, 201525E, 225708, 230484, 230536, 230537, 230756 and two 200187B

HEMMER (ADJUSTABLE)

(Right Hand)

Folds Hems from $\frac{1}{2}$ to $2\frac{1}{4}$ inches

230524	14606	Base Plate with 225706
225706	13419	" " Position Pin
200246B	13410	" " Screw
201525E	13402	" " " Nut
225708	13410	" " Spring
230519	14606	Bracket (lower) with two 200078D
200158B	13410	" " Screw
230484	13410	" " Washer
230521	14606	" (upper) with 200462B and two 200160B
200078D	12307	Bracket (upper) Screw
230518	14606	Folder Arm and Guard (left)
200160B	13410	" " " " Screw
230520	14606	" and Arm (right)

No.	Plate	Name
200462B	13410	Folder and Arm (right) Adjustable Thumb Screw
226163	13410	Folder and Arm (right) Adjustable Thumb Screw Washer
230523	14606	Tongue (left) with two 200161B ..
200164B	13410	" " Screw
230522	14606	" (right) with two 200164B ...
200164B	13410	" " Screw
230525	14609	Hemmer (adjustable) complete, Nos. 200246B, 201525E, 225708, 226163, 230484, 230518 to 230524 and two 200158B

HEMMER (REVERSE) (ADJUSTABLE)

(Right Hand)

Folds Hems from $\frac{1}{2}$ to $2\frac{1}{2}$ inches

230529	14607	Base Plate with 225706
225706	13410	" " Position Pin
200246B	13410	" " Screw
201525E	13402	" " " Nut
225708	13410	" " Spring
230528	14607	Folder Arm and Guard (left) with two 200155E
200187B	13410	Folder Arm and Guard (left) Screw " " " " " "
230484	13410	Washer
230526	14607	Folder and Arm (right) with two 200155E
200469B	13410	Folder and Arm (right) Adjustable Thumb Screw
226163	13410	Folder and Arm (right) Adjustable Thumb Screw Washer
230530	14607	Tongue (left)
230527	14607	" (right)
200155E	13410	" Screw
230531	14609	Hemmer (reverse) (adjustable) complete, Nos. 200246B, 200469B, 201525E, 225708, 226163, 230484, 230526 to 230530 and two 200187B

HEMMER (ADJUSTABLE)

(Left Hand)

Folds Hems from $\frac{1}{2}$ to $2\frac{1}{4}$ inches

230516	14605	Base Plate with 225706
225706	13410	" " Position Pin
200246B	13410	" " Screw
201525E	13402	" " " Nut
225708	13410	" " Spring

No.	Plate	Name
230515	14605	Bracket (lower) with two 200078b
200158R	13410	" " Screw
230484	13410	" " Washer
230514	14605	" (upper) with 200462b and two 200160b
200078D	12307	Bracket (upper) Screw
230510	14605	Folder Arm and Guard (right)
200160B	13410	" " " " Screw
230511	14605	" and Arm (left)
200462B	13410	" " " " Adjustable Thumb Screw
226163	13410	Folder and Arm (left) Adjustable Thumb Screw Washer
230512	14605	Tongue (left) with two 200164b ...
200164B	13410	" " Screw
230513	14605	" (right) with two 200164b ...
200164B	13410	" " Screw
230517	14609	Hemmer (adjustable) (left hand) complete, Nos. 200246b, 201525b, 225708, 226163, 230484, 230510 to 230516 and two 200158b

BOX PLAITER

(ADJUSTABLE)

230001	14526	Base Plate
230002	14526	" " Arm Bracket with two 200344c
200344c	14527	Base Plate Arm Bracket Adjusting Screw
200048B	14527	Base Plate Arm Bracket Screw ..
230003	14526	" " Cloth Guide (left)
230004	14526	" " " " (right)
200169B	14527	" " " " Screw
200048B	14527	" " Screw
230005	14527	Folder Blade (left) (adjustable) ..
230006	14527	" " (right) (adjustable) ..
230007	14526	" " Plate
200344c	14527	" " " Adjusting Screw
200053B	12311	" " " Screw

No.	Plate	Name
200169b	14527	Folder Blade Screw
230008	14527	Presser Foot
230009	14528	Space Gauge (left)
230010	14528	" " (right)
230011	14528	" " Adjustable Slide (left)
230012		" " " " 230011 with 200176b, 200186b, 202603 and 230009
230013	14528	Space Gauge Adjustable Slide (right)
230014	14529	Space Gauge Adjustable Slide 230013 with 200176a, 200186b, 202603 and 230010
200186B	14527	Space Gauge Screw (long)
202603	14527	" " " " Washer
200176b	14527	" " " (short)
200472b	14527	" " Thumb Screw
202603	14527	" " " " Washer
230015	14529	Box Plaiter (adjustable) complete, Nos. 200472b, 202603, 230001 to 230008, 230012, 230014, two 200053b, four 200169a and five 200048b

LAP SEAM FELLER

(ADJUSTABLE)

For Joining Lace to Cloth or Two Pieces of Cloth with
Double Hemstitch

230260	14581	Base Plate
200157B	13410	" " Screw
230258	14581	Folder on Shank (left)
230259	14581	" " " (right)
200170B	13410	" Screw
230261	14581	Lap Seam Feller (adjustable) com- plete, Nos. 230258 to 230260 and two 200170B

PICOT EDGE CUTTING DEVICE

No.	Plate	Name
234719	13421	Blade (lower)
350124c	13427	" " Position Screw Stud
201634b	13427	" " " " " "
		Thumb Nut
202603	14527	Blade (lower) Position Screw Stud Washer
234720	13421	Blade (upper)
234721	13421	" Arm
234722	13421	" " Bracket with 200036b ..
200036b	11090	" " " Pinch Screw
234723	13421	" " " Support
200082b	10881	" " Screw
234735	13421	" " Shim
234724	13421	" Hinge Stud
200162b	13427	" " " Cap Screw
234725	13421	" Operating Connection
350125f	13427	" " " Hinge Screw (lower)
201319c	13427	Blade Operating Connection Hinge Screw (upper)
234726	13421	Blade Operating Lever
350126c	13427	" " " Screw
201706c	13427	" " " " Nut
221486	13427	" Spring
234728	---	Picot Edge Cutting Device complete, Nos. 200162b, 201319c, 201634b, 201706c, 202603, 221486, 234719 to 234726, 350124c, 350125f, 350126c, two each 200082b and 234735
200436f	13404	Presser Foot Adjusting Screw
200086f	12308	" " " " " Clamp Screw
221479	13404	Presser Foot Hinge Pin
229685	13404	" " " Stud
200397H	13404	" " " " Set Screw
234729	---	" " Plate (left)
234730	---	" " " (right)
234736	---	" " Shank (left) with 200086f, 200397H and 200436f ..
234731	13427	Presser Foot Shank 234736 with 221479 and 234729
229796	13407	Presser Foot Shank (right) with 200086f

No.	Plate	Name
234732	13427	Presser Foot Shank 229796 with 221479 and 234730
234733	13427	Presser Foot (hinged) complete, Nos. 229685, 234731 and 234732..
234734	---	Picot Edge Cutting Device and Presser Foot complete, Nos. 234728 and 234733

OBSOLETE PARTS

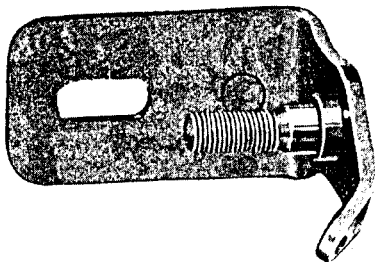
202470	12320	Bobbin Winder Base
202471	12320	" " Frame
202472	12319	" " " Spring
202474	12320	" " Spindle
227522	12319	" " Stop Latch
202477	12319	" " " " Thumb Lever
227523	12320	Bobbin Winder complete, Nos. 200056e, 200161b, 200221b, 201537H, 202470 to 202474, 202477, 202478, 227522, three 200299H and two round head wood screws $\frac{3}{4}$ in., No. 12
202480	12320	Bobbin Winder Spool Holder Base with 200355H and 202484
202481	12320	Bobbin Winder Spool Holder Base Spool Pin
202482	12319	Bobbin Winder Spool Holder Ten- sion Disc (lower or upper)
202483	12319	Bobbin Winder Spool Holder Ten- sion Disc Spring (brass)
202484	12319	Bobbin Winder Spool Holder Ten- sion Disc Thread Guide
202485	12320	Bobbin Winder Spool Holder com- plete, Nos. 200011c, 202480, 202481, 202483, two 202482 and one wood screw 1 in., No. 12

No.	Plate	Name
213290	11652	Face Plate with 200366n, 202087, 207069, two each 200368n, 200397n and 202090
213266	11097	Face Plate Thread Guide
213291	11652	Face Plate complete, Nos. 200161n, 200303n, 200577n, 202088, 213213, 213214, 213231, 213256, 213267, 213290, two each 200290c, 201537n, 204059, 213872 and three 225604
230534	----	Hemmer Base Plate with 225706 ..
203250	12308	Hook Driving Shaft Collar with two 200393c
213239	11099	Needle Holder Stop Screw Washer
213198	13410	" Vibrating Cam and Gear Driving Gear, 16 teeth, with two 200383c
215697	13411	Needle Vibrating Cam and Gear, 48 teeth
215698	---	Needle Vibrating Cam and Gear 215697 with 200062n and 213203..
234751	13124	Needle Vibrating Cam and Gear Segment Lever Connection (lower) with 214005
213811	13410	Piercer Bar Lifting Rock Shaft Bushing
Nos. 229681 to 229684, for 229705 and 229727		
229681	14204	Presser Foot Bracket
229682	14204	" " Heel Spring
229683	14204	" " " " Post
229684	14204	" " " " Washer
229703	14204	" " Plate (left), for 229769
229704	14204	" " " (right), for 229795
206651	----	" " Shank (left) with 229949, for 229763 and 229769 ..
229769	13407	Presser Foot Shank 206651 with 221479 and 229703, for 229705 ..
206652	----	Presser Foot Shank (right) with 229949, for 229764 and 229795 ..
229795	13407	Presser Foot Shank 206652 with 221479 and 229704, for 229705 ..
229705	14204	Presser Foot (hinged) complete, Nos. 206487, 207127, 229681 to 229684, 229769, 229795, two each 200057c, 201537c and 207125, to be used with Presser Bar 204251
229725	13408	Presser Foot Plate (left), for 229763
229726	13408	" " " (right), for 229764
229763	13408	" " Shank 206651 with 221479 and 229725, for 229727 ..

No.	Plate	Name
229764	13408	Presser Foot Shank 206652 with 221479 and 229726, for 229727 ..
229727	13408	Presser Foot (hinged) complete, Nos. 206487, 207127, 229681 to 229684, 229763, 229764, two each 200057c, 201537c and 207125, to be used with Presser Bar 204251 ..
229731	13409	Presser Foot Plate (left) with 200486b and 213648, for 229791 ..
229732	13409	Presser Foot Plate (right), for 229792
229791	13409	Presser Foot Shank 207136 with 200175n, 205979, 207140 and 229731, for 229733
229792	13409	Presser Foot Shank 207137 with 200175n, 205979, 207140 and 229732, for 229733
213648	13409	Presser Foot (left) Strip Guide, for 229731
229733	13409	Presser Foot (hinged) (adjustable) complete, Nos. 207138, 229791, 229792, two each 200112n and 223023, to be used with Presser Bar 221468
229739	13409	Presser Foot (hinged) (adjustable) complete, Nos. 207138, 229787, 229788, two each 200112n and 223026, to be used with Presser Bar 221468
234703	13413	Tension Release Lever Stop
213805	11101	Thread Controller Roller Guard Washer Thread Guard
213231	13410	Thread Controller and Spring complete, Nos. 202085 and 203745 ..
203745	13423	Thread Controller complete, Nos. 200300c, 200581n, 202698, 204274, 204275, 204333 and 213805

PLATE 16881—FULL SIZE

225461




200082




202104



2102



225462



202407



201499

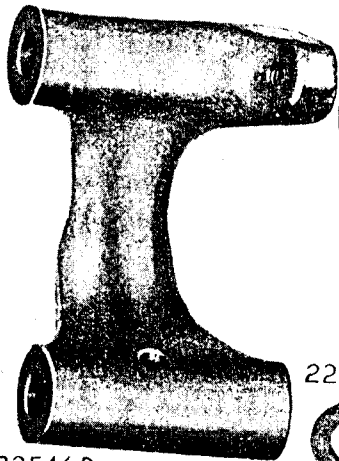


201572

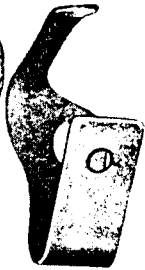


PLATE 10884—FULL SIZE

225453




225444 202478



228026



225458



225460



225454



200299



225438



200056



225459



200105



225456



225381



225455



PLATE 10885—ONE-FOURTH SIZE

225433



202473



225382



PLATE 11090—FULL SIZE

200571



200075



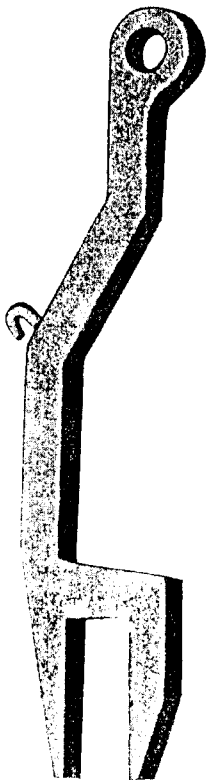
200348



201535



213789



200036



201850



201517



213218


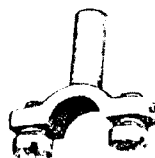


PLATE 11097—FULL SIZE

213261



200117



213266




213246



213233

213234



200809



PLATE 11098—ONE-HALF SIZE

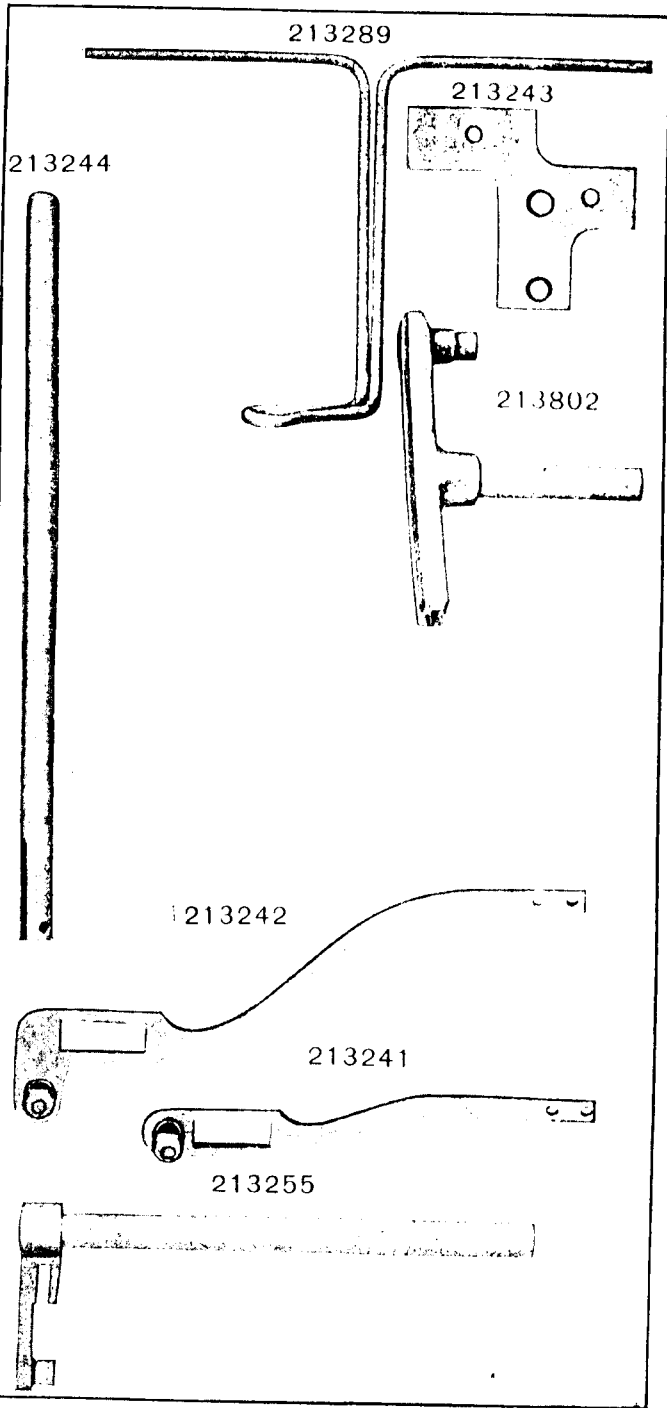


PLATE 11099—FULL SIZE




PLATE 11100—FULL SIZE

213265



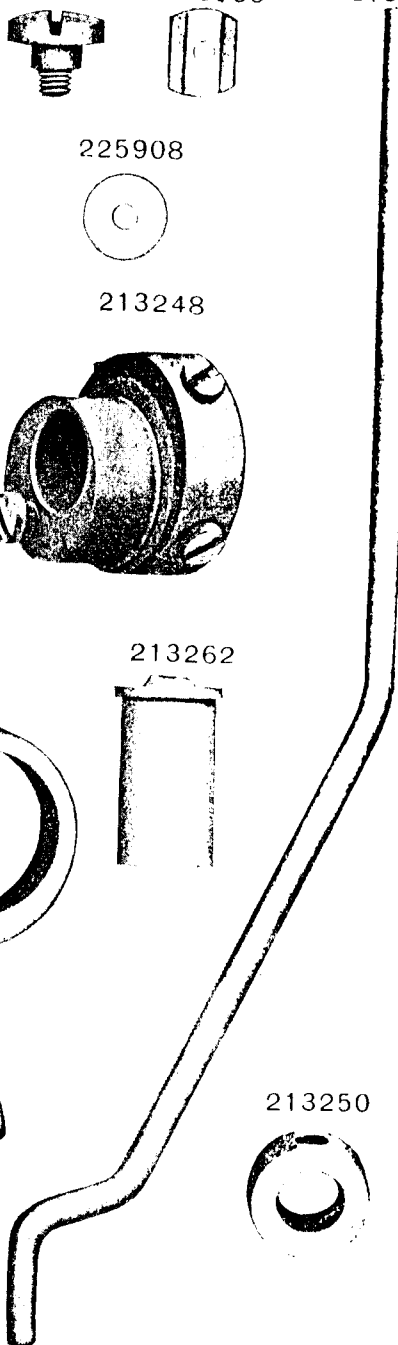
200280



206505



213240




234704



225908



213248



213258



213262



213250



PLATE 11101—FULL SIZE

213740



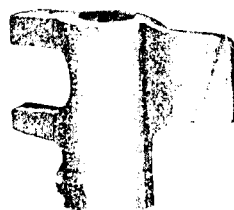
200740




201520



213249



213253



213267



213805



213809



PLATE 11635--FULL SIZE

PLATE 11636--ONE-FOURTH SIZE

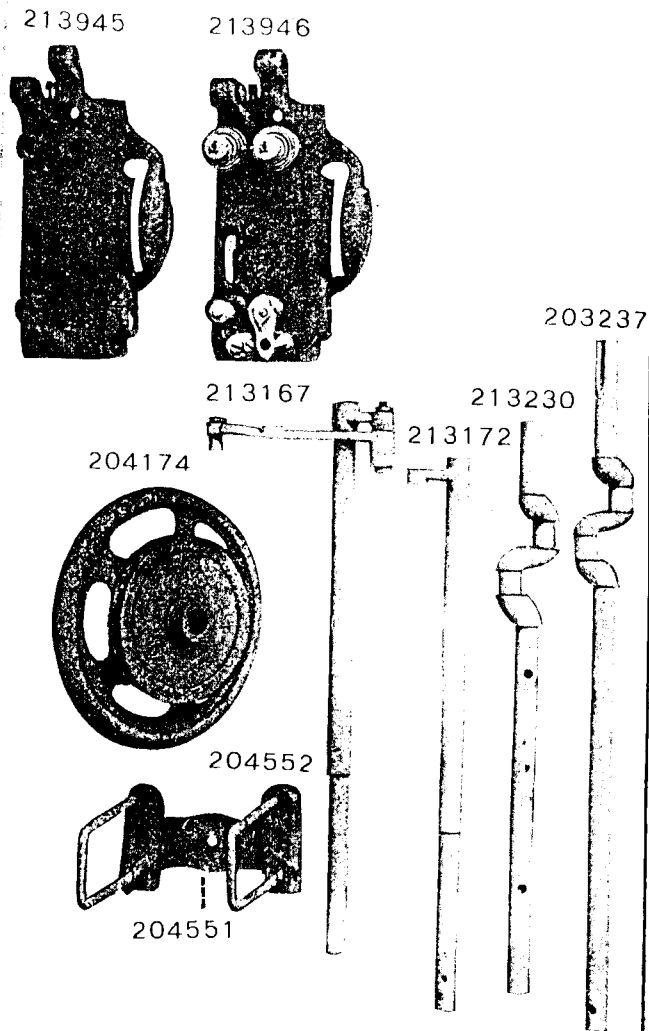
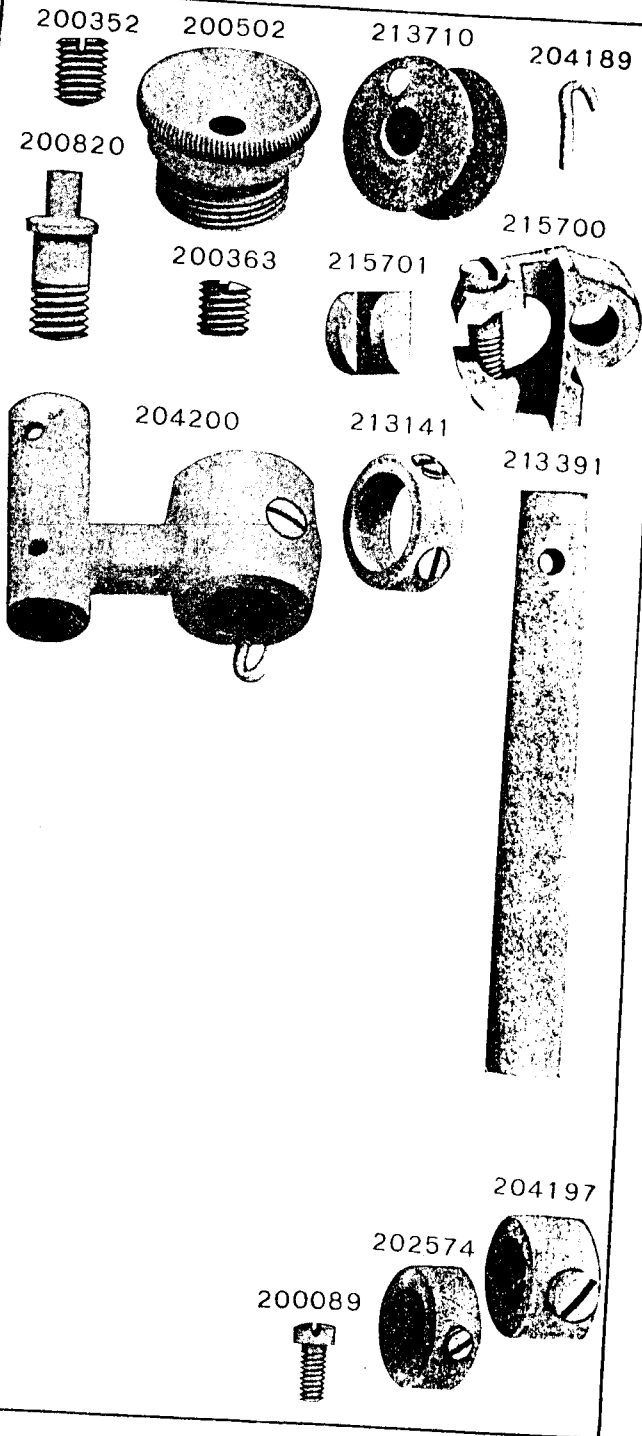


PLATE 11642 - FULL SIZE

PLATE 11643 FULL SIZE

200389 200066 200070 200128 215352

204923

200126

227227

200574

200135

215691

221461

225837

213247

215720

203339

200076

201812

201829

200274

202179

204264

200387

204270

202402

202090

202075

201572

200368

202412

204271

200632

213872

204281

204058

202091

202092

204059

PLATE 11644 FULL SIZE

204274



202084



204275



200581



202098



200300



204333



202087



202088



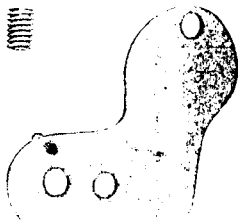
202085



200366



213934



213936



213937



213939



213938



213940




200315




200152



219866



219867



213941



213942



213943



213944



PLATE 11649 FULL SIZE

230190



230192

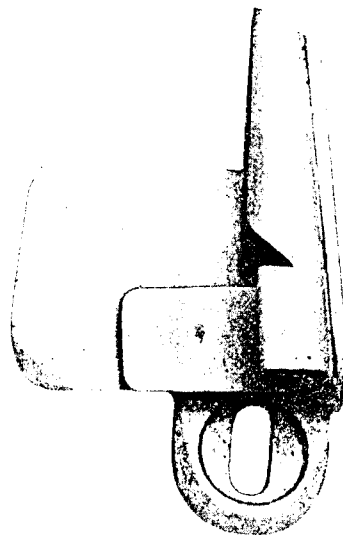
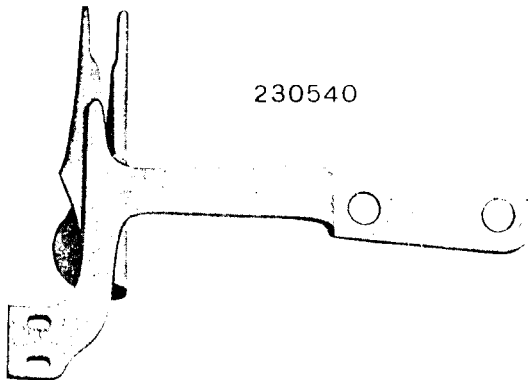
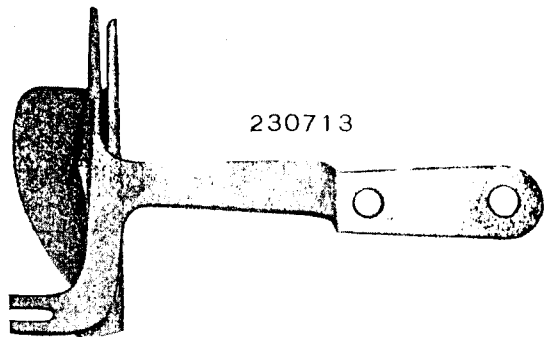


PLATE 11650—ONE-HALF SIZE

230540



230713



230715

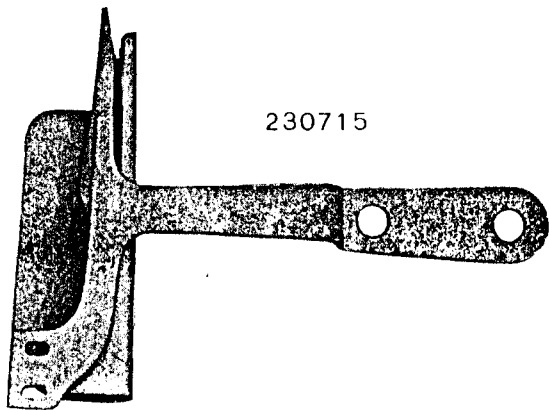


PLATE 11651 ONE-HALF SIZE

230756



230539



230714



230716




PLATE 11652—ONE-FOURTH SIZE



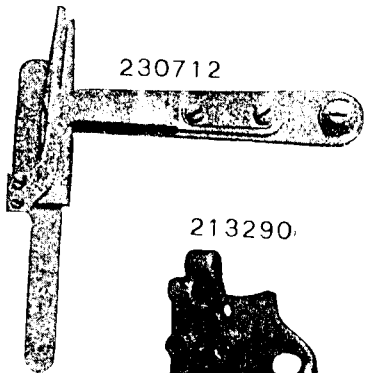
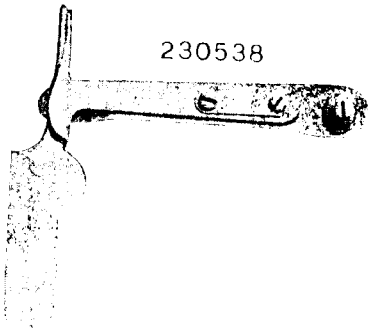
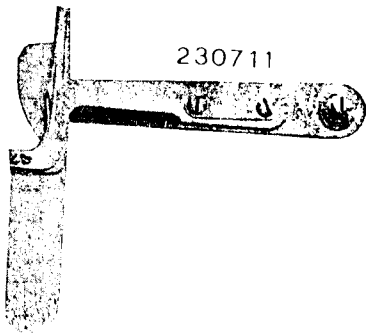


PLATE 11659—ONE-FOURTH SIZE

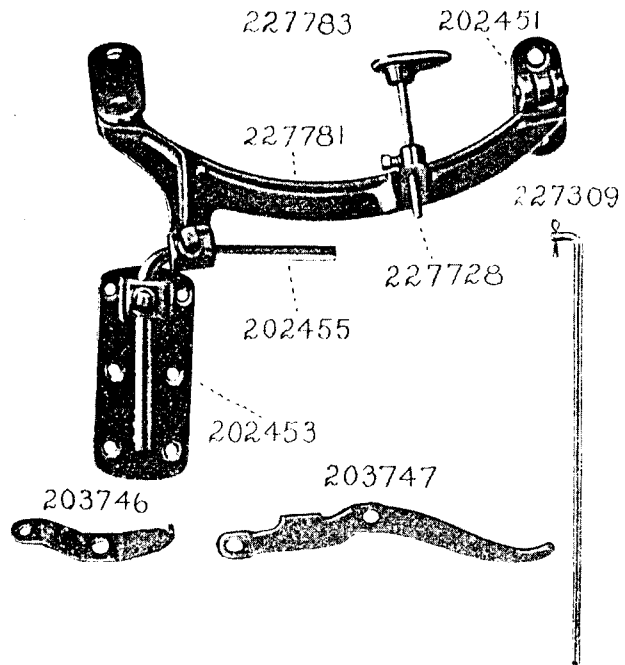



PLATE 12153—ONE HALF SIZE

41400




225498



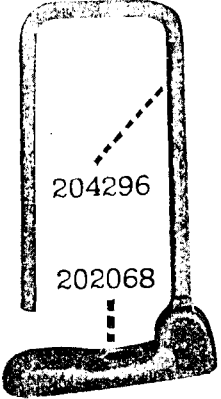
225497



202258




204297



204296

202068

120342



225554

120343





PLATE 12307—FULL SIZE

204248



202305



200658




201519



204254



204196




204212



204213



203172



225585



201816



202248



200291

200006



200098



204209



200078



200054



PLATE 12308—FULL SIZE

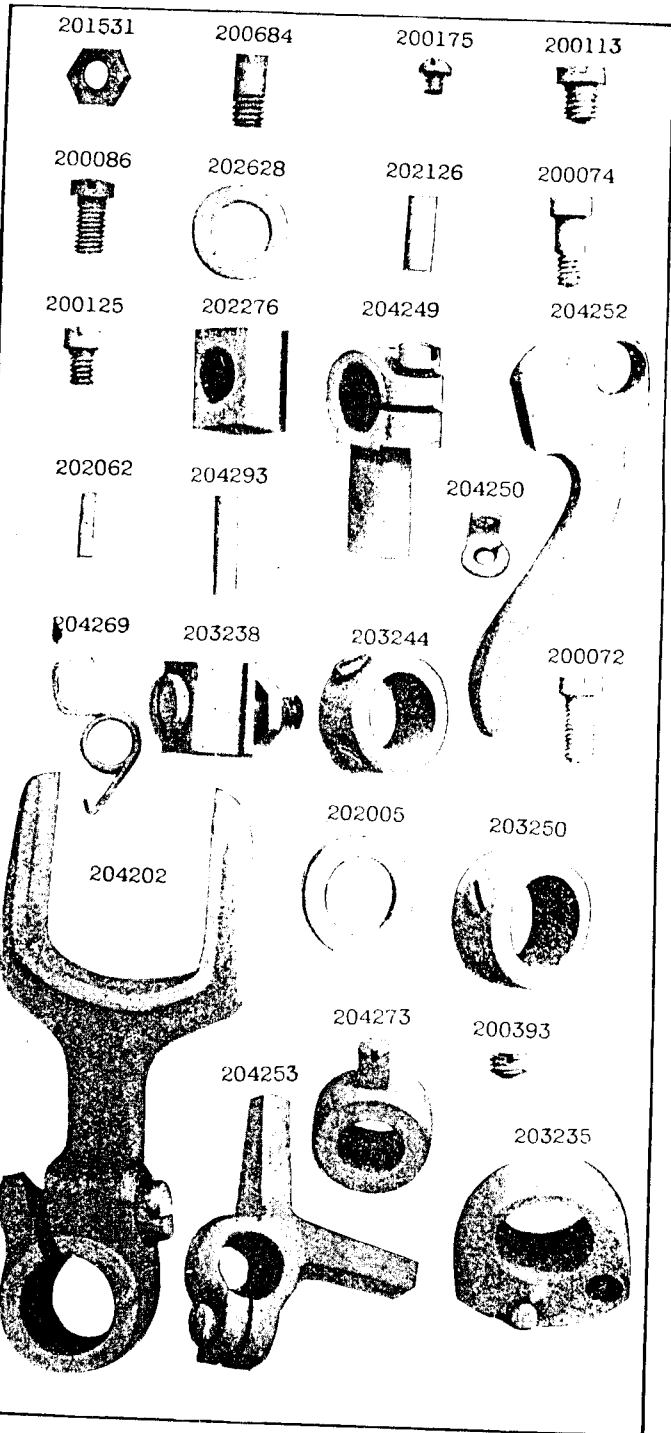


PLATE 12311—FULL SIZE

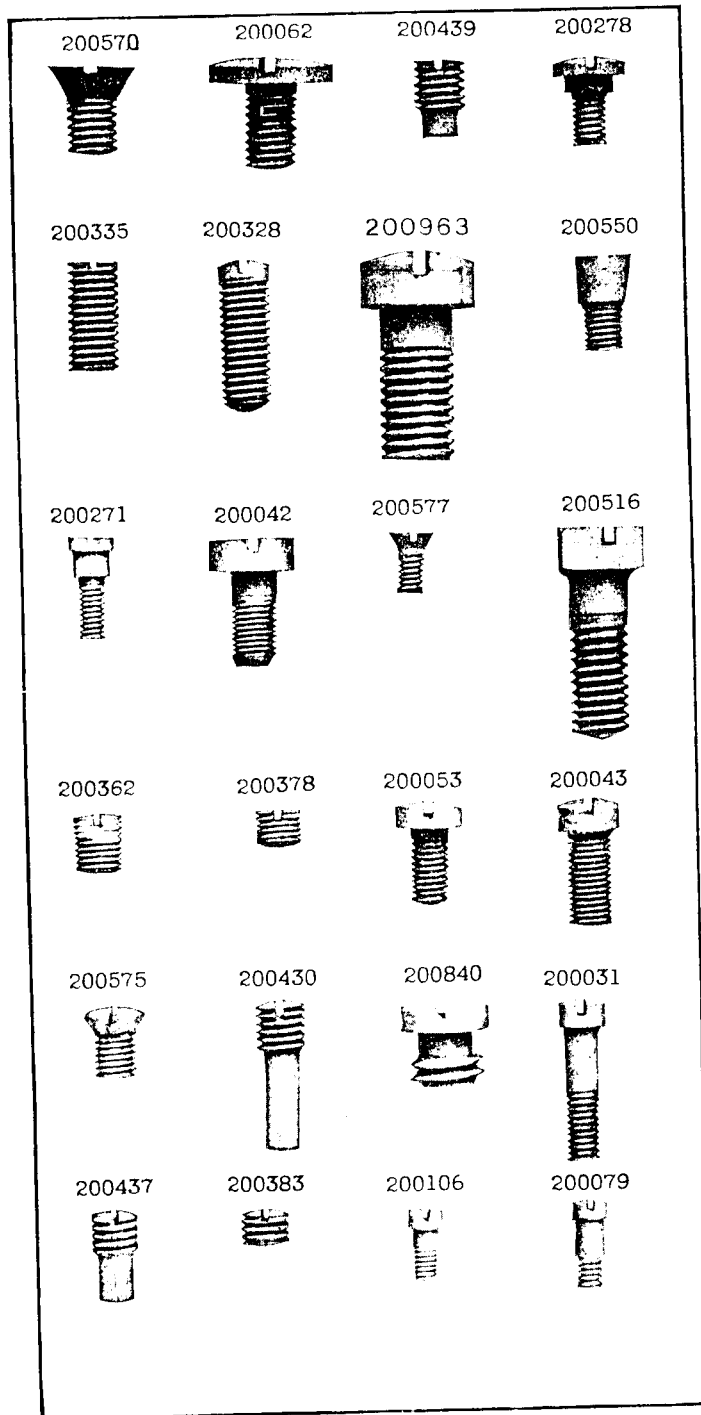


PLATE 12312 - FULL SIZE

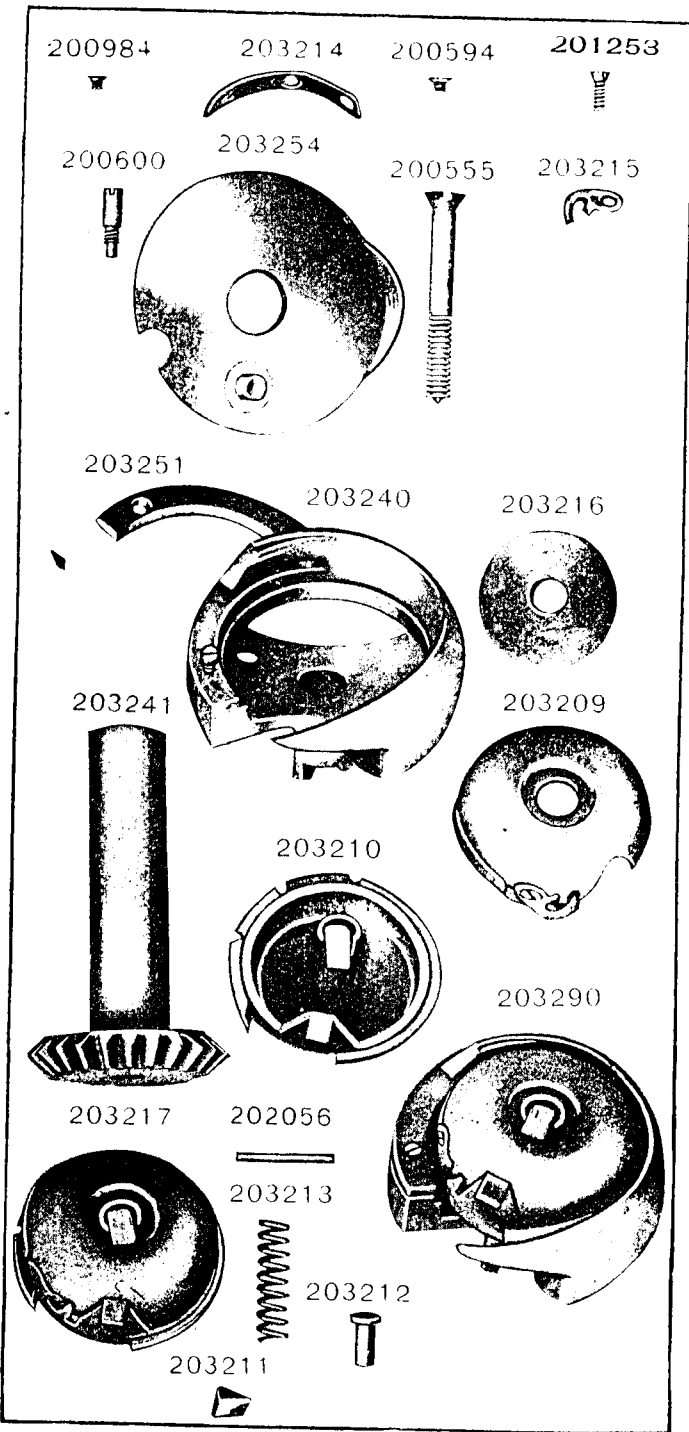


PLATE 12319 - FULL SIZE

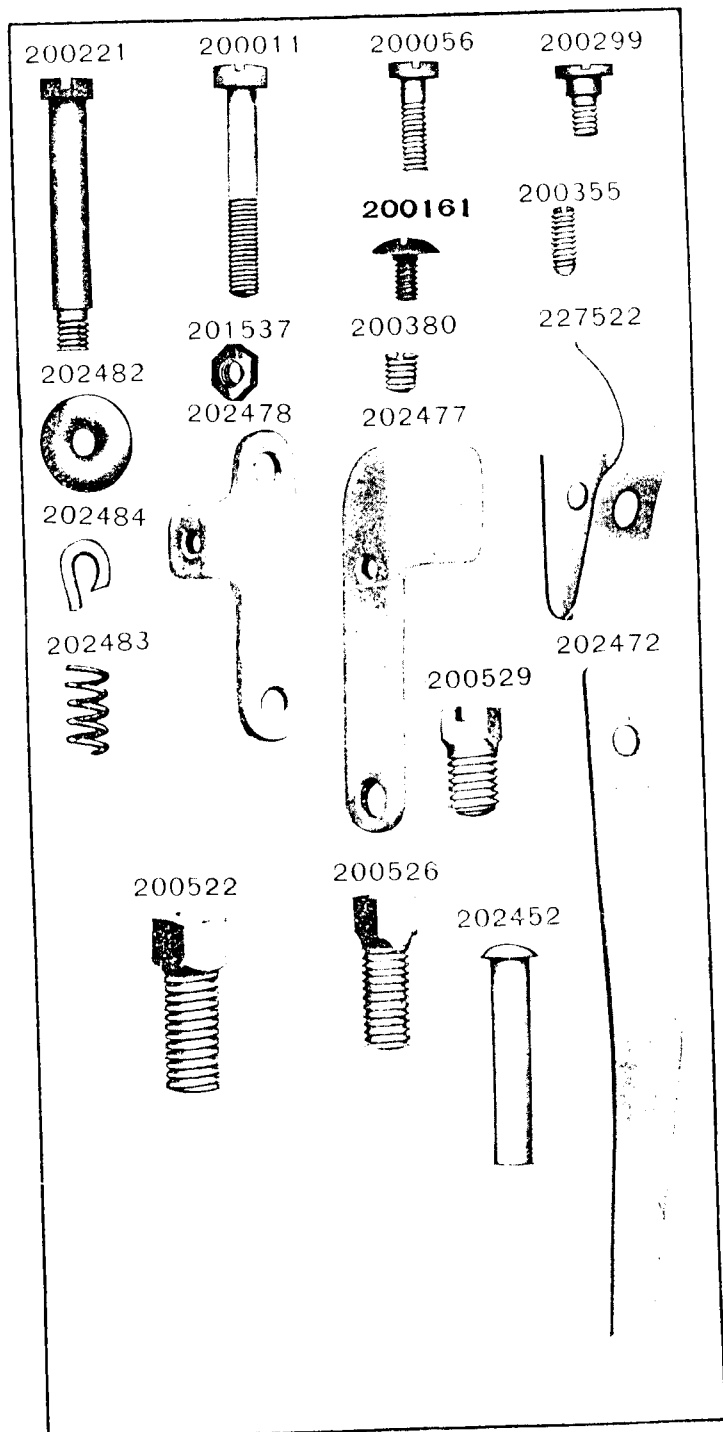
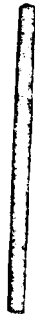
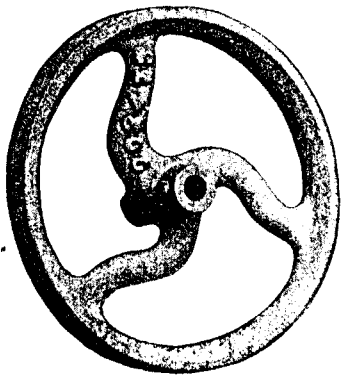


PLATE 12320—ONE-HALF SIZE

202473

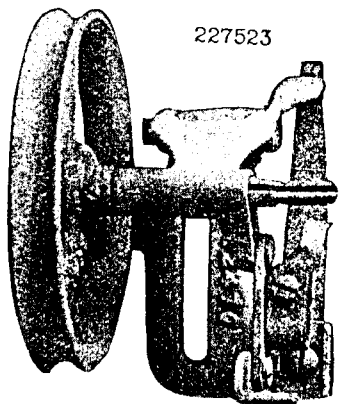
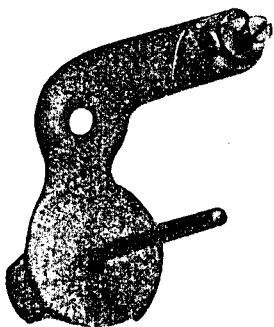
202474

202481



202485

227523



202480

202470

202471

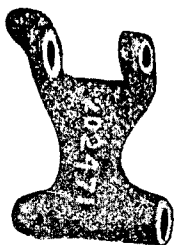




PLATE 12335—FULL SIZE

203307



203308

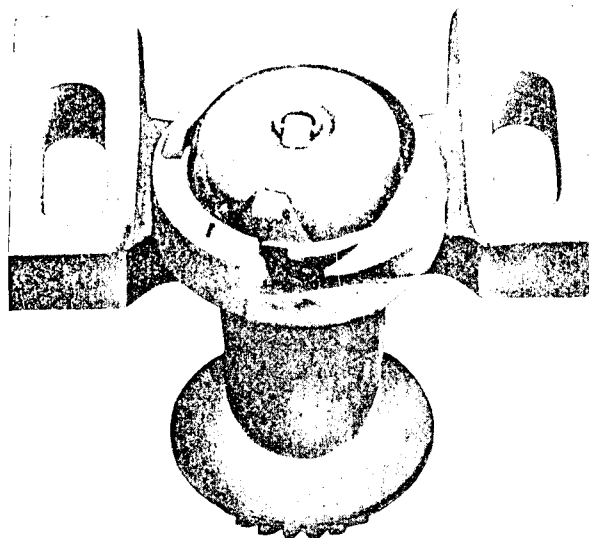

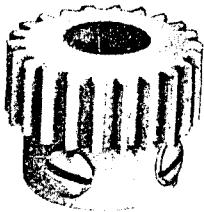


PLATE 12344—FULL SIZE

203249




203246



203242



204163



200491



203245






PLATE 13401—ONE-HALF SIZE

203301




203329



204804



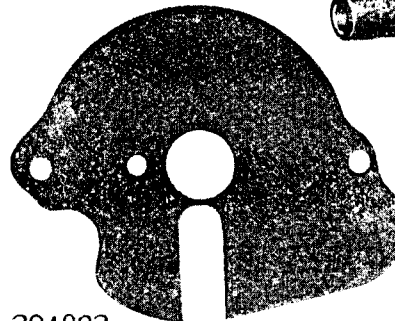
213245



204193




213257



204802



204801



206206




PLATE 13402—FULL SIZE

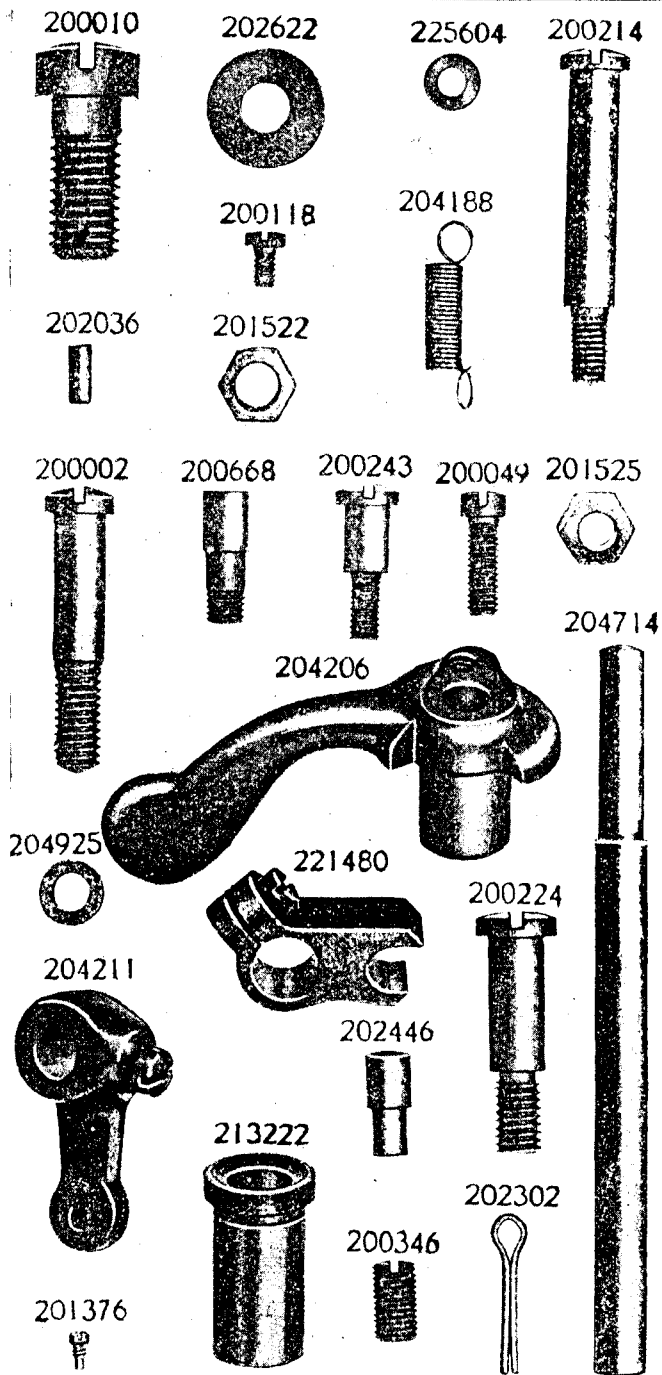


PLATE 13404—FULL SIZE

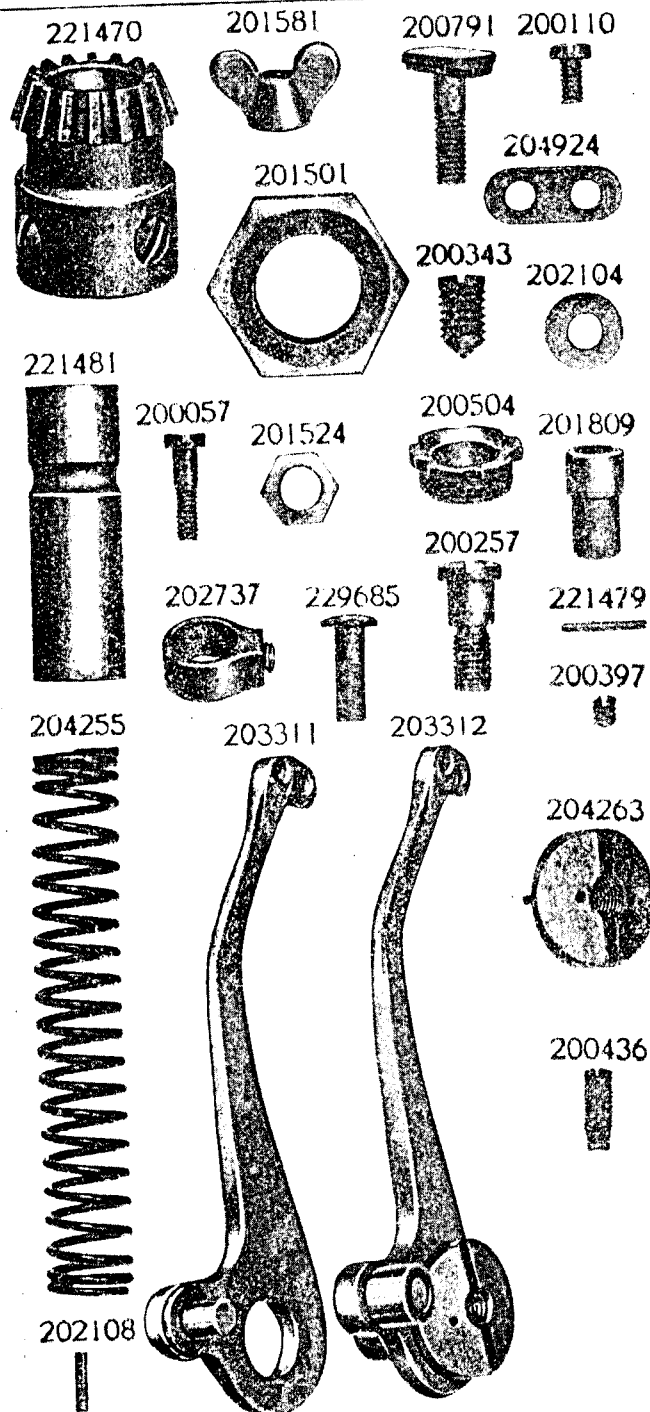


PLATE 13407—FULL SIZE

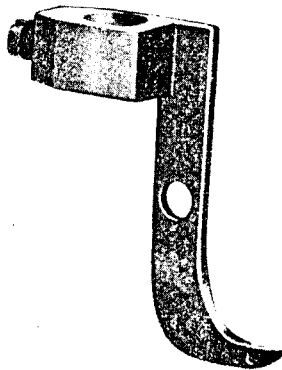
229706



229707



229796




229837



229674



229769



229795




PLATE 13408—FULL SIZE

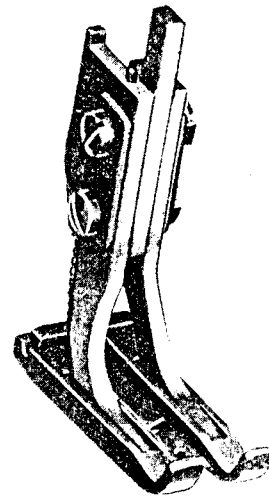
229725



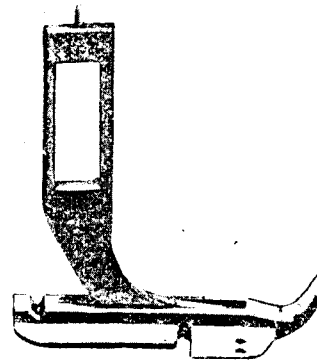
229726



229727



229764



229763

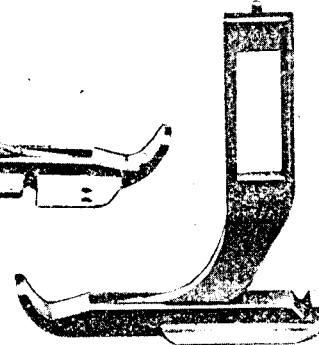


PLATE 13409--FULL SIZE

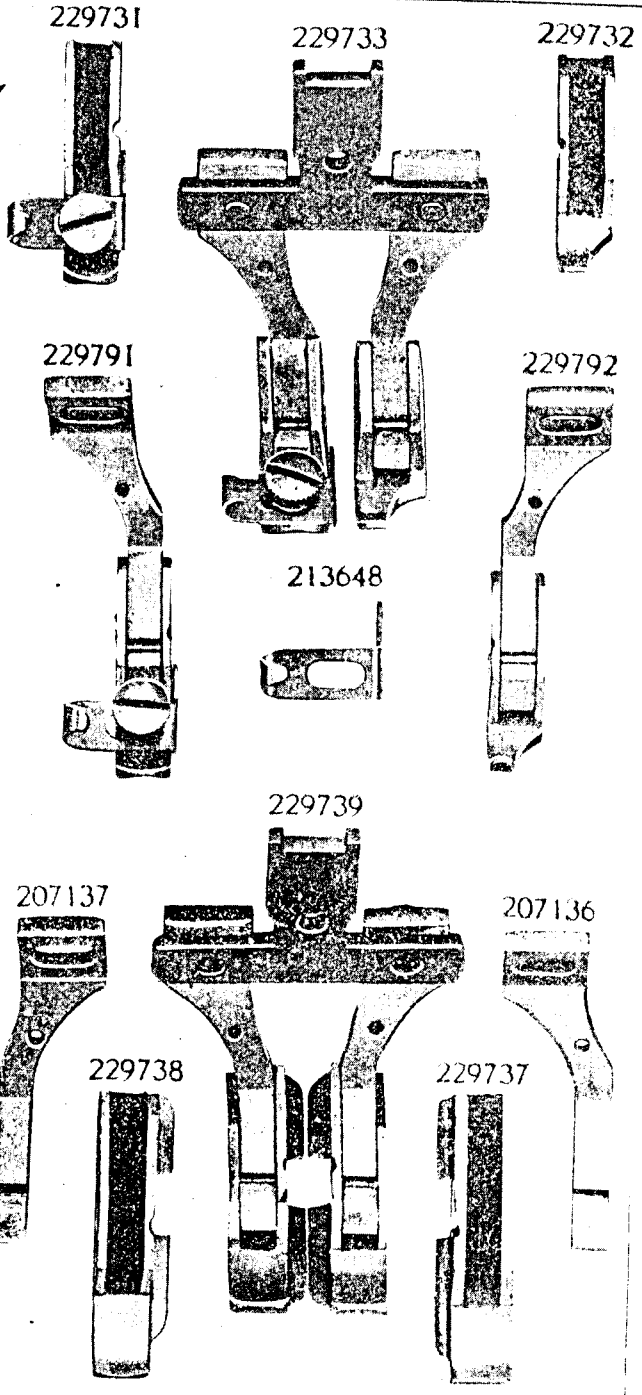


PLATE 13410--FULL SIZE

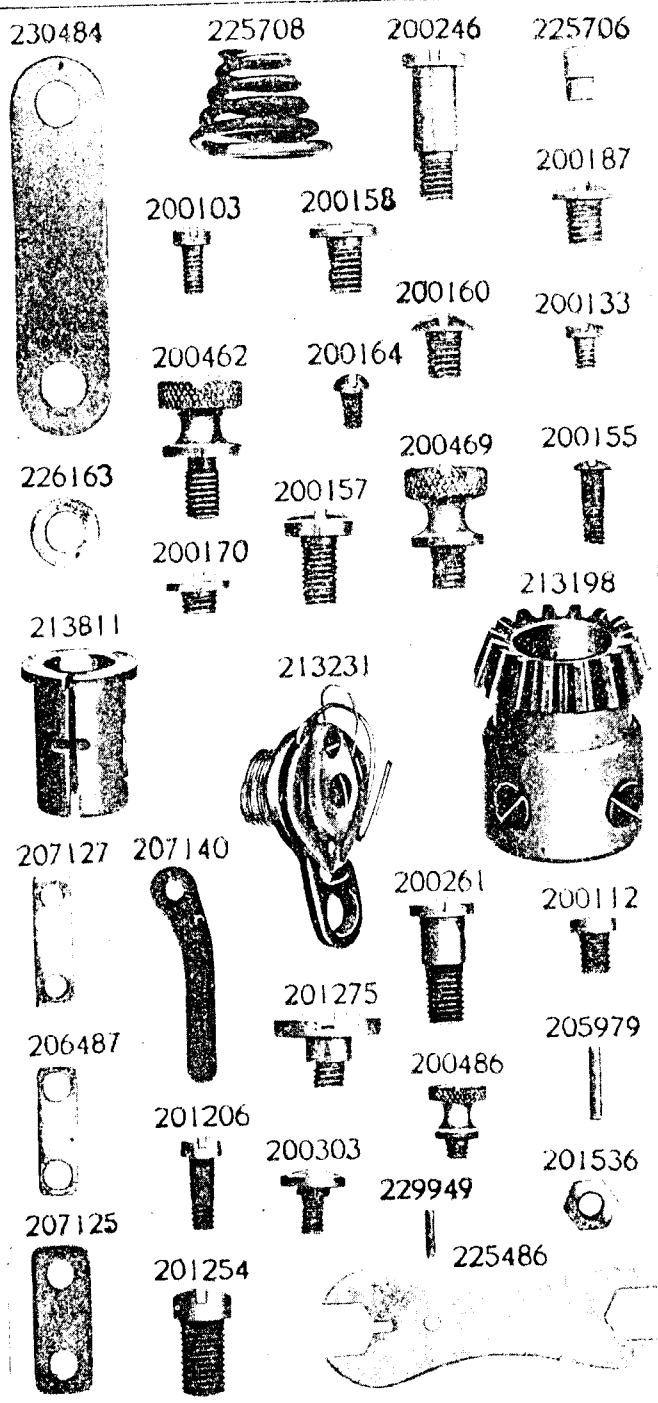


PLATE 13411—ONE-HALF SIZE

213791



203306




213260




213804




213188



221472



215697



203268




PLATE 13412—ONE-HALF SIZE

203321



213203



213388



204251



213191




PLATE 13413—FULL SIZE

200290



200318



200587



202872




203313



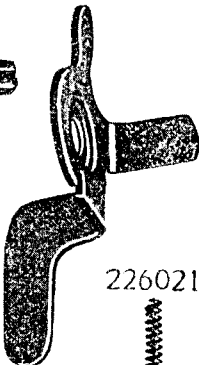
204459



212863



213213



213214



226021



213825



213826



234703




228026



213827



212826



212827





PLATE 13421—FULL SIZE

234725



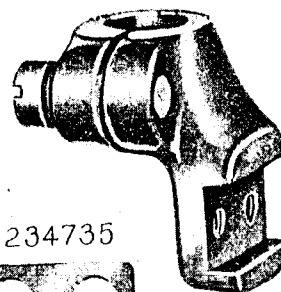
234726



234723



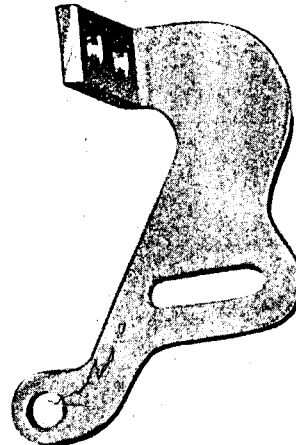
234722



234735



234721



234724



234720



234719

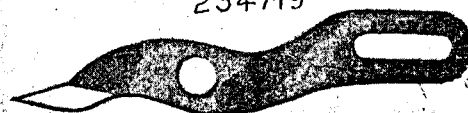


PLATE 13423—FULL SIZE

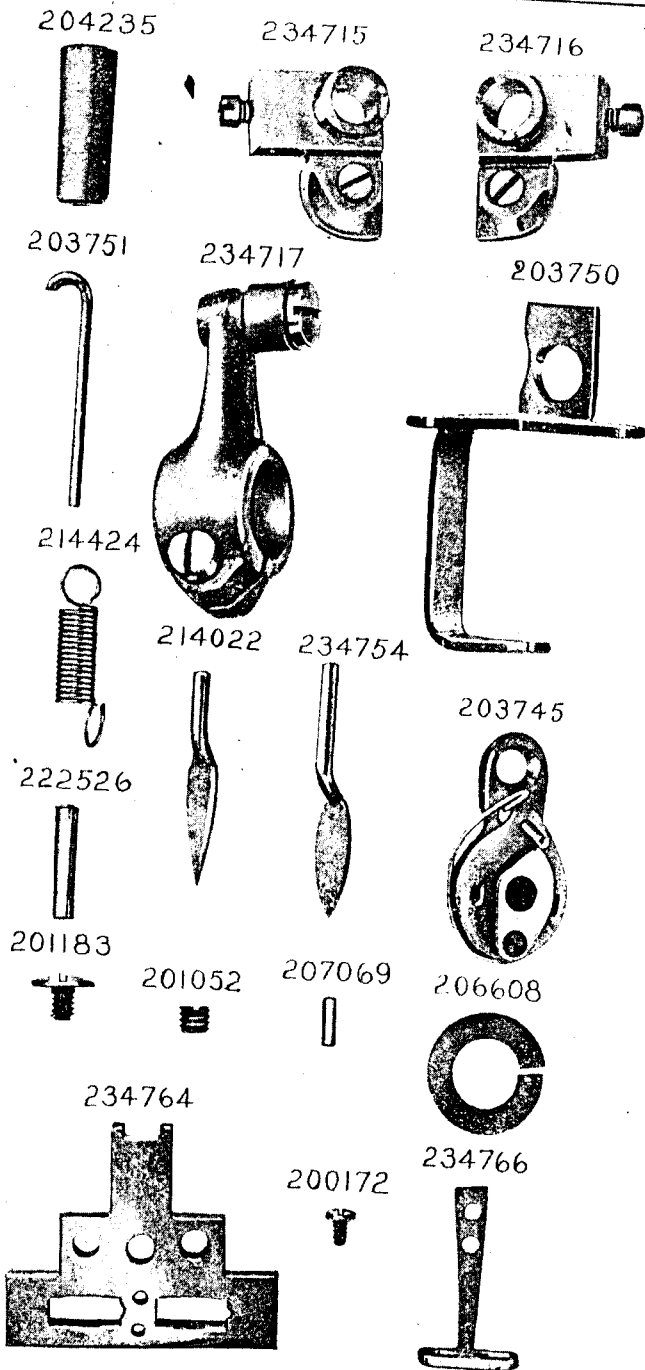


PLATE 13424—ONE-HALF SIZE

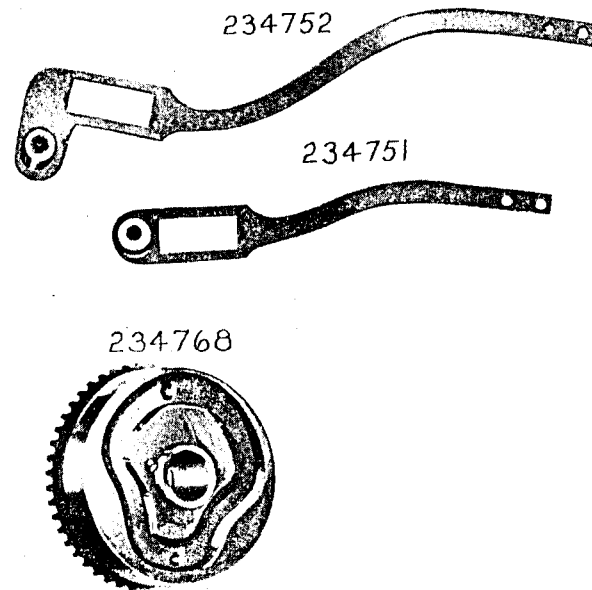


PLATE 13425—ONE-HALF SIZE

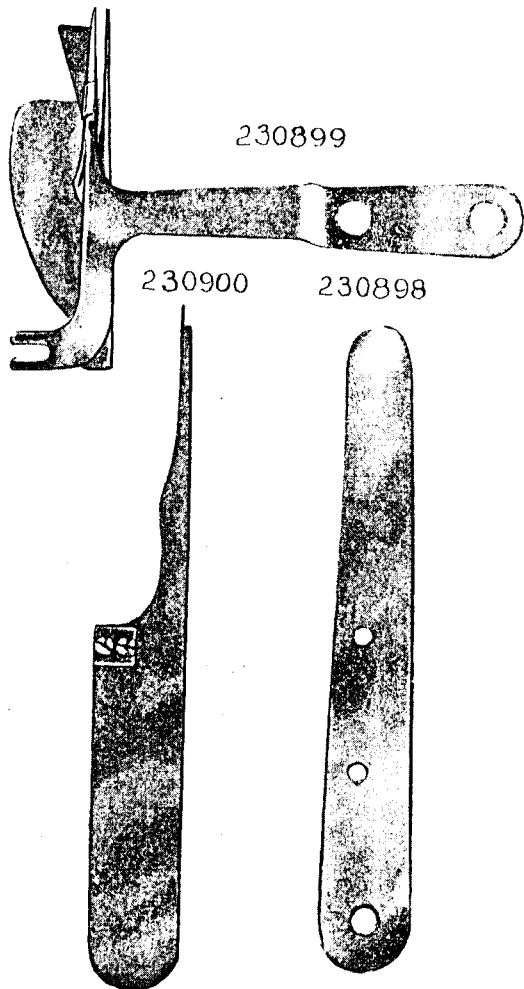


PLATE 13426—FULL SIZE

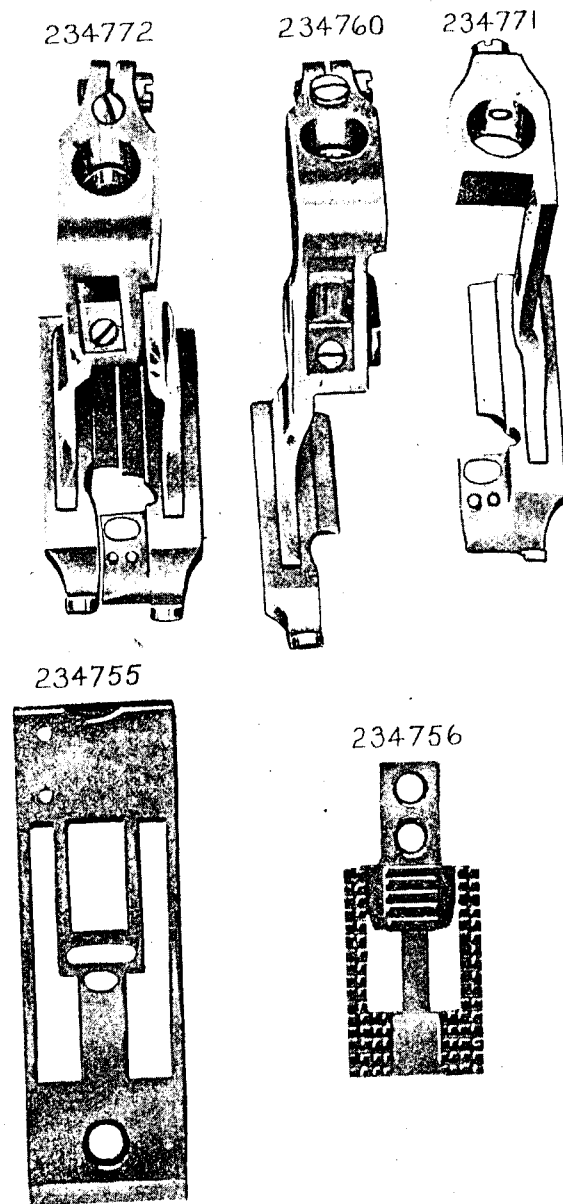


PLATE 13427—FULL SIZE

350124



201634



200162



350125



201319



350126



201706




221486



234733



234731




234732



PLATE 13428—FULL SIZE

203753




13710



234714



200262



234739

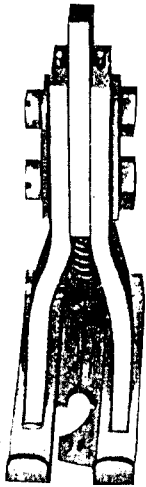


234744



PLATE 14204—FULL SIZE

229705



229703



229704



229682



229683



229684



229681






PLATE 14214—FULL SIZE


229776



229775



206653



229711




PLATE 14526—ONE-HALF SIZE

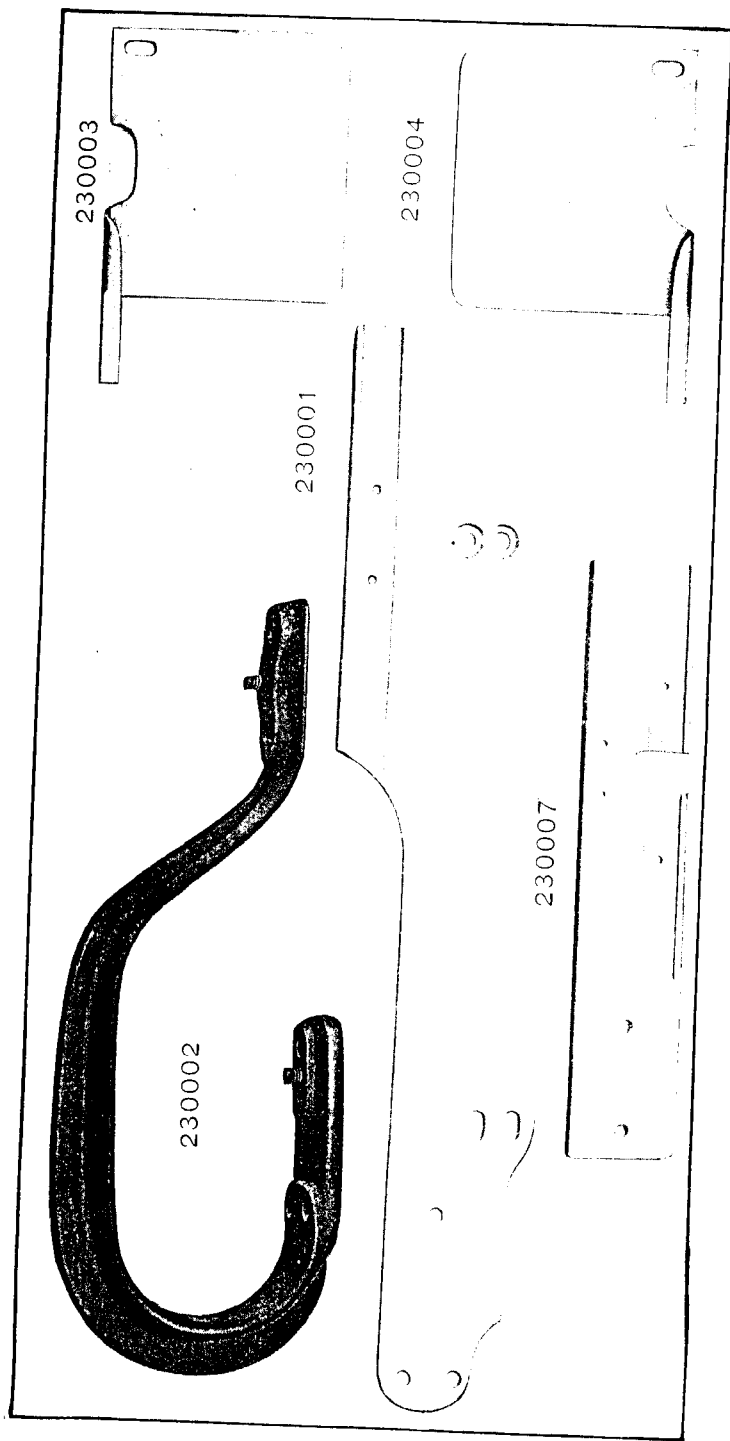


PLATE 14527—FULL SIZE

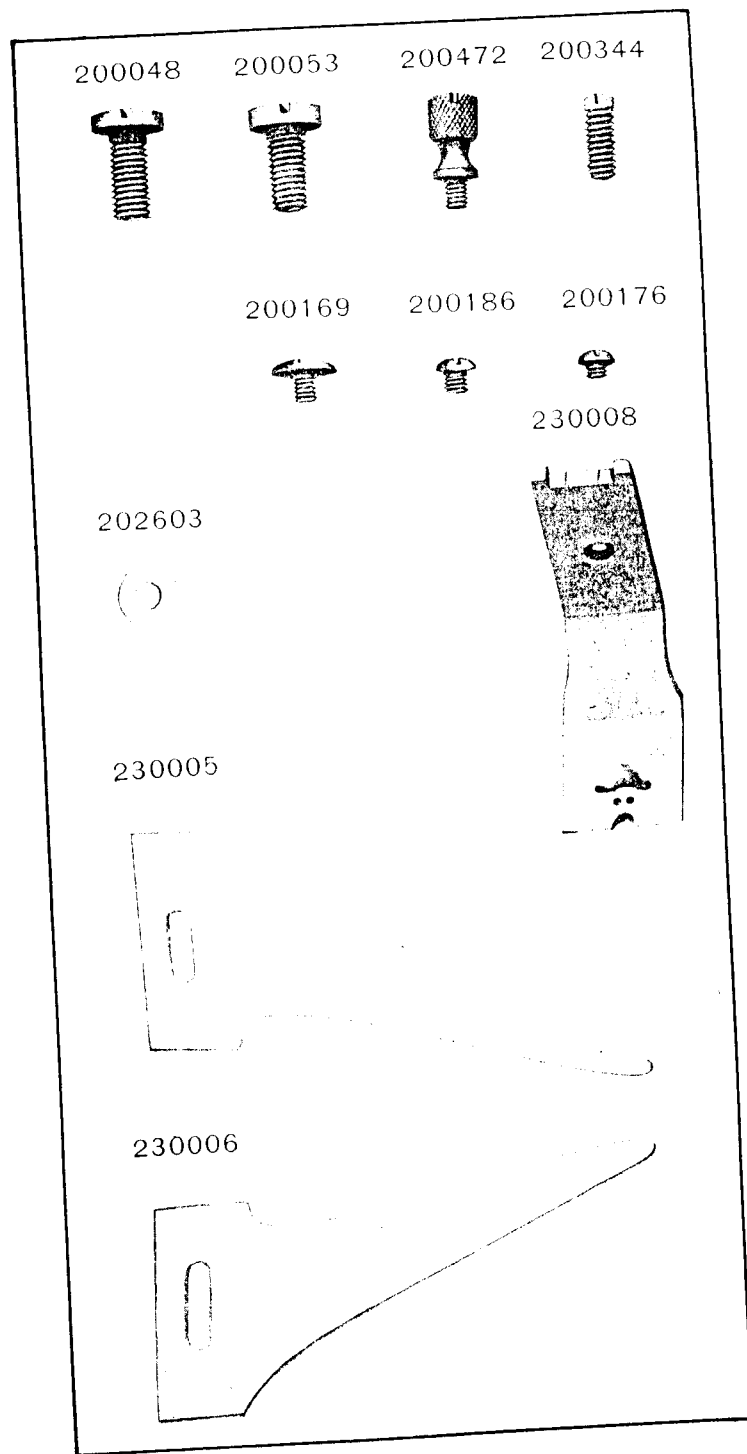




PLATE 14528—FULL SIZE


230010



230009



230013



230011


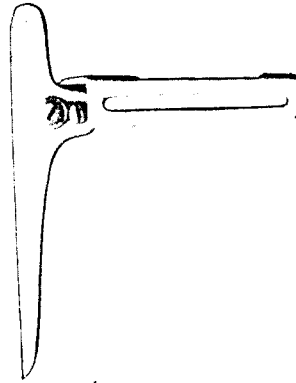


PLATE 14529—ONE-HALF SIZE

230014



230015

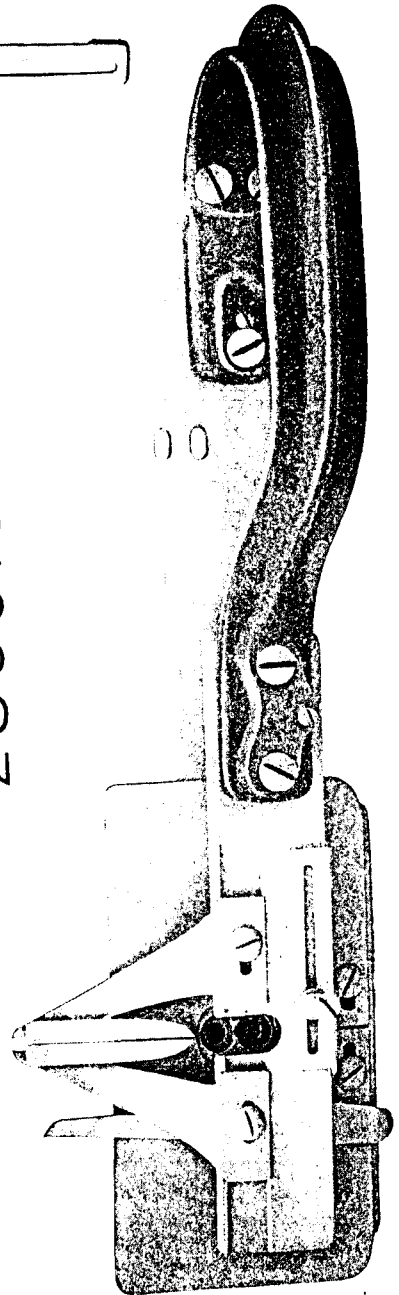




PLATE 14581 - FULL SIZE

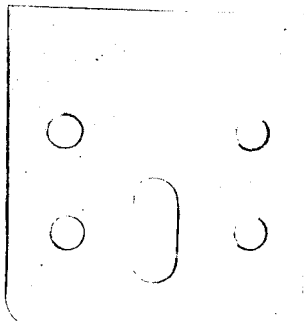
230258



230259



230260



230261


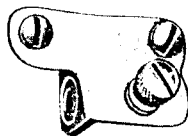


PLATE 14605 - ONE-HALF SIZE

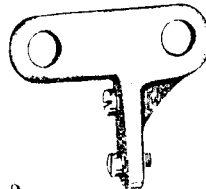
230514



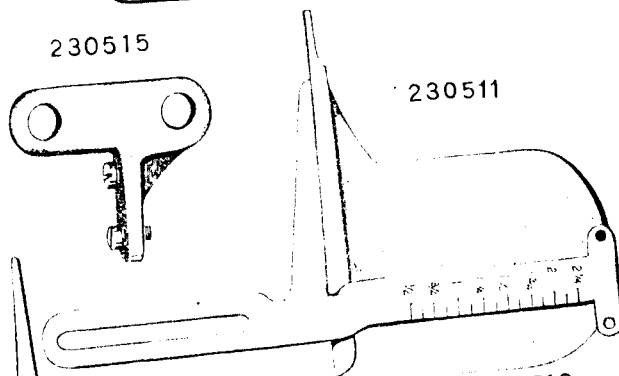
230510



230515



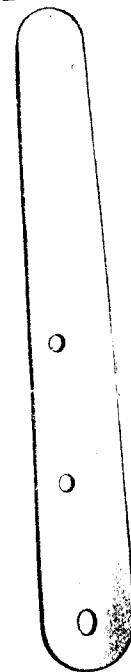
230511



230512



230516



230513



PLATE 14606--ONE-HALF SIZE

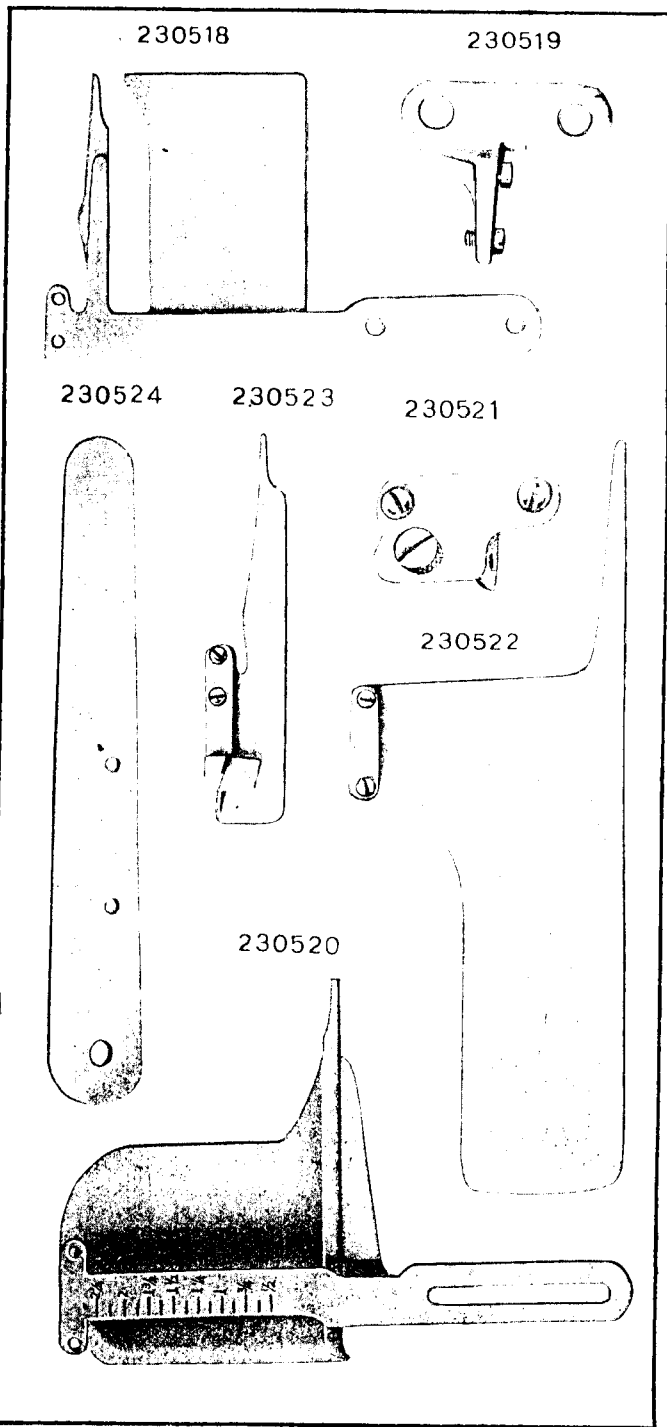


PLATE 14607- ONE-HALF SIZE

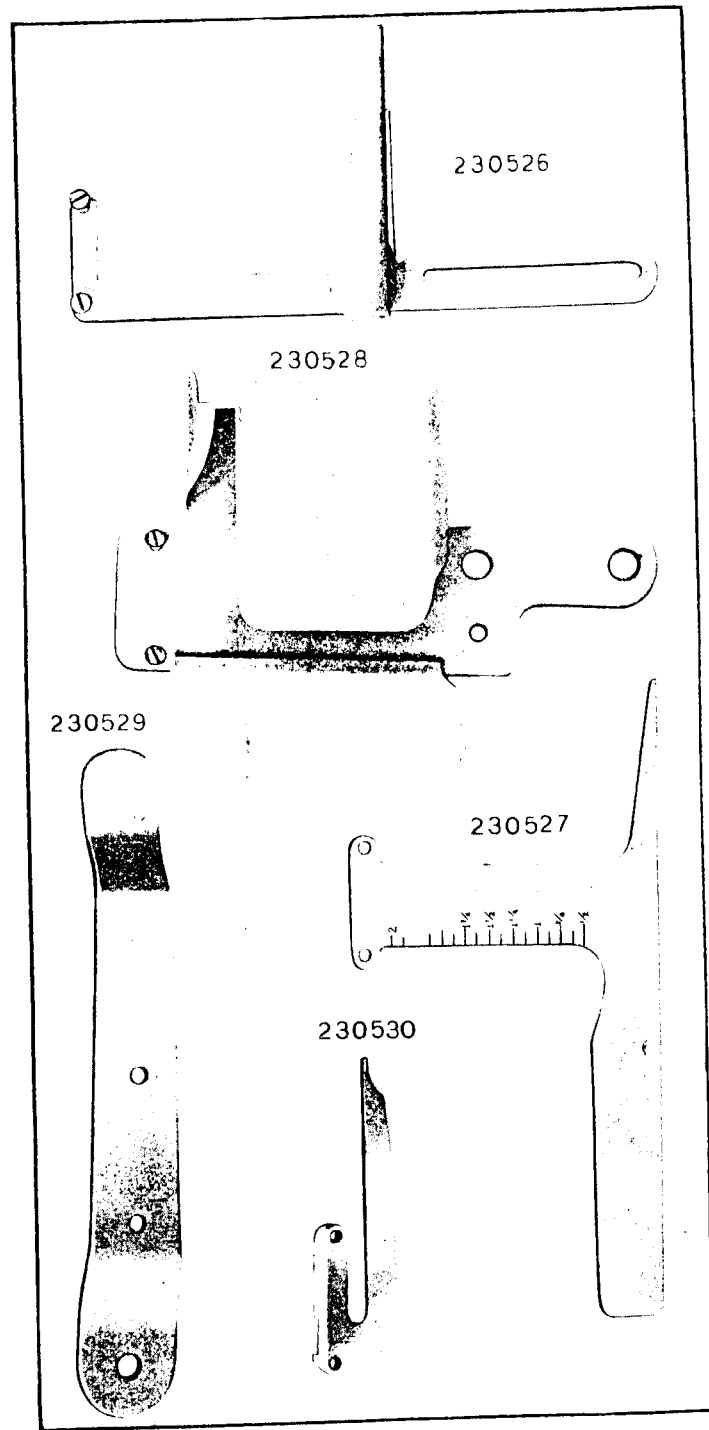


PLATE 14608 - ONE-HALF SIZE

230533

230532

230536

00

230537

