

SINGER
107W6

LIST OF PARTS



MACHINE No. 107w6

THE SINGER MANUFACTURING COMPANY

INDEX

	PAGE
ACCESSORIES	19
BOBBIN WINDER	19
GRINDER	22
KNEE LIFTER	20
MACHINE No. 107w6	7
NUMERICAL LIST OF PARTS	25
OBSOLETE PARTS	23
PRESSER FEET	21

Instructions for Ordering

In ordering from this list, use **ONLY** the **PART** number in the **FIRST** column.

The number stamped on a Sewing Machine Part is the number of the Single Part only, except when the part includes Set Screws, Clamping Screws, Studs and Rollers Spun on, Small Wires riveted, or Parts soldered together, etc., which it is necessary to furnish in combination.

Every combination of parts sent out has its specific number which, although not stamped on Parts (except in above cases) must be used when ordering the combination.

Each number always indicates the **SAME PART** in whatever list it appears, or for whatever Machine.

The letters after some of the numbers indicate the style of finish only, as follows:

- A. Hardened, Polished and Plated.
- B. Polished and Plated.
- C. Hardened only.
- D. Polished only.
- E. Soft, not polished.
- F. Hardened and Polished.
- H. Blued.

These letters **MUST BE USED** when they appear in the list and **AFTER** the number, as in the list.

In this series

200001 to 201500 are Screw Numbers.

201501 to 201800 are Nut Numbers.

201801 to 202000 are Roller Numbers.

202001 and upward are numbers of Machine Parts.


The figures in the second column refer only to the plate in which the illustration of the part is shown and are **NOT TO BE USED** in ordering.

Two or more numbers over a cut indicate that the difference between such parts is not visible in an illustration.

Parts marked with an asterisk (*) are furnished only when repairs are made at the factory.

LIST OF PARTS COMPLETE

FOR



MACHINE No. 107w6

For Inserting Lace, Medallion or Motif Work and Trimming the Under Material at One Operation.

No.	Plate	Name
*233045	—	Arm
203087	10751	" Cap
200278H	10755	" " Screw
202248	10755	" " " Washer
203089	10751	" " Spool Holder Base
203090	—	" " " " " 203089 with 200079H and 204296
200585H	13182	Arm Cap Spool Holder Base Screw
204296	10751	" " " " Wire
200079H	13182	" " " " " Hinge Screw
203088	10751	Arm Cap and Spool Holder complete, Nos. 203087, 203090 and two 200585H
204235	10755	Arm Position Pin (2)

No.	Plate	Name
200010E	10755	Arm Screw (3)
202005	10755	" " Washer (3)
233046	13181	" Shaft with 200357E and 203100
223607	13185	" " Bushing (back) with
		202260
202260	---	Arm Shaft Bushing (back) Oil
		Packing (wick)
200338c	10755	Arm Shaft Bushing (back) Set
		Screw
202245	10753	Arm Shaft Bushing (front) with
		202036 and 202260
202260	---	Arm Shaft Bushing (front) Oil
		Packing (wick)
200502B	10755	Arm Shaft Bushing (front) Oil
		Packing Thumb Screw
202036	10755	Arm Shaft Bushing (front) Posi-
		tion Pin
200341c	10755	Arm Shaft Bushing (front) Set
		Screw
210503	10753	Arm Shaft Connection Belt
202635	10753	" " " " Pulley
		with 200327c, 200602E and two
		202253
200602E	10755	Arm Shaft Connection Belt Pulley
		Position Screw
200327c	10755	Arm Shaft Connection Belt Pulley
		Set Screw
202253	10757	Arm Shaft Connection Belt Pulley
		Spring Flange
203100	---	Arm Shaft Oil Packing (wick) ...
200357E	10755	" " " " Stop Screw
202255	10752	Balance Wheel (belt groove 2½ in.
		diam.) with 200328c and 200335c
200328c	10755	Balance Wheel Position Screw
200335c	10755	" " Set Screw
*233047	---	Bed
202258	10751	" Hinge Connection (2)
200570E	10755	" " " Screw (4)
233048	13185	" Oil Cover
200161B	10272	" " " Screw (2)
210505	10751	" Plate (back)
200577H	10755	" " " Screw (2)
210616	10751	" Slide (front)
210530	13182	Bobbin
210846	10736	" Case Base
210729	10736	" " Cap with 200592c,
		201016c and 210845
210915	10736	Bobbin Case Cap complete, Nos.
		200964c, 210729, 210736 and 210914

No.	Plate	Name
210913	10736	Bobbin Case Latch
210914	---	" " " 210913 with
		210734 and 210735
210735	13182	Bobbin Case Latch Fulcrum Pin..
210734	13182	" " " Lever
210736	13182	" " " Spring
200964c	13182	" " " Stop Screw ...
210764	13182	" " Stop
200076E	13182	" " " Screw
210845	13182	" " Tension Spring
201016c	10736	" " " " Regulat-
		ing Screw
200592c	13188	Bobbin Case Tension Spring Screw
210847	10736	Bobbin Case complete, Nos. 210846
		and 210915
210511	10751	Face Plate
202135	10755	" " Position Pin
200462B	10755	" " Thumb Screw
233049	13185	Feed Bar
233050	---	" " 233049 with 200641c,
		201522E and 202623
200641c	10755	Feed Bar Hinge Screw (driving)..
201522E	13182	" " " " Nut
202276	10760	" " Slide Block
210514	10760	" " " " Crank with
		200035E
210515	10760	Feed Bar Slide Block Crank 210514
		with 200243D, 201531E and 202276
200035E	10760	Feed Bar Slide Block Crank Pinch
		Screw
200243D	10760	Feed Bar Slide Block Hinge Screw
201531E	10760	" " " " " "
		Nut
233051	13190	Feed Dog
200106E	10755	" " Screw (2)
202297	10752	" Driving Connection with
		200054E and 202277
202624	10760	Feed Driving Connection Crank
		with 200038c
200038c	10760	Feed Driving Connection Crank
		Pinch Screw
200545c	10760	Feed Driving Connection Hinge
		Screw
201518E	10755	Feed Driving Connection Hinge
		Screw Nut
202277	---	Feed Driving Connection Oil Pack-
		ing (wick)
200054E	10755	Feed Driving Connection Pinch
		Screw

No.	Plate	Name
200931F	10757	Hook Shaft Position Screw
233058	13183	" Washer Needle Guard
200145H	13183	" " " " Screw
202445	10958	Knee Lifter Connection Lever with 202446
202786	---	Knee Lifter Connection Lever 202445 with 200224H, 200262H, 202447 and 202149
200224H	10759	Knee Lifter Connection Lever Hinge Screw
202447	10958	Knee Lifter Connection Lever Lift- ing Rod with 202302
202302	13188	Knee Lifter Connection Lever Lift- ing Rod Cotter Pin
202446	13183	Knee Lifter Connection Lever Pin
202449	13185	" " Lifting Lever
200262H	10759	" " " " Hinge Screw
233059	13183	Knife
233060	13183	" Driving Eccentric with 200373c and 200380c
233061	13183	Knife Driving Eccentric Connection with two 145E
201059c	13183	Knife Driving Eccentric Connection Hinge Screw
145E	13183	Knife Driving Eccentric Connection Screw
200373c	13183	Knife Driving Eccentric Position Screw
200380c	10272	Knife Driving Eccentric Set Screw
233097	13181	" " Lever with 200076c ..
233063	13185	" " " Bracket with 200364c
205508	13183	Knife Driving Lever Bracket Posi- tion Pin (2)
200030H	13183	Knife Driving Lever Bracket Screw (2)
233064	13183	Knife Driving Lever Driving Con- nection
233065	13185	Knife Driving Lever Driving Con- nection Bracket
201256D	13183	Knife Driving Lever Driving Con- nection Bracket Screw (3)
200062H	13183	Knife Driving Lever Driving Con- nection Screw
233094	---	Knife Driving Lever Driving Con- nection Slide Block
233067	13183	Knife Driving Lever Driving Con- nection Slide Block Crank with 200403c and 201054F

No.	Plate	Name
201054F	13183	Knife Driving Lever Driving Con- nection Slide Block Crank Posi- tion Screw
200403c	10761	Knife Driving Lever Driving Con- nection Slide Block Crank Set Screw
233068	13183	Knife Driving Lever Driving Con- nection Slide Block Link
201282F	13182	Knife Driving Lever Driving Con- nection Slide Block Link Hinge Screw
233098	13188	Knife Driving Lever Hinge Stud (eccentric)
200364c	13184	Knife Driving Lever Hinge Stud Set Screw
233071	13184	Knife Driving Lever Pitman
233072	---	" " " " 233071 with 1518E, 1697c, 1698c, 3844E and 222023
*38444	---	Knife Driving Lever Pitman End Bearing (lower)
38446	13184	Knife Driving Lever Pitman End Bearing 38444 with 42524, 50016c and two 187D
50016c	13184	Knife Driving Lever Pitman End Bearing (lower) Ball Screw Stud
1518E	13184	Knife Driving Lever Pitman End Bearing (lower) Ball Screw Stud Nut
*42524	---	Knife Driving Lever Pitman End Bearing (lower) Cap
187D	13184	Knife Driving Lever Pitman End Bearing (lower) Cap Screw ...
1698c	13184	Knife Driving Lever Pitman End Bearing (lower) Check Nut
*38443	---	Knife Driving Lever Pitman End Bearing (upper)
222023	13184	Knife Driving Lever Pitman End Bearing 38443 with 679c, 42525 and two 187D
679c	13184	Knife Driving Lever Pitman End Bearing (upper) Ball Screw Stud
*42525	---	Knife Driving Lever Pitman End Bearing (upper) Cap
187D	13184	Knife Driving Lever Pitman End Bearing (upper) Cap Screw
1697c	13184	Knife Driving Lever Pitman End Bearing (upper) Check Nut

No.	Plate	Name
200076c	13182	Knife Screw
233073	13184	" Throw-out Crank
200574b	13184	" " " Screw (2) ..
233074	13184	" " " Shaft
233075	13184	" " " " Spring
233076	13184	" " " " " "
		Washer
233077	13184	Knife Throw-out Crank Shaft Stop Plunger
233078	13184	Knife Throw-out Crank Shaft Stop Plunger Spring
200383c	10755	Knife Throw-out Crank Shaft Stop Plunger Spring Stop Screw
233079	13184	Knife Throw-out Handle with 200084F
200084F	13184	Knife Throw-out Handle Pinch Screw
233080	13181	Knife Throw-out Shaft
233081	13186	" " " Bracket
202602	13186	" " " " Posi- tion Pin (2)
200051F	13186	Knife Throw-out Shaft Bracket Screw (2)
225832	13186	Knife Throw-out Shaft Collar with 200113F
200113F	13186	Knife Throw-out Shaft Collar Set Screw
233082	13186	Knife Throw-out Shaft Crank with 200403c and 201054F
233083	13186	Knife Throw-out Shaft Crank Link
201107c	13186	" " " " "
		Hinge Screw (2)
201054F	13183	Knife Throw-out Shaft Crank Posi- tion Screw
200403c	10761	Knife Throw-out Shaft Crank Set Screw
202976	10761	Needle Bar (hollow) with 200141F
210543	10761	" " Connecting Link
202333	10761	" " " " Stud with 202254
202254	-----	Needle Bar Connecting Link Stud Oil Packing (wick)
200383c	10755	Needle Bar Connecting Link Stud Set Screw
200374c	10761	Needle Bar Connecting Link Stud Set Screw
210544	10761	Needle Bar Connecting Stud with 202277
210585	-----	Needle Bar Connecting Stud 210544 with 210545

No.	Plate	Name
202277	-----	Needle Bar Connecting Stud Oil Packing (wick)
210545	10761	Needle Bar Connecting Stud Swivel with 200387c
210725	10753	Needle Bar Crank with 200335c, 200374c, 200383c, 200428c and 202333
203172	10761	Needle Bar Crank Friction Washer
200428c	10761	" " " Position Screw
200335c	10755	" " " Set Screw
210726	-----	Needle Bar Crank complete, Nos. 202398 to 202400, 210543, 210585 and 210725
210546	13185	Needle Bar Frame with 200070c ..
210542	-----	" " " 210546 with 202976
210547	10756	Needle Bar Frame Guide Stud
200334c	10756	" " " " " Set Screw
210548	10756	Needle Bar Frame Hinge Stud ..
200334c	10756	" " " " " Set Screw
210705	13187	Needle Bar Frame Pitman
210706	-----	" " " " 210705 with 202277, 210707, 210712, two each 200919c and 201618E
210557	-----	Needle Bar Frame Pitman Eccen- tric Stud
200070c	13186	Needle Bar Frame Pitman Eccen- tric Stud Set Screw
202277	-----	Needle Bar Frame Pitman Oil Packing (wick)
200387c	10272	Needle Bar Set Screw
200141F	10761	" Set Screw
210779	-----	" Vibrator Cam
210780	13186	" " " 210779 with 200378c and 200383c
200378c	10760	Needle Vibrator Cam Set Screw ..
200383c	10755	" " " " " ..
210718	13187	" " " Shaft
210551	13187	" " " " Bearing and Cover
200566b	10756	Needle Vibrator Cam Shaft Bearing and Cover Screw (4)
210559	10756	Needle Vibrator Cam Shaft Collar with two 200378c
200378c	10760	Needle Vibrator Cam Shaft Collar Set Screw
210712	13186	Needle Vibrator Crank with 200378c and 200917c

No.	Plate	Name
210707	13186	Needle Vibrator Crank Link
200919c	13186	" " " " Hinge Screw (lower or upper)
201618E	13186	Needle Vibrator Crank Link Hinge Screw (lower or upper) Nut ..
210723	13186	Needle Vibrator Crank Link Oil Tube
200917c	13186	Needle Vibrator Crank Position Screw
200378c	10760	Needle Vibrator Crank Set Screw
210711	13188	" " " Shaft
210560	13187	" " Gear (spiral) with two 200382c
200382c	13182	Needle Vibrator Gear Set Screw
203172	10761	" " " Thrust Washer
210555	13188	Needle Vibrator Pinion (spiral) with two 200382c
200382c	13182	Needle Vibrator Pinion Set Screw
210770	13188	" " Regulating Lever with 200378c and 200917c
233084	13187	Needle Vibrator Regulating Lever Position Bracket (indexed) with 200378c and 200917c
200917c	13186	Needle Vibrator Regulating Lever Position Bracket Position Screw
200378c	10760	Needle Vibrator Regulating Lever Position Bracket Set Screw
200917c	13186	Needle Vibrator Regulating Lever Position Screw
200378c	10760	Needle Vibrator Regulating Lever Set Screw
210772	13188	Needle Vibrator Regulating Lever Slide
201556D	13188	Needle Vibrator Regulating Lever Slide Thumb Nut
200330c	13188	Needle Vibrator Regulating Lever Stop Screw
201534H	13188	Needle Vibrator Regulating Lever Stop Screw Nut
201283B	13186	Needle Vibrator Regulating Lever Stop Screw Stud
201526E	13188	Needle Vibrator Regulating Lever Stop Screw Stud Nut
202335	10751	Presser Bar (hollow) with 200074F
207072	10759	" " Bushing
200352c	10759	" " " Set Screw
202554	10759	" " Lifter
200653c	10759	" " " Hinge Screw ..

No.	Plate	Name
210561	10759	Presser Bar Lifting Releasing Lev- er Bracket
200260D	10759	Presser Bar Lifting Releasing Lev- er Bracket Guide Screw
202342	10759	Presser Bar Lifting Releasing Lev- er Bracket Spring (spiral)
202337	10759	Presser Bar Position Guide
202338	10759	" " " " Lever with 200086F
200086F	10759	Presser Bar Position Guide Lever Pinch Screw
200352c	10759	Presser Bar Position Guide Set Screw
202343	10751	Presser Bar Spring
202346	10751	" " " Stop Rod
200492B	10759	" " Thumb Screw (pres- sure regulating)
200475B	10759	Presser Bar Thumb Screw Thumb Set Screw
202355	10759	Presser Bar Thumb Screw Thumb Set Screw Packing (brass)
233086	13190	Presser Foot Edge Guide
200172H	13190	" " " " Screw ..
230795	13188	" " Hinge Pin
233087	---	" " Plate
200074F	10759	" " Screw
202923	---	" " Shank
233088	13190	Presser Foot (hinged) complete, Nos. 200172H, 202923, 230795, 233086 and 233087
210591	10761	Take-up (auxiliary), for swivel ...
200132E	10761	" " Screw
202398	10761	" Lever
202399	10761	" " Driving Stud with 202277
202277	---	Take-up Lever Driving Stud Oil Packing (wick)
202400	10761	Take-up Lever Hinge Stud with 202423
202423	---	Take-up Lever Hinge Stud Oil Packing (wick)
200383c	10755	Take-up Lever Hinge Stud Set Screw
202401	10761	Take-up Lever Oiling Felt
200132E	10761	" " " " Screw ..
202402	10762	Tension Disc (back)
202403	10762	" " (front)
202404	10762	" Release Plunger
202405	10762	" " Washer

No.	Plate	Name
202407	10881	Tension Spring
200625F	10762	" Stud with 204925
200084F	-----	" " Set Screw
204925	13188	" " Washer
201572B	10881	" Thumb Nut
202409	10762	Tension complete, Nos. 200625F, 201572B, 202402, 202403, 202405, 202407 and 202410
202410	10762	Thread Controller Spring
202411	10762	" " " Stop
200132E	10761	" " " " Screw
210593	10756	" Guide (lower)
210594	10756	" " (on Needle Bar Frame)
200172H	13190	" " " " " " Screw
210595	10756	Thread Guide (on side of Arm) ...
202412	10756	" " (on top of Arm) ...
210592	10756	" " (upper)
200582H	10756	" " Screw
202091	10762	" Retainer Sleeve
202092	10762	" " Spring
204058	10762	" " Stud
200366H	10762	" " " Set Screw
204059	10762	Thread Retainer complete, Nos. 202091, 202092 and 204058
233089	---	Throat Plate, 53 needle hole, for needle sizes 12 and 13
233090	13190	Throat Plate Knife Cutting Plate
200583H	13190	" " " " " " Screw
233091	13190	Throat Plate complete, 53 needle hole, for needle sizes 12 and 13, Nos. 200583H, 233089 and 233090
200577H	10755	Throat Plate Screw

ACCESSORIES

No.	Plate	Name
210530	13182	Bobbin (5)
*225482	---	" Case Screw Driver Blade ..
*225483	---	" " " " Handle ..
225497	10776	Bobbin Case Screw Driver com- plete, Nos. 225482 and 225483 ..
233059	13183	Knife (2)
233090	13190	Throat Plate Knife Cutting Plate
135 x 1	---	Needles, three each, sizes 12 and 14
225180	---	Drip Pan with four wood screws $\frac{1}{2}$ in., No. 5
41400	10776	Machine Rest Pin (wood)
36578	10776	Oiler with 36579
36579	10776	" Spout, 3 $\frac{1}{2}$ in. long, with 120117
120117	---	" " Washer
*225484	---	Screw Driver Blade
*225485	---	" " Handle
225498	10776	Screw Driver complete (7 $\frac{1}{4}$ in. long), Nos. 225484 and 225485 ..
225554	10776	Wrench (steel)

BOBBIN WINDER

Swing Automatic, Right Hand.

*225451	---	Bobbin Holder
225453	10882	Frame with 202277 and 225438 ...
225454	10882	" Hinge Pin
202277	---	" Oil Packing (wick)
225438	10882	" " Well Cap
225455	10882	" Spring
225456	10882	" " Plunger
202473	10883	Pulley with 200105C
200105C	---	" Set Screw
*225443	---	Spindle
225452	10882	" 225443 with 225451
225444	10882	Stop Latch
200056E	10882	" " Screw
225458	10882	" " Thumb Lever
225459	10882	" " " " Hinge Stud
225460	10882	" " " " Joint Stud
202478	10882	" " Trip Lever
200299H	10882	" " " " Hinge Screw
225461	10881	Tension Bracket with 201499B
200082D	10881	" " Screw
202104	10881	" " " Washer

No.	Plate	Name
2102	10881	Tension Disc
202407	10881	" Spring
201499R	10881	" Stud
201572R	10881	" " Thumb Nut
225462	10881	Bobbin Winder Tension Bracket complete, Nos. 201572R, 202407, 225461 and two 2102
225433	10883	Bobbin Winder and Tension Bracket Base
225436	10883	Universal Bobbin Winder complete, Nos. 200056E, 200082D, 200299H, 202104, 202473, 202478, 225433, 225444, 225452 to 225456, 225458 to 225460, 225462 and two wood screws $\frac{3}{4}$ in., No. 13, R.H.B. ..

KNEE LIFTER

227781	10958	Knee Lifter Rock Lever with 200522c and 200529c
227782	—	Knee Lifter Rock Lever 227781 with two each 202451 and 202452
227783	10958	Knee Lifter Rock Lever 227782 with 202985 and 227784
202453	10958	Knee Lifter Rock Lever Knee Plate with 200526c
202985	—	Knee Lifter Rock Lever Knee Plate 202453 with 202455
202455	10958	Knee Lifter Rock Lever Knee Plate Arm (short)
200522c	13189	Knee Lifter Rock Lever Knee Plate Arm Set Screw
200526c	13188	Knee Lifter Rock Lever Knee Plate Set Screw
202451	10958	Knee Lifter Rock Lever Lug with two wood screws $\frac{3}{4}$ in., No. 13R
202452	13189	Knee Lifter Rock Lever Lug Hinge Pin
227784	10958	Knee Lifter Rock Lever Rod, 3 in. long, with 227785
*227785	—	Knee Lifter Rock Lever Rod Cap or Oil Guard
200529c	13189	Knee Lifter Rock Lever Rod Set Screw

(Other Knee Lifter parts are listed with
parts of machine head).

PRESSER FEET

No.	Plate	Name
233086	13190	Presser Foot Edge Guide
200172H	13190	" " " " Screw ..
202090	—	" " Hinge Pin
230795	13188	" " " "
233087	—	" " Plate, for 233088
233092	—	" " " " 233093
233095	—	" " " " 233096
200074F	10759	" " Screw
202923	—	" " Shank
202924	—	" " " "
233088	13190	Presser Foot (hinged) complete, Nos. 200172H, 202923, 230795, 233086 and 233087
233093	13190	Presser Foot (hinged) complete, Nos. 200172H, 202923, 230795, 233086 and 233092, for very coarse lace
233096	—	Presser Foot (hinged) complete, Nos. 202090, 202924 and 233095, for lace joining

GRINDER

For Grinding Throat Plate Knife Cutting Plate.

No.	Plate	Name
206977	---	Emery Wheel, 2 in. diameter
206962	10957	" " Driving Shaft
201510D	10957	" " " " Nut
204101	10957	" " " " "
		Washer
206963	10957	Emery Wheel Driving Shaft Pulley with two 200403c
200403c	10761	Emery Wheel Driving Shaft Pulley Set Screw
206969	----	Emery Wheel Washer (paper) ...
206964	10957	Frame with two 54897
54897	13188	" Oil Cup
233106	13187	Slide Bracket with 200394c, 200457D and 200577H
200457D	10957	Slide Bracket Adjusting Screw ...
206966	10957	" " " " Slide Plate
200577H	10755	Slide Bracket Adjusting Screw Slide Plate Screw
200394c	10957	Slide Bracket Set Screw
206967	10957	" " Shaft
200577H	10755	Throat Plate Knife Cutting Plate Screw
233105	----	Grinder complete, Nos. 200577H, 201510D, 204101, 206962 to 206964, 206966, 206967, 206977, 233106 and two 206969

OBSOLETE PARTS

No.	Plate	Name
202470	10271	Bobbin Winder Base
203094	----	" " Bobbin Position Pin
202471	10271	" " Frame
202472	10271	" " " Spring
203095	10271	" " Spindle with 203094
202475	10272	" " Stop Latch
202477	10272	" " " " Thumb Lever
203096	10271	Bobbin Winder complete, Nos. 200056E, 200161D, 200221D, 201537H, 202470 to 202473, 202475, 202477, 202478, 203095, three 200299H and two round head wood screws 1 in., No. 13
202480	10271	Bobbin Winder Spool Holder Base with 200355H and 202484
202481	10271	Bobbin Winder Spool Holder Base Spool Pin
202482	10272	Bobbin Winder Spool Holder Ten- sion Disc (lower or upper)
202483	10272	Bobbin Winder Spool Holder Ten- sion Disc Spring (brass)
202484	10272	Bobbin Winder Spool Holder Ten- sion Disc Thread Guide
202485	10271	Bobbin Winder Spool Holder com- plete, Nos. 200011E, 202480, 202481, 202483, two 202482 and one wood screw 1 in., No. 13 ...
233102	13189	Grinder Throat Plate Knife Cutting Plate Clamp
233103	13189	Grinder Throat Plate Knife Cutting Plate Clamp Spring
233066	13183	Knife Driving Lever Driving Con- nection Slide Block
233069	13183	Knife Driving Lever Driving Con- nection Slide Block Link Bearing

PLATE 10271—ONE-HALF SIZE

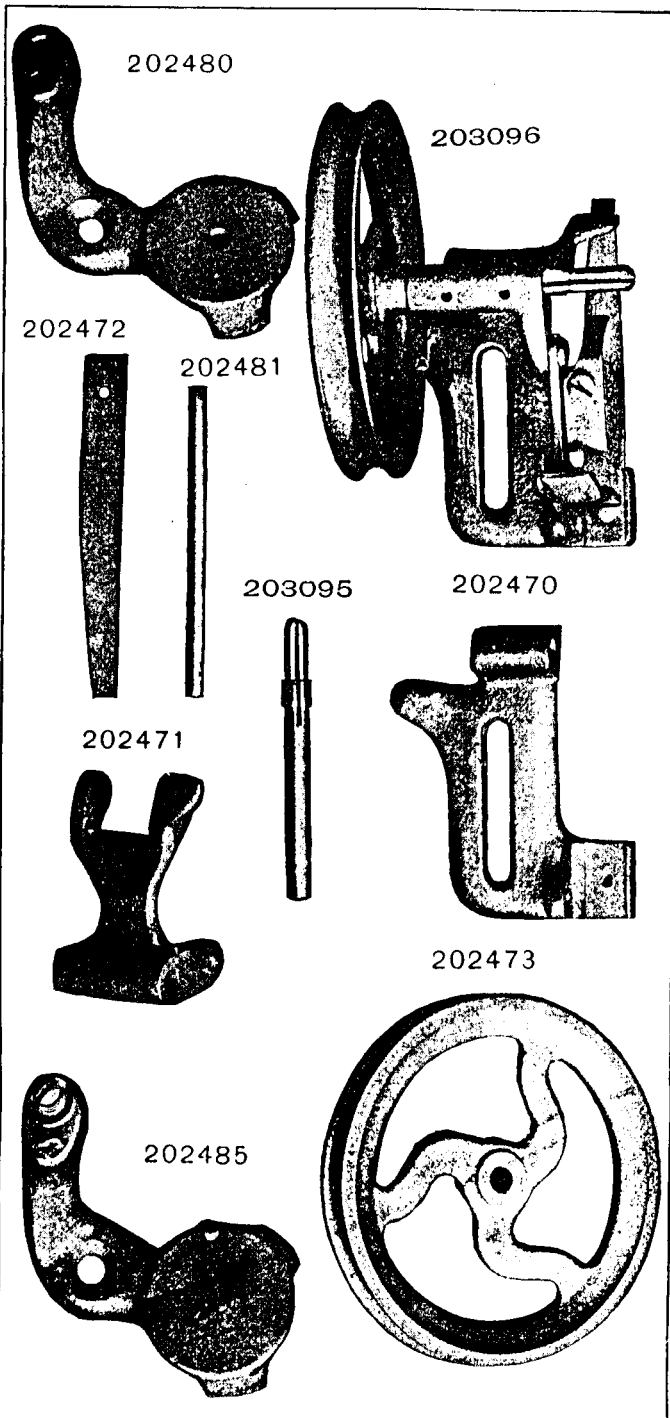


PLATE 10272-FULL SIZE


200221



200011



200056



200299



200380



201537



200161



200355



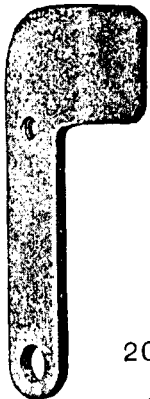
202483



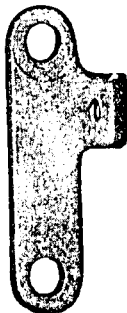
202482



202477



202478



202475

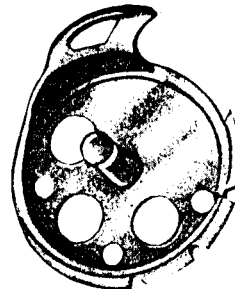


202484 200392



PLATE 10736-FULL SIZE


210846



201016



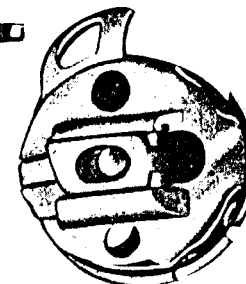
210729



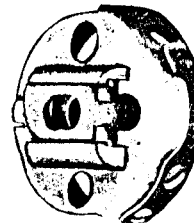
210913



210847



210915



200363



PLATE 10751—ONE-HALF SIZE

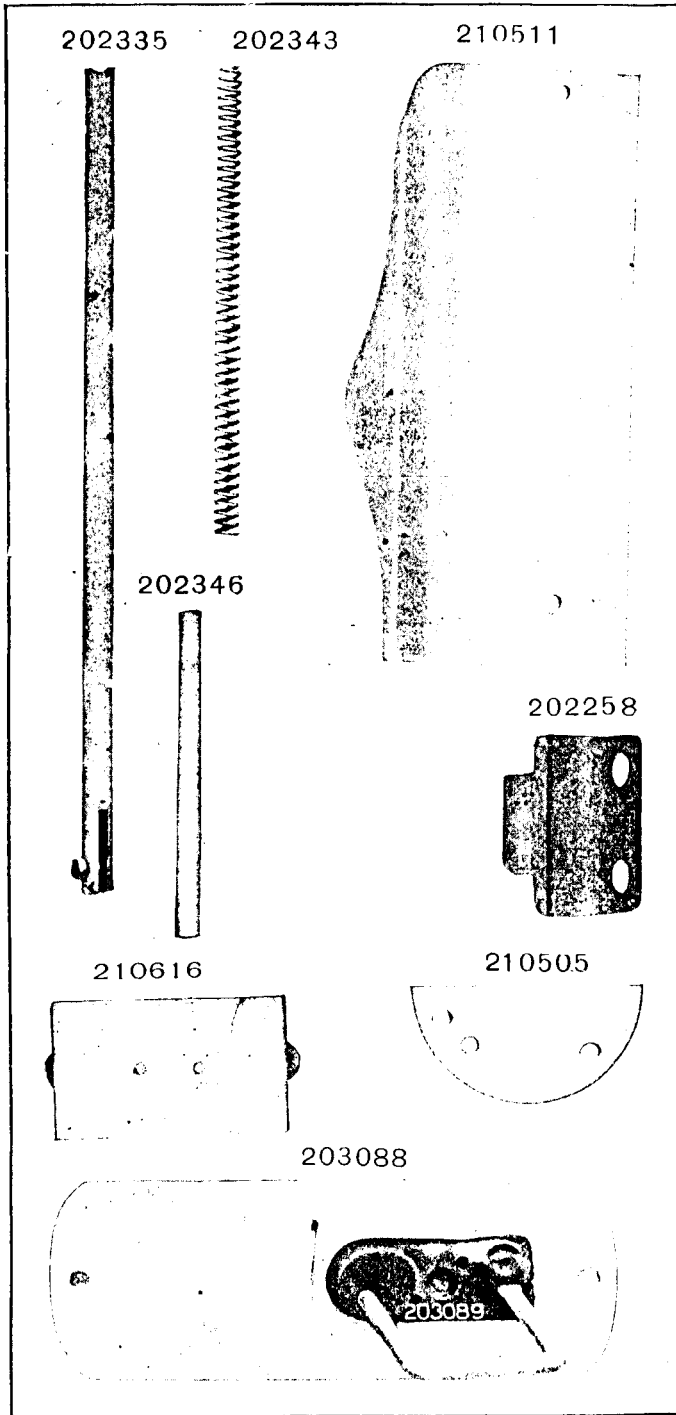


PLATE 10752—ONE-HALF SIZE

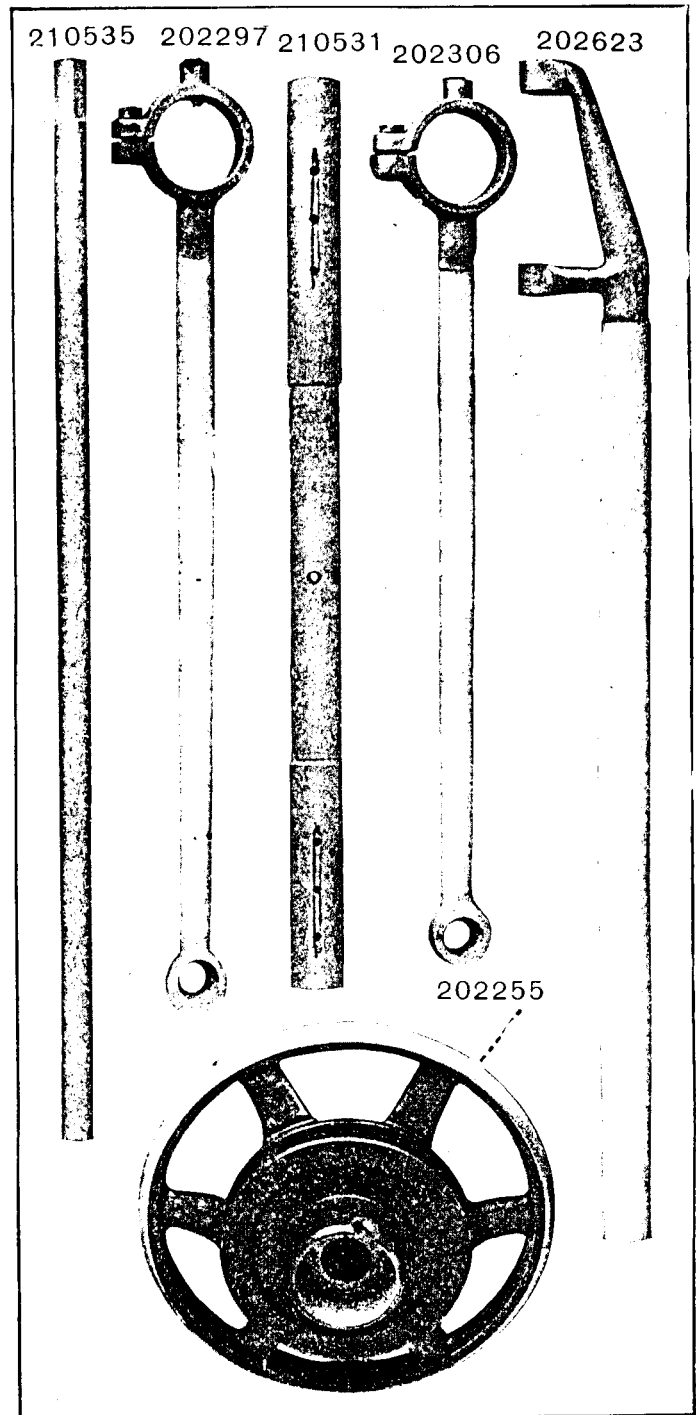


PLATE 10753—ONE-HALF SIZE

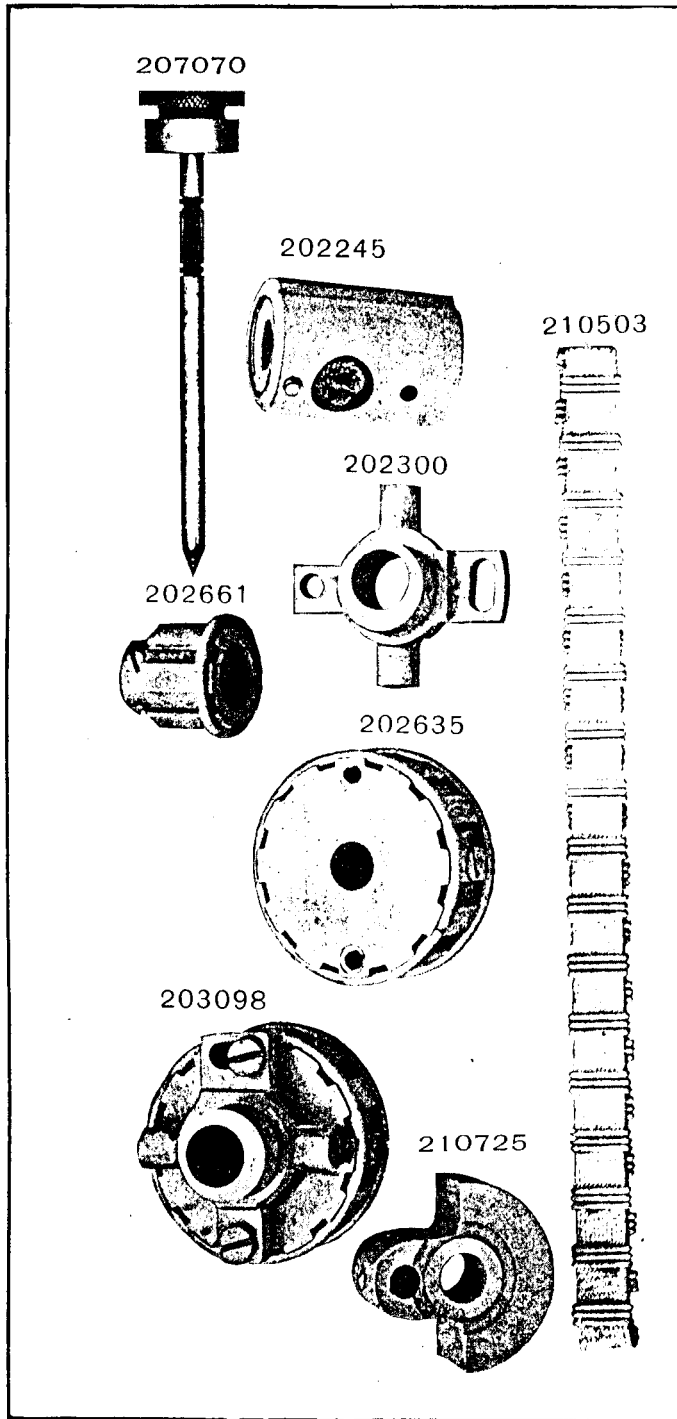


PLATE 10755—FULL SIZE

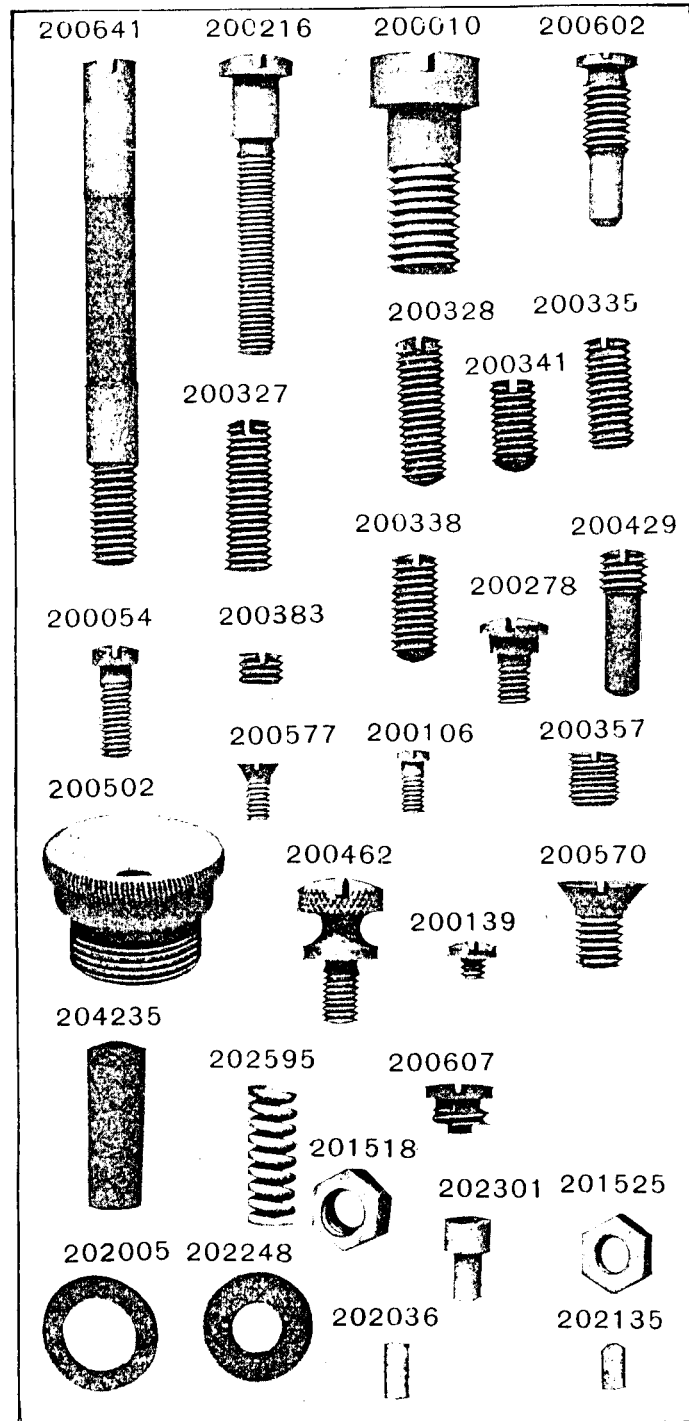


PLATE 10756—FULL SIZE

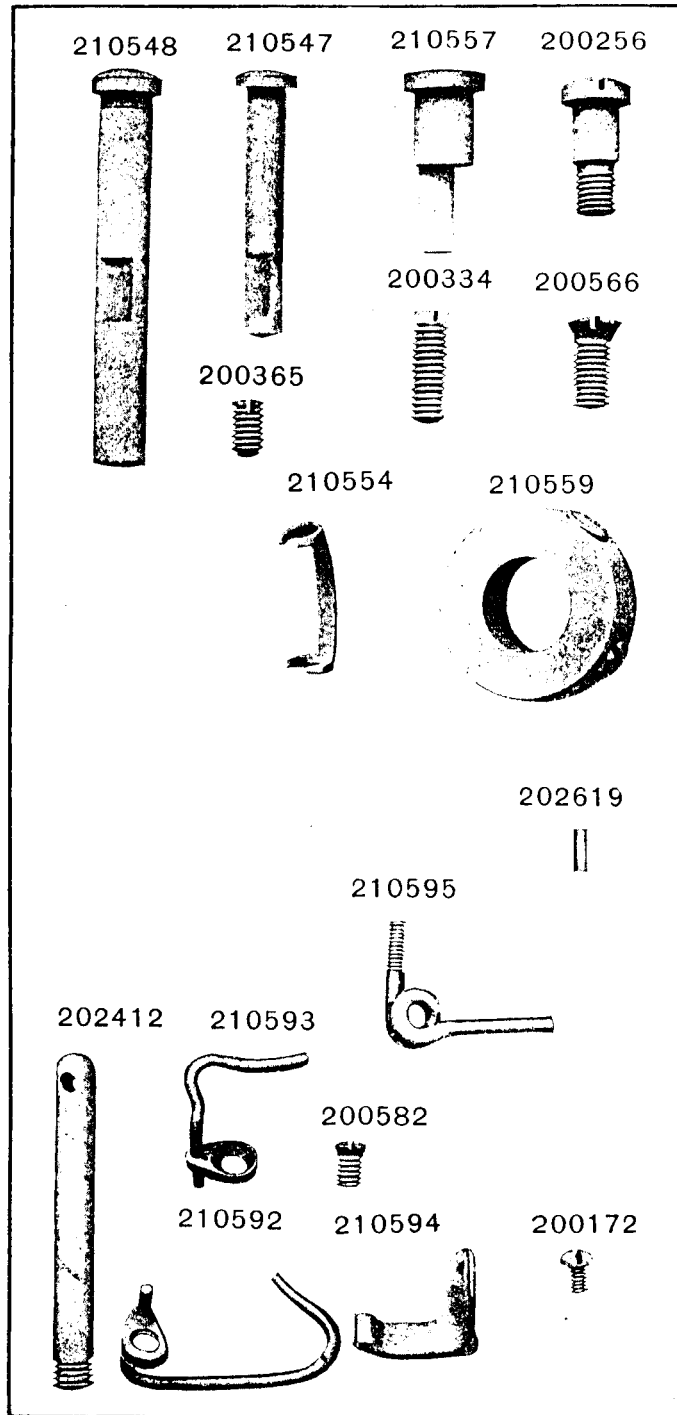


PLATE 10757—FULL SIZE

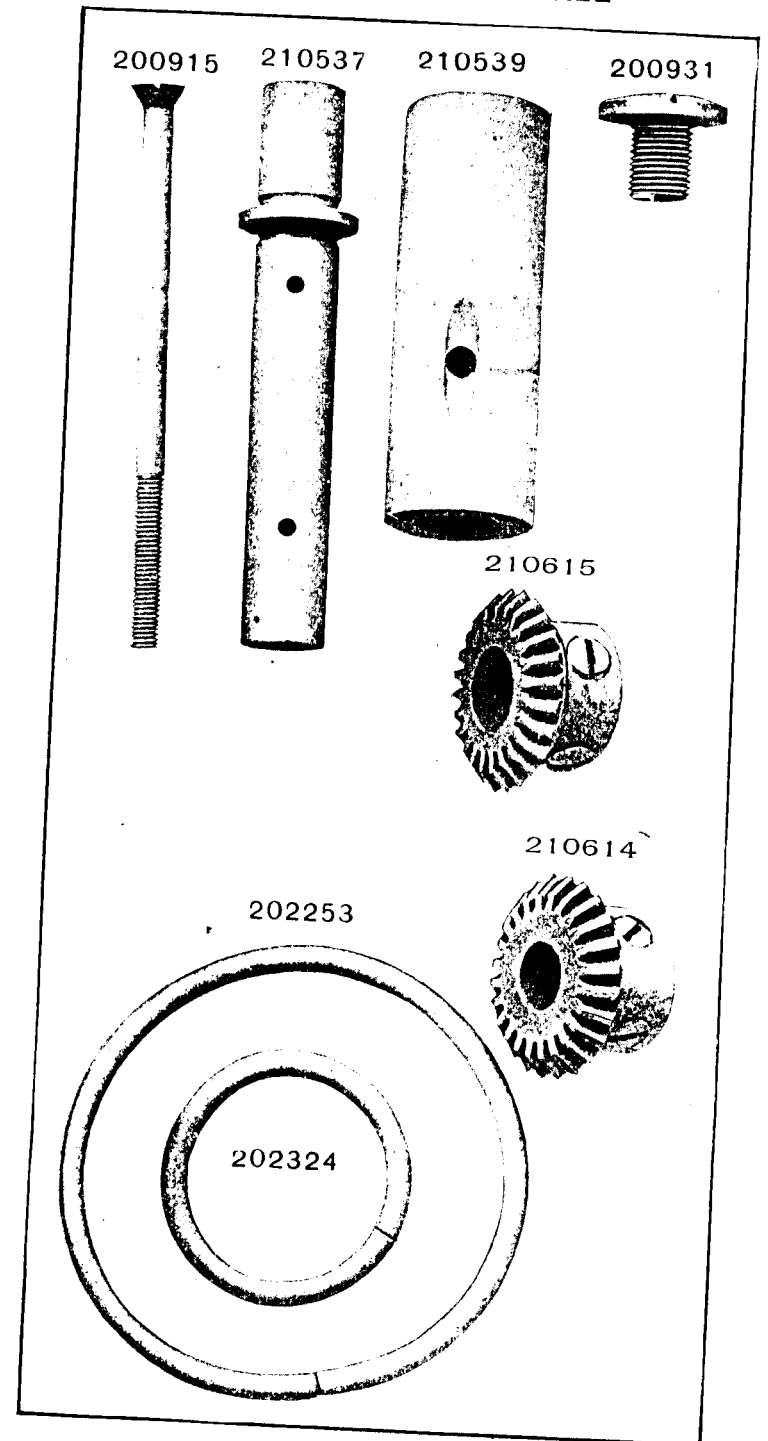


PLATE 10759—FULL SIZE

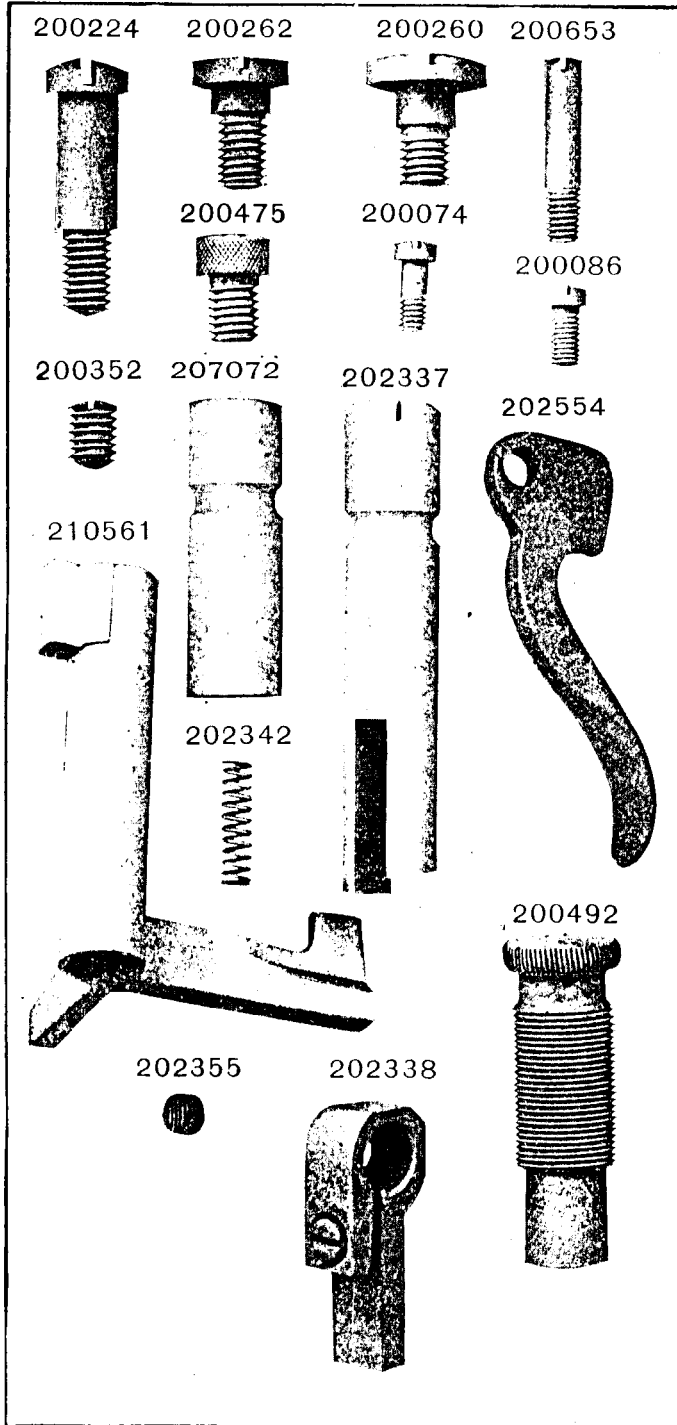


PLATE 10760—FULL SIZE

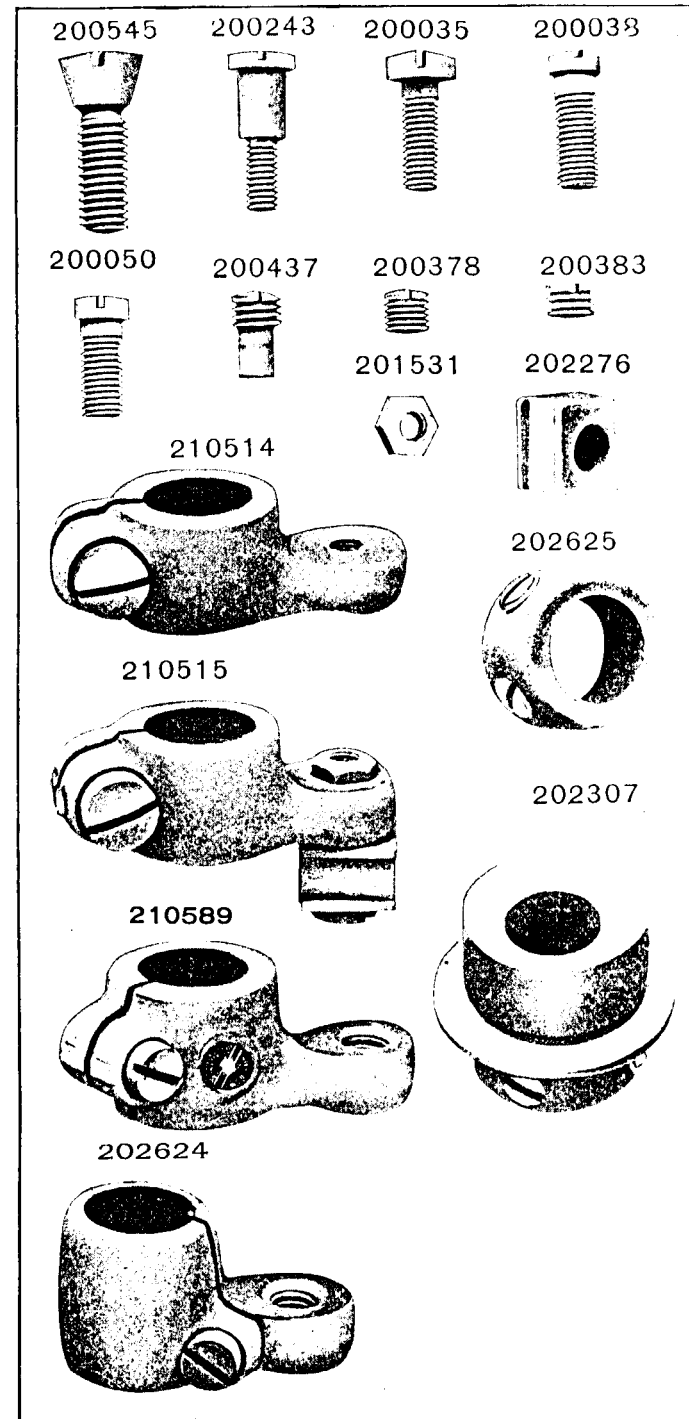


PLATE 10761—FULL SIZE

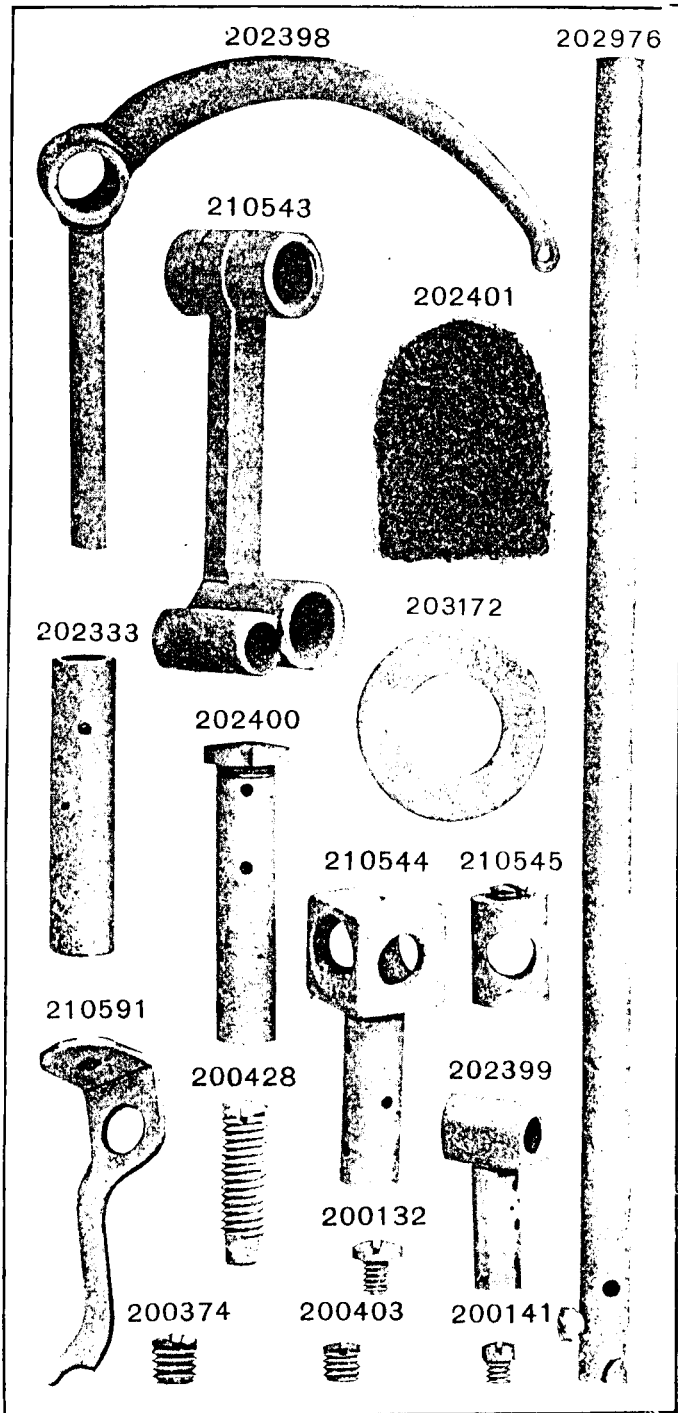


PLATE 10762—FULL SIZE

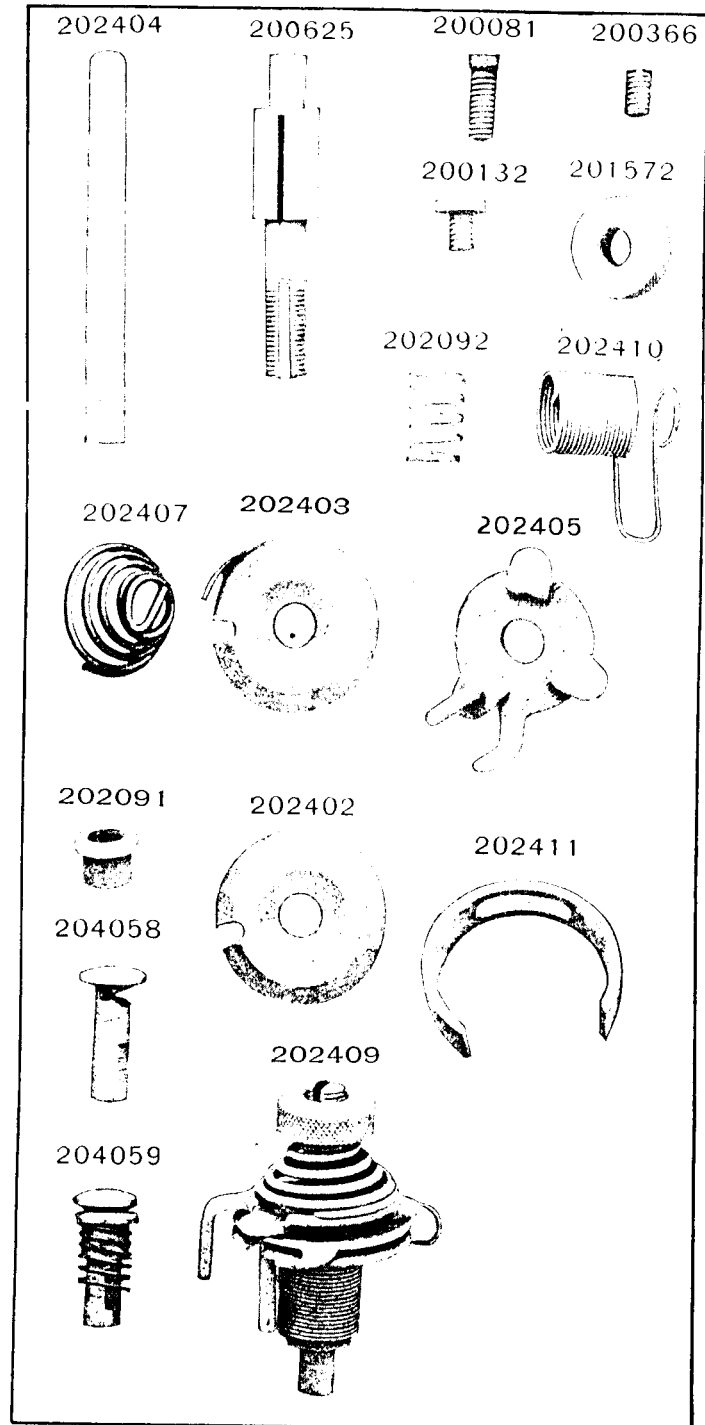
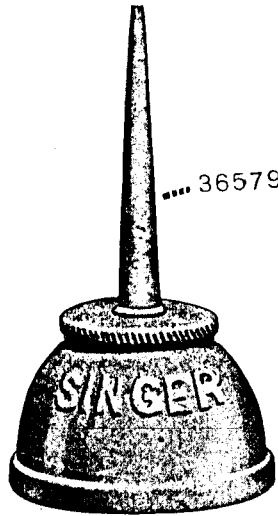


PLATE 10776—ONE-HALF SIZE

36578



36579

225498



225497



225554




41400



PLATE 10881—FULL SIZE

225461




200082




202104



2102



225462



202407



201499



201572



PLATE 10882—FULL SIZE

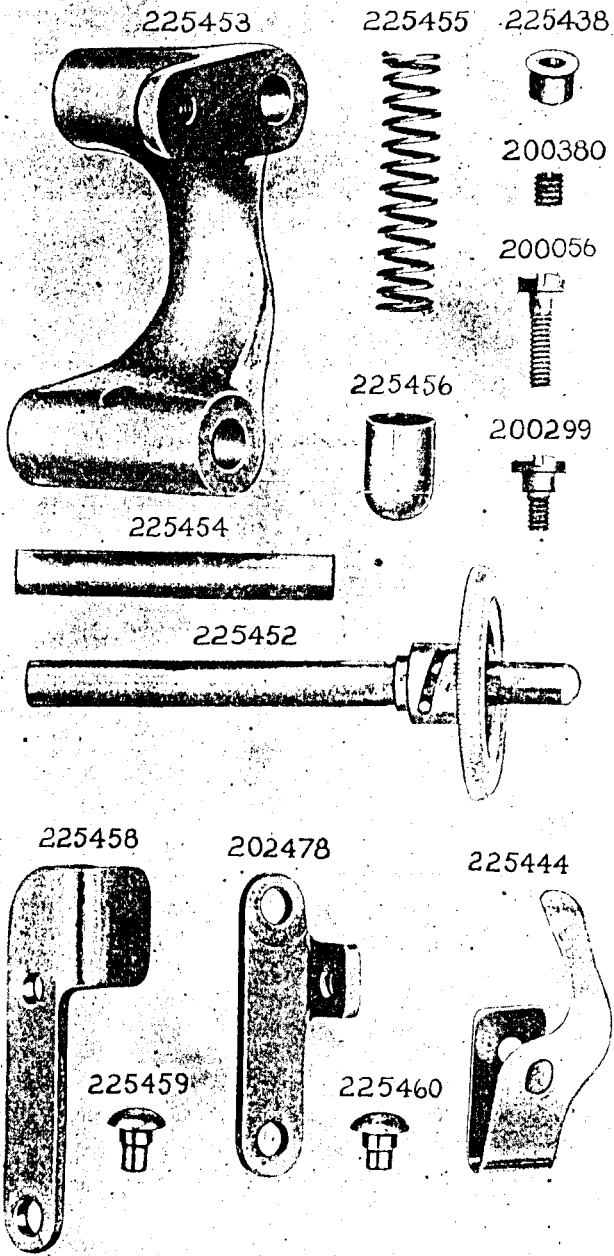


PLATE 10883 ONE-FOURTH SIZE




PLATE 10957—ONE-HALF SIZE

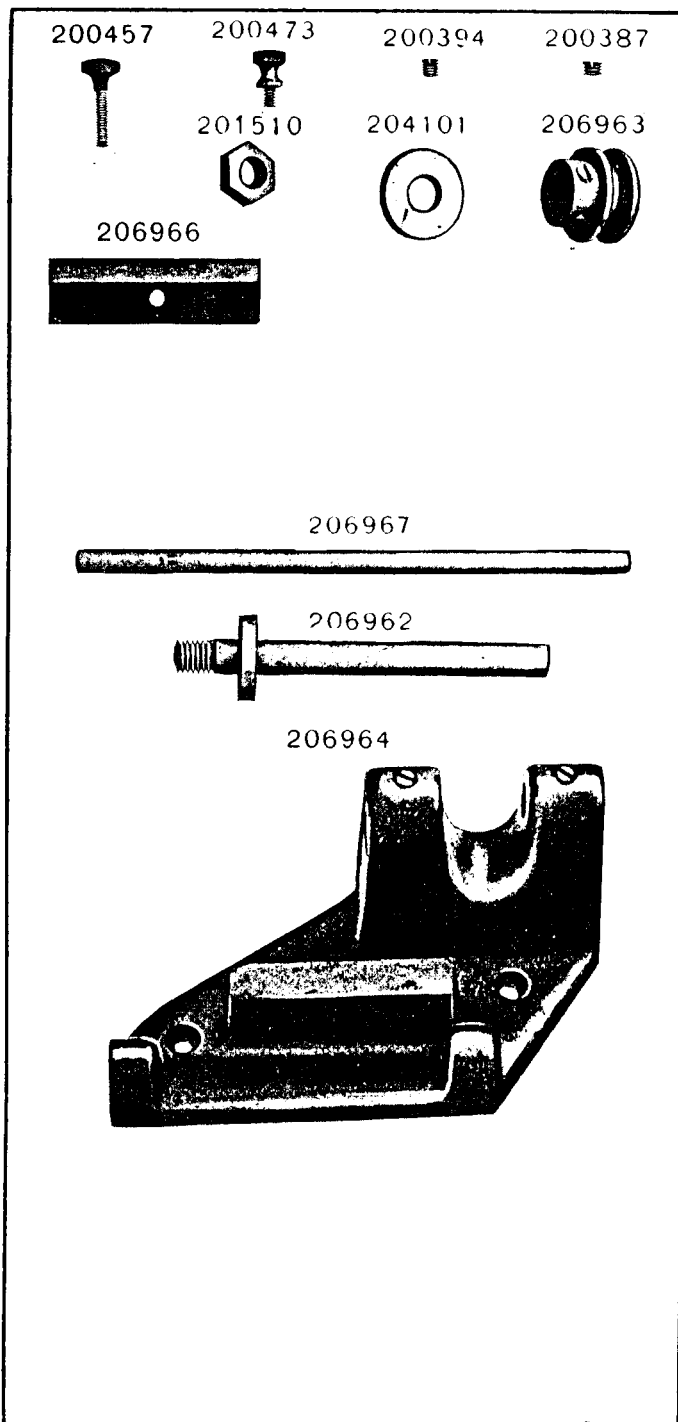


PLATE 10958—ONE-FOURTH SIZE

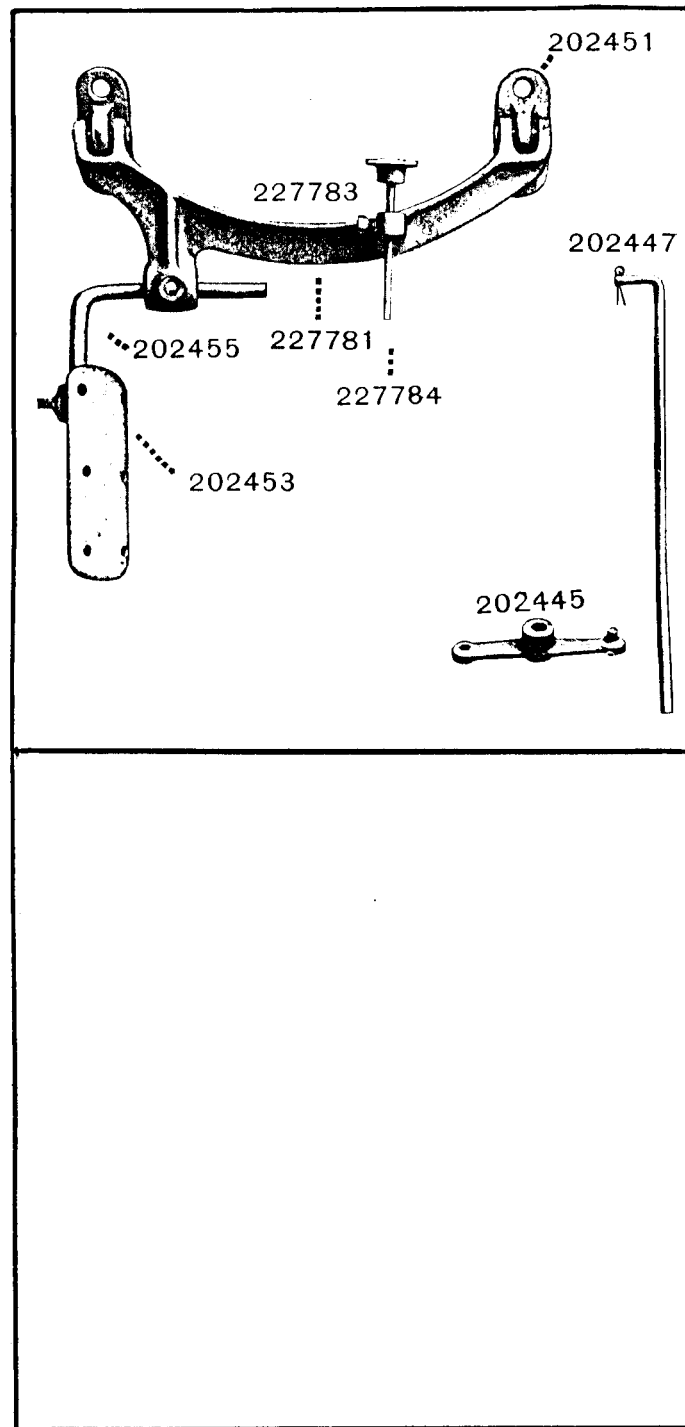


PLATE 13181—ONE-FOURTH SIZE

233046

233080

233097

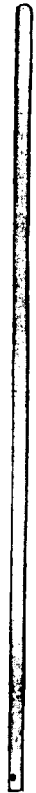


PLATE 13182—FULL SIZE

200079

200585

210530


210735




200577



210764



210734



200964

210845

200076

210736

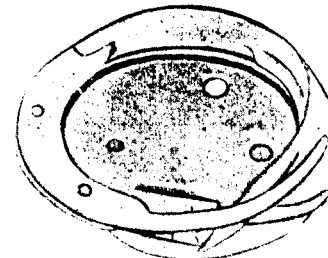


200598



201282

233056



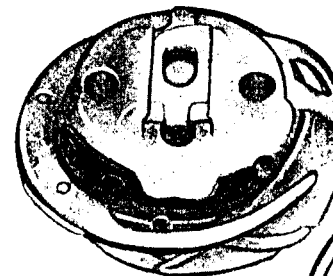
200191



201522



233057



200382



201014



210536

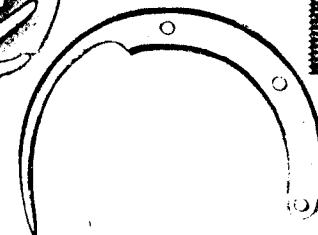


PLATE 13183-FULL SIZE

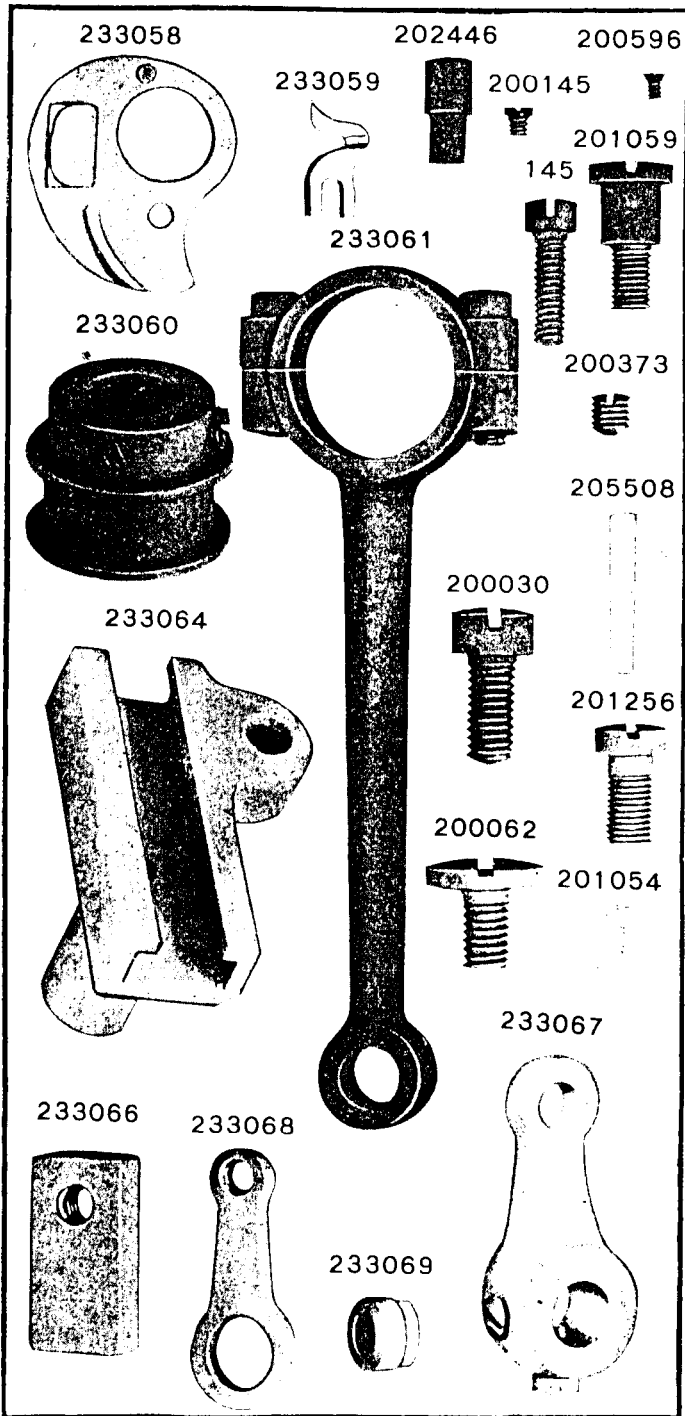


PLATE 13184-FULL SIZE

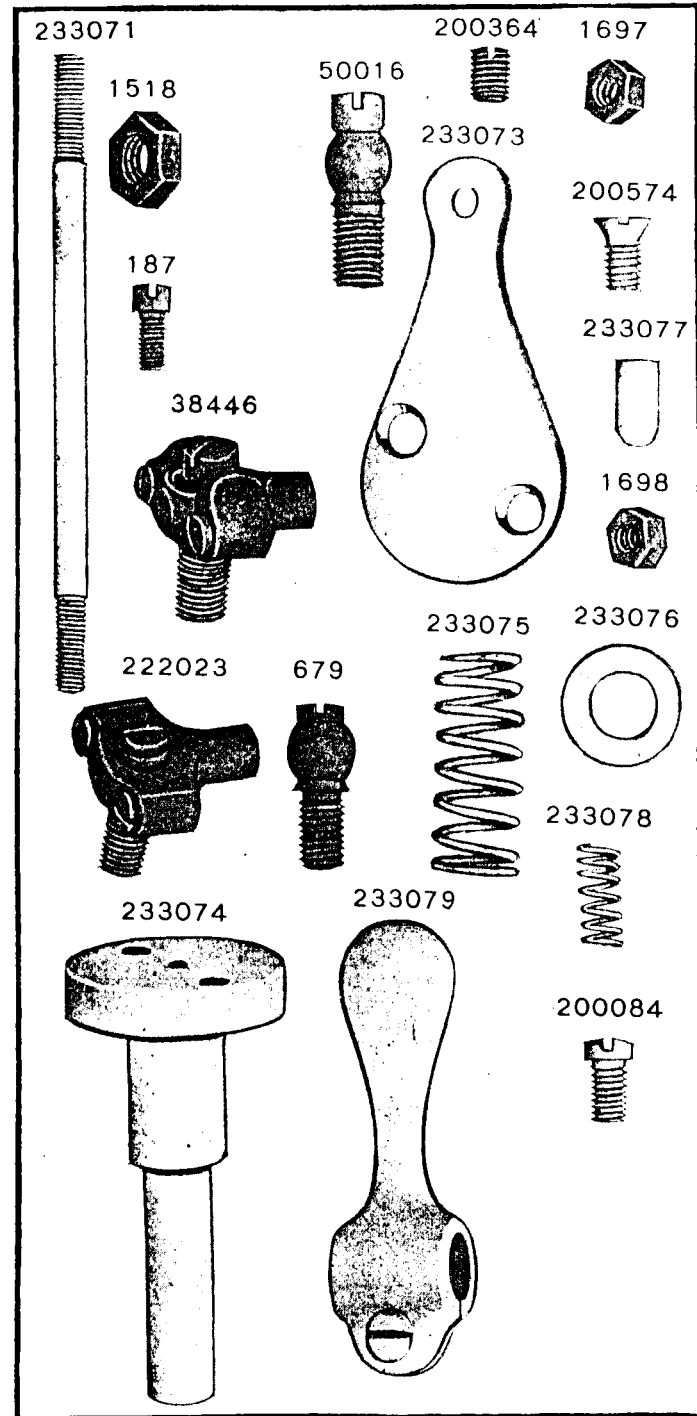


PLATE 13185—ONE-HALF SIZE

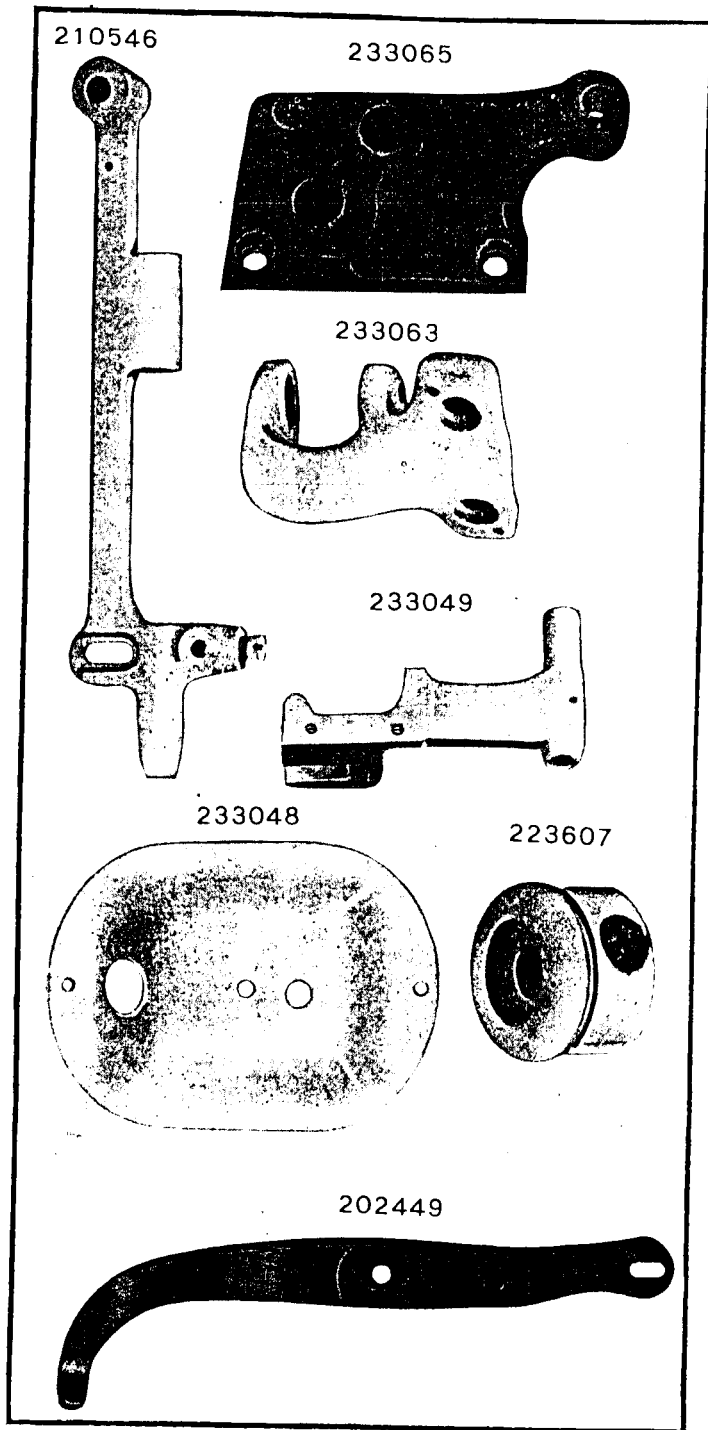


PLATE 13186—FULL SIZE

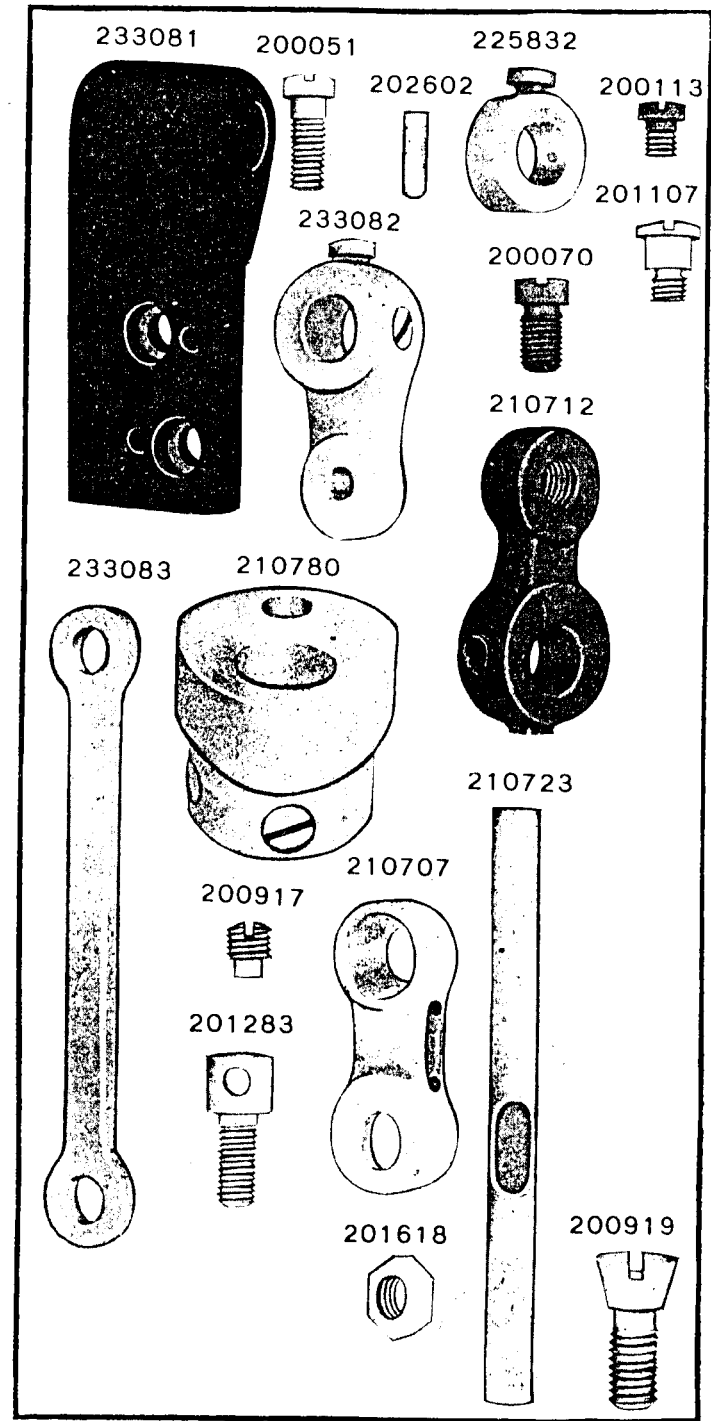


PLATE 13187—ONE-HALF SIZE

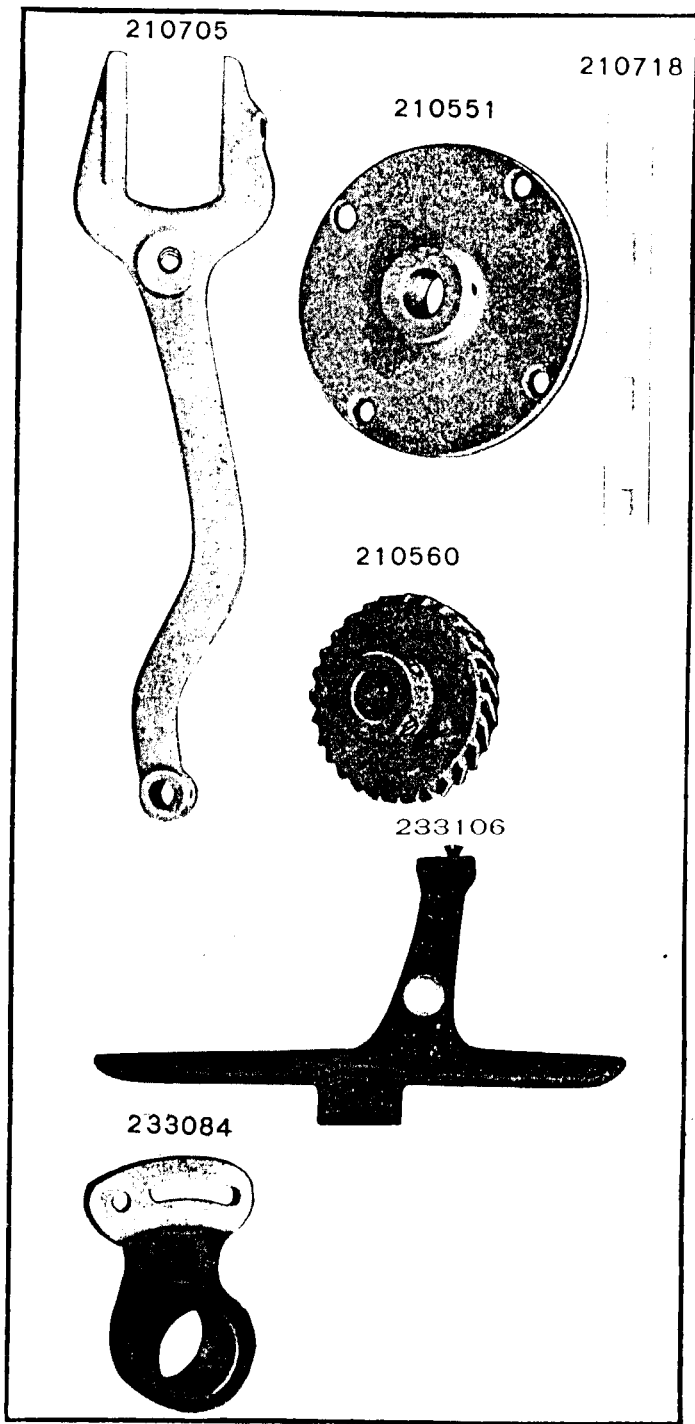


PLATE 13188—FULL SIZE

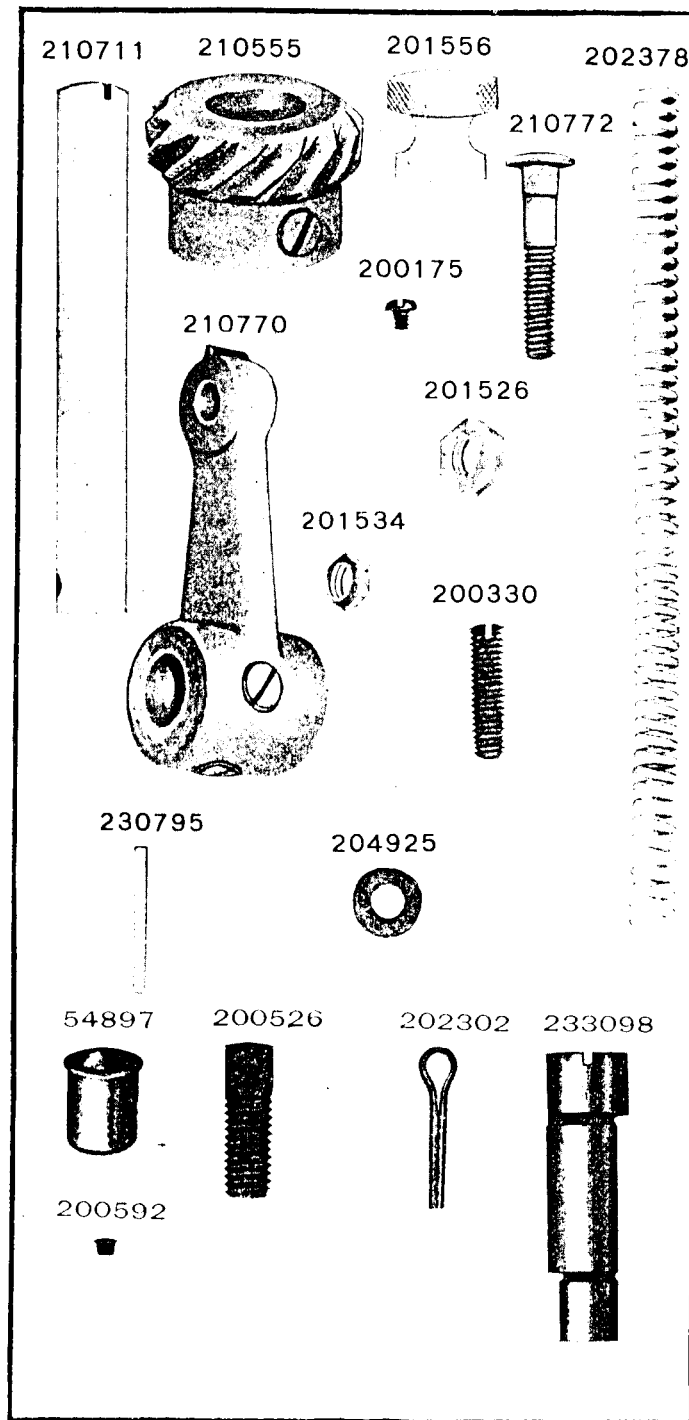


PLATE 13189-FULL SIZE

207031




233102



200466



200522



233103



597



202452




200529

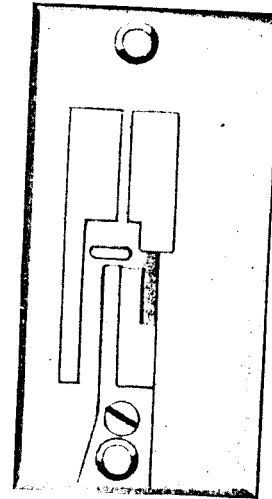


PLATE 13190-FULL SIZE

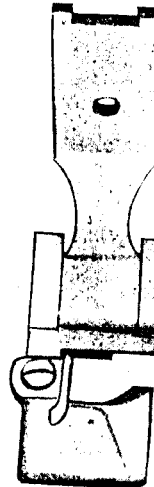
233051



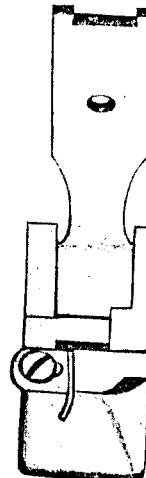
233091



233088



233093



200583



200172



233090



233086

