

LIST OF PARTS



MACHINE No. 123-1

THE SINGER MANUFACTURING COMPANY

INSTRUCTIONS FOR ORDERING

In ordering from this list, use **ONLY** the part **NUMBER** in the **FIRST** column.

The number stamped on a Sewing Machine part is in every case the number of the single part only.

Every combination of parts sent out as such has its specific number, which, although not stamped on the parts, must be used when ordering the combination.

Each number always indicates the **SAME PART** in whatever list it appears, or for whatever machine.

The letters after some of the numbers indicate the style of finish only, as follows:

- A. Hardened, Polished and Plated.
- B. Polished and Plated
- C. Hardened only.
- D. Polished only.
- E. Soft, not Polished.
- F. Hardened and Polished.
- G.
- H. Blued.
- J. Plated only.
- K. Hardened and Plated.
- L. Brass or Gilt.
- M. Oxidized.
- P. Japanned.
- R. Parkerized.

These letters **MUST BE USED** *when* they appear in the list and **AFTER** the number **as** in the list.

In this series

1 to 1500 and 50001 to 51500 are Screw Numbers.

1501 to 1800 are Nut Numbers.

1801 to 2000 are Roller Numbers.

2001 to 50000 and 52001 and upward are numbers of Machine Parts.

The figures in the second column refer only to the plates, illustrating the parts, and are **NOT TO BE USED** in ordering.

Parts marked with an asterisk (*) are furnished only when repairs are made at factory.

When ordering parts which differ as to **GAUGE** (the distance between seams) the **GAUGE** as well as the **NUMBER** **MUST BE GIVEN** on order.

INDEX

	PAGE
ACCESSORIES	21
BOBBIN WINDER.....	22
FOOT LIFTER PARTS.....	23
MACHINE NO. 123-1.....	7
NUMERICAL LIST OF PARTS.....	27
OBSOLETE PARTS.....	24
THREAD UNWINDER.....	23


COPYRIGHT, U. S. A., 1918, 1920 AND 1921

BY

THE SINGER MANUFACTURING CO.

ALL RIGHTS RESERVED FOR ALL COUNTRIES

**LIST OF PARTS COMPLETE
FOR
MACHINE No. 123-1**



MACHINE No. 123-1

FOR SEWING CANVAS BELTING UP TO $\frac{5}{8}$ INCH AND RUBBER BELTING UP TO $\frac{1}{2}$ INCH THICK AND UP TO 12 INCHES WIDE. TWO NEEDLES, TWO CYLINDER SHUTTLES. GAUGES FROM 1 TO $1\frac{1}{2}$ INCHES. CONTINUOUS FEED ACTUATED BY WORM AND WORM WHEEL, VIBRATING NEEDLE BAR AND PRESSER BAR, SCREW GUIDE HAVING LOCKING DEVICE TO ASSIST THE OPERATOR IN MAKING ONE FULL TURN OF THE SCREW GUIDE WHEN CHANGING FROM ONE LINE OF STITCHING TO THE NEXT. FEED ROLLS $4\frac{1}{2}$ INCHES IN DIAMETER. THE LENGTH OF THE UPPER FEED ROLL IS 19 INCHES AND THE LOWER FEED ROLL 25 INCHES. MECHANISM FOR RAISING THE UPPER FEED ROLL IS FITTED ON THE FRONT OF THE MACHINE AND CAN BE OPERATED BY EITHER HAND OR FOOT. THE FEED ROLLS ARE OPEN AT THE END FOR THE ENTRANCE OF ENDLESS BELTS AND ARE POSITIVELY DRIVEN. THE MACHINE IS FITTED WITH AN OIL CUP ON THE TOP OF THE ARM FOR OILING THE SHUTTLES AND ARM SHAFT WRIST BEARING, THE OIL BEING CARRIED BY OIL TUBES. IN THE OPERATION OF THE MACHINE THE BALANCE WHEEL TURNS FROM INSTEAD OF TOWARD THE OPERATOR. LIFT OF PRESSER FOOT $\frac{3}{8}$ INCH. LIFT OF UPPER FEED ROLL $\frac{1}{8}$ INCH.

NO.	PLATE	NAME
*123001	---	Arm.....
19785	8343	" Dowel Pin.....
54897	8334	" Oil Cup.....
50347E	8352	" Screw.....
43263	8334	" " Washer.....
123002	8330	" Shaft.....
16969	8334	" " Back Bearing Oil Cup.....
123003	8333	" " Bushing (bronze) for 123091..
123004	8332	" " " (back).....
949D	8353	" " " " Set Screw....
123005	8332	" " " (front).....
840E	8353	" " " " Set Screw....
123006	8333	" " " (intermediate).....
129E	8353	" " " " Set Screw
123007	---	" " Gear (15 teeth) with 858c, for 123210.....

NO.	PLATE	NAME
123008	—	Arm Shaft Gear (16 teeth) with 858c, for 123211.....
123009	8333	Arm Shaft Gear (17 teeth) with 858c, for 123212.....
123010	—	Arm Shaft Gear (18 teeth) with 858c, for 123213.....
123011	—	Arm Shaft Gear (19 teeth) with 858c, for 123214.....
123012	—	Arm Shaft Gear (20 teeth) with 858c, for 123215.....
123013	—	Arm Shaft Gear (21 teeth) with 858c, for 123216.....
123014	—	Arm Shaft Gear (22 teeth) with 858c, for 123217.....
123015	—	Arm Shaft Gear (23 teeth) with 858c, for 123218.....
123016	—	Arm Shaft Gear (24 teeth) with 858c, for 123219.....
123017	—	Arm Shaft Gear (25 teeth) with 858c, for 123220.....
16964	8351	Arm Shaft Gear Key.....
858c	8355	" " " Set Screw.....
11913	8332	" Side Cover.....
65D	8353	" " " Hinge Screw.....
123018	8330	Balance Wheel with 344c.....
16964	8351	" " Key.....
344c	8354	" " Set Screw.....
*123020	—	Bed.....
389D	8353	" Oil Hole Screw.....
123021	8332	Belt Shifter (left).....
123253	8332	" " (right).....
123022	8332	" " Frame with two 363c.....
123023	8332	" " " Connection (forked) with 50084c and 50195c.....
50084c	8355	Belt Shifter Frame Connection Set Screw.....
17D	8353	" " " " Hinge Screw.....
50195c	8353	" " " " Position Screw.....
123024	8333	" " " Guide Rod.....
21543	8334	" " " " Collar with 450c.....
450c	8355	Belt Shifter Frame Guide Rod Collar Set Screw.....
123025	8333	Belt Shifter Frame Sliding Rod.....
123026	8333	" " " " Bracket.....
1396D	8353	" " " " " Screw.....

NO.	PLATE	NAME
21543	8334	Belt Shifter Frame Sliding Rod Collar with 450c.....
450c	8355	Belt Shifter Frame Sliding Rod Collar Set Screw.....
437c	8355	Belt Shifter Frame Sliding Rod Set Screw.....
123027	8333	" " Latch.....
946D	8353	" " " Hinge Screw.....
123028	8334	" " " Plate.....
2049	8334	" " " " Position Pin.....
1177D	8353	" " " " Screw.....
19510	8334	" " " Spring.....
19613	8334	" " " " Hook.....
959D	8353	" " " " Screw.....
2049	8334	" " " Stop Pin.....
123029	8332	" " Lever with 50084c and 50195c.....
50084c	8355	" " " Set Screw.....
123030	8333	" " " Handle.....
1512E	8342	" " " " Nut.....
50195c	8353	" " " Position Screw.....
123031	8332	" " " Shaft.....
363c	8355	" " Set Screw.....
123032	8332	Crank Connecting Rod with 123033, 123034 and two 50486E.....
*123033	—	Crank Connecting Rod Cap.....
123034	8343	" " " " Oil Tube.....
50486E	8353	" " " " Screw.....
123035	8334	" " " Hinge Pin.....
9082	8334	" " " " " Cotter Pin.....
690D	8353	Crank Connecting Rod Hinge Pin Set Screw.....
123036	8331	Feed Roll (lower) with two 605c.....
123037	8351	" " " Key.....
605c	8355	" " " Set Screw.....
123038	8331	" " (upper).....
123039	8333	" " " Adjusting Pitman (left).....
50487E	8352	" " " " " " " Hinge Screw.....
1759E	8355	Feed Roll (upper) Adjusting Pitman (left) Nut.....
123040	8333	Feed Roll (upper) Adjusting Pitman (right).....
123041	8332	Feed Roll (upper) Adjusting Pitman (right) Bracket.....
1062E	8354	Feed Roll (upper) Adjusting Pitman (right) Bracket Screw.....

NO.	PLATE	NAME
1646E	8355	Feed Roll (upper) Sleeve Screw Centre Nut
123076	8330	" Shaft
123077	8330	" " Bracket (intermediate)
4389	8343	" " " " Dowel Pin
731E	8352	" " " " Screw
123078	8336	" " " (left)
4389	8343	" " " " Dowel Pin
731E	8352	" " " " Screw
123079	8337	" " " (right)
731E	8352	" " " " Screw
123058	8335	" " Collar with two 434c
434c	8355	" " Set Screw
123080	—	" " Driving Gear (48 teeth) for 123210
123081	—	" " " " (47 teeth) for 123211
123082	8337	" " " " (46 teeth) for 123212
123083	—	" " " " (45 teeth) for 123213
123084	—	" " " " (44 teeth) for 123214
123085	—	" " " " (43 teeth) for 123215
123086	—	" " " " (42 teeth) for 123216
123087	—	" " " " (41 teeth) for 123217
123088	—	" " " " (40 teeth) for 123218
123089	—	" " " " (39 teeth) for 123219
123090	—	" " " " (38 teeth) for 123220
123091	8330	" " " " Bracket
779E	8352	" " " " " Screw
123092	8331	" " " " Cover
1186D	8353	" " " " " Screw
123093	8351	" " " " Key
123094	8337	" " " " Worm with two 448c
123095	8351	" " " " Key
448c	8355	" " " " Set Screw
123096	8337	" " " " Shaft
123097	8337	" " " " " Bracket
20677	8343	" " " " " " "
		Dowel Pin
50491E	8352	Feed Shaft Driving Worm Shaft Bracket Screw
123098	8335	Feed Shaft Driving Worm Shaft Bushing (intermediate) bronze
190D	8353	Feed Shaft Driving Worm Shaft Bushing (intermediate) Screw
123099	8335	Feed Shaft Driving Worm Shaft Bushing (lower)
123100	8335	Feed Shaft Driving Worm Shaft Bushing (upper)
123101	8337	Feed Shaft Driving Worm Shaft Gear (bevel) with 50084c

NO.	PLATE	NAME
123102	8335	Feed Shaft Driving Worm Shaft Gear Driving Pinion
123103	8335	Feed Shaft Driving Worm Shaft Gear Driving Pinion Stud
123104	8334	Feed Shaft Driving Worm Shaft Gear Driving Pinion Stud Oil Tube with 64848
64848	8334	Feed Shaft Driving Worm Shaft Gear Driving Pinion Stud Oil Tube Oil Cup
434c	8355	Feed Shaft Driving Worm Shaft Gear Driving Pinion Stud Set Screw
123105	8351	Feed Shaft Driving Worm Shaft Gear Key
50084c	8355	" " " " " " " " Set Screw
123106	8338	Feed Shaft Driving Worm Shaft Gear Washer
123107	8339	Feed Shaft Driving Worm Washer
123108	8337	" " " " Wheel with 354c
123109	8331	Feed Shaft Driving Worm Wheel Case and Worm Shaft Bracket
20677	8343	Feed Shaft Driving Worm Wheel Case and Worm Shaft Bracket Dowel Pin
50492E	8352	Feed Shaft Driving Worm Wheel Case and Worm Shaft Bracket Screw
123110	8337	Feed Shaft Driving Worm Wheel Case Cover (small) with two 50084c
1394D	8353	Feed Shaft Driving Worm Wheel Case Cover (small) Screw
41544	8334	Feed Shaft Driving Worm Wheel Case Cover (small) Screw Washer
50084c	8355	Feed Shaft Driving Worm Wheel Case Cover (small) Set Screw
123111	8337	Feed Shaft Driving Worm Wheel Case Cover (small) Washer (leather)
123112	8337	Feed Shaft Driving Worm Wheel Case Cover (large)
123113	8337	Feed Shaft Driving Worm Wheel Case Cover (large) Packing (paper)
190D	8353	Feed Shaft Driving Worm Wheel Case Cover (large) Screw
123114	8338	Feed Shaft Driving Worm Wheel Case Lubricant Hole Cover
123115	8339	Feed Shaft Driving Worm Wheel Case Lubricant Hole Cover Chain with 9010 and 25030

NO.	PLATE	NAME
448c	8355	Needle Bar and Presser Bar Rock Shaft Crank (front) Slide Block Hinge Pin Set Screw
123138	8340	Needle Bar and Presser Bar Rocking Frame
123139	8338	Needle Bar and Presser Bar Rocking Frame Guide (lower)
690b	8353	Needle Bar and Presser Bar Rocking Frame Guide (lower) Screw
123140	8338	Needle Bar and Presser Bar Rocking Frame Guide (upper)
690b	8353	Needle Bar and Presser Bar Rocking Frame Guide (upper) Screw
123141	8339	Needle Bar and Presser Bar Rocking Frame Position Block
1177d	8353	Needle Bar and Presser Bar Rocking Frame Position Block Screw
123142	8339	Needle Bar Bushing
123143	8338	" " Connecting Bracket with 692b
692b	8354	" " " " Clamping Screw
123145	8341	Needle Bar Connecting Link
50503c	8354	" " " " Hinge Screw
50504c	8355	" " " " " " Set Screw
123256	8342	Needle Clamp Stud (left) with 2269
123257	8342	" " " (right) with 2269
123258	8342	" " " Collar (left)
123259	8342	" " " " (right)
2269	8342	" " " " Position Pin
1512E	8342	" " " Nut
123260	8342	" " Thread Guide
1492b	8342	" " " " Screw
123151	8341	" Plate with 123152 and 123153, for No. 31 Needle
123245	—	Needle Plate with 123152 and 123153, for Nos. 27 and 29 Needles
381b	8353	Needle Plate Screw
123152	8341	" " Slide (left)
123153	8341	" " " (right)
123154	8340	Oil Cup (large)
123155	8340	" " " Cover
724b	8353	" " " " Hinge Screw
123156	8342	" " " Tube
58863	8342	" " " Valve (brass) with 58864
58864	8342	" " " " Handle (brass)
1654c	8342	" " " " Lock Nut

NO.	PLATE	NAME
1741c	8342	Oil Cup (large) Valve Nut
123157	8340	Oil Cup (large) complete, Nos. 724b, 123154, 123155, two 123261 and three each 1654c, 1741c, 58863 and 123156
123261	8342	Oil Cup (large) Position Pin
123158	8341	" " (small)
123159	8341	" " " Cover
724b	8353	" " " " Hinge Screw
123160	8342	" " " Tube
58863	8342	" " " Valve (brass) with 58864
58864	8342	" " " " Handle (brass)
1654c	8342	" " " " Lock Nut
1741c	8342	" " " " Nut
123161	8341	Oil Cup (small) complete, Nos. 724b, 1654c, 1741c, 58863 and 123158 to 123160
1177d	8353	Oil Cup (small) Screw
123162	8359	" Pipe for oiling inside shuttle
123163	8359	" " " " outside shuttle
123164	8342	" " Strap (back)
690b	8353	" " " " Screw
123165	8342	" " " (front)
690b	8353	" " " " Screw
123166	8343	" Tube for oiling 123032
123167	8343	" " " " 123169
123168	8343	" " " " oscillating shaft bearing
123269	8343	" " " " arm shaft intermediate bearing
123169	8340	Oscillating Segment (bronze) with two 692b
692b	8354	Oscillating Segment Clamping Screw
123170	8340	" " Connection
123171	8340	" " " Hinge Pin
9082	8334	" " " " " Cotter Pin
141E	8353	Oscillating Segment Connection Hinge Pin Set Screw
123172	8344	Oscillating Shaft
123173	8341	" " Collar with two 434c
434c	8355	" " " Set Screw
123174	8341	" " Pinion with 448c
20677	8343	" " " Pin
448c	8355	" " " Set Screw
123175	8344	Presser Bar
123176	8345	" " Guide Bracket with 454c
123177	8345	" " " " Guide
169F	8345	" " " " " Screw

NO.	PLATE	NAME
3012	8343	Presser Bar Guide Bracket Pin.....
454c	8345	“ “ “ “ Set Screw....
123262	8344	“ “ Spring (flat).....
123263	8344	“ “ “ Holder.....
123264	—	Presser Bar Spring Holder complete, Nos. 164E, 1606c, 50323b, 123263 and 123265
123265	8345	Presser Bar Spring Holder Cap with four 19877.....
19877	8345	Presser Bar Spring Holder Cap Pin.....
164E	8345	“ “ “ “ “ Screw....
123181	8341	“ “ “ “ Connecting Link
50142d	8353	“ “ “ “ “ “
		Cap Screw.....
123182	8345	Presser Bar Spring Holder Connecting Link Hinge Stud.....
123183	8345	Presser Bar Spring Holder Connecting Link Hinge Stud Cotter Pin.....
50495d	8352	Presser Bar Spring Holder Connecting Link Stop Screw.....
123182	8345	Presser Bar Spring Holder Hinge Stud....
123183	8345	“ “ “ “ “ “ Cot- ter Pin.....
50323d	8354	Presser Bar Spring Regulating Screw....
1606c	8355	“ “ “ “ “ Lock Nut.....
123266	8341	Presser Bar Spring Plunger.....
123267	—	Presser Bar Spring Plunger complete, Nos. 51828, 123188, 123189 and 123266....
123187	8341	Presser Bar Spring Plunger Bushing.....
1396d	8353	“ “ “ “ “ Set Screw.....
51828	8345	Presser Bar Spring Plunger Roller.....
123188	8345	“ “ “ “ “ Stud
123189	8345	“ “ “ “ “ “
		Cotter Pin.....
123190	8346	Presser Bar Spring Lifting Cam (two pieces) with 832c and two 1177E.....
1177E	8353	Presser Bar Spring Lifting Cam Screw....
832c	8355	“ “ “ “ “ Set Screw
123191	8346	“ “ “ Releasing Lever with 1193d.....
1193d	8353	Presser Bar Spring Releasing Lever Clamp- ing Screw.....
123192	8346	Presser Bar Spring Releasing Lever Shaft (eccentric).....
50496d	8354	Presser Bar Spring Screw.....
123193	8341	“ Foot with 50497c.....

NO.	PLATE	NAME
50497c	8354	Presser Foot Clamping Screw.....
11622	8345	“ “ Spring.....
9010	8339	“ “ “ Hook.....
1239d	8345	“ “ “ Screw.....
123194	8330	Pulley (loose) with 448c and 123195.....
448c	8355	“ Oil Stop Screw.....
123195	8343	“ “ Tube (brass).....
123196	8340	“ Sleeve.....
123019	8342	“ “ Retaining Block.....
16901	8347	Shuttle (inside) Bobbin.....
43273	8347	“ “ “ Centre Pin.....
43274	7817	“ “ “ Cylinder with 43273....
123237	—	“ “ “ 43274 with 1323F and 123236.....
8777	8347	Shuttle (inside) Cylinder Hinge Pin.....
43239	8347	“ “ “ Latch.....
43236	8348	“ “ “ “ Hinge Pin
19869	8348	“ “ “ “ Spring... 43240 7817 “ “ Frame.....
43240	7817	“ “ “ Frame.....
123236	8347	“ “ “ Tension Spring.....
1323F	8347	“ “ “ Regulating Screw
123238	8347	Shuttle (inside, cylinder) 4 in. diam., complete, Nos. 8777, 16901, 19869, 43236, 43239, 43240 and 123237.....
16901	8347	Shuttle (outside) Bobbin.....
43273	8347	“ “ “ Centre Pin.....
43282	8348	“ “ “ Cylinder with 43273....
123240	—	“ “ “ 43282 with 1323F and 123239.....
8777	8347	Shuttle (outside) Cylinder Hinge Pin....
43235	8348	“ “ “ “ Latch.....
43236	8348	“ “ “ “ Hinge Pin
19869	8348	“ “ “ “ Spring... 43242 7819 “ “ Frame.....
43242	7819	“ “ “ Frame.....
123239	8348	“ “ “ Tension Spring.....
1323F	8347	“ “ “ Regulating Screw
123241	8348	Shuttle (outside, cylinder) 4 in. diam., complete, Nos. 8777, 16901, 19869, 43235, 43236, 43242 and 123240.....
8901	8344	Shuttle Driver with two 445c.....
43209	8344	“ “ “ Bracket.....
20677	8343	“ “ “ “ Dowel Pin.....
338E	8352	“ “ “ “ Screw.....
8873	8343	“ “ “ Pin.....
445c	8355	“ “ “ Set Screw.....
123197	8344	“ Race Body (left).....
123198	8344	“ “ “ (right).....

NO.	PLATE	NAME
50498D	8354	Shuttle Race Body Adjusting Screw.....
58277	8343	“ “ “ Dowel Pin.....
123199	8342	“ “ “ Separating Collar....
123200	8344	“ “ “ Ring (left).....
123201	8344	“ “ “ (right).....
660D	8353	“ “ “ Screw.....
16957	8342	“ “ “ Spring.....
123202	—	Shuttle Race (flexible) complete, Nos. 123197, 123198, 123200, 123201, two each 50498D, 123199 and six each 660D and 16957.....
123203	8346	Shuttle Race Clamping Bracket.....
50499E	8354	“ “ “ “ Screw....
8786	8349	Tension Disc.....
1535E	8349	“ Regulating Thumb Nut.....
8787	8349	“ “ “ “ Washer
710E	8349	“ Screw Stud.....
8788	8349	“ Spring.....
123204	8349	“ Thread Eyelet.....
123204	8349	Thread Eyelet (side of arm) long.....
43155	8349	“ “ “ “ “ short.....
123268	8345	“ Guard (front of arm).....
207D	8345	“ “ “ “ “ Screw.....
2269	8342	“ “ “ “ “ Steady Pin..
123206	8349	“ “ (side of arm).....
123207	8350	“ Guide Roller.....
123208	8350	“ “ “ Cover.....
50500C	8350	“ “ “ Screw.....
123209	8350	“ “ “ Thread Guard.....
123210	—	“ Take-up Cam (48 stitches to the foot) with 432c and 50504c.....
123211	—	Thread Take-up Cam (44 stitches to the foot) with 432c and 50504c.....
123212	8344	Thread Take-up Cam (40 stitches to the foot) with 432c and 50504c.....
123213	—	Thread Take-up Cam (37 stitches to the foot) with 432c and 50504c.....
123214	—	Thread Take-up Cam (34 stitches to the foot) with 432c and 50504c.....
123215	—	Thread Take-up Cam (32 stitches to the foot) with 432c and 50504c.....
123216	—	Thread Take-up Cam (30 stitches to the foot) with 432c and 50504c.....
123217	—	Thread Take-up Cam (28 stitches to the foot) with 432c and 50504c.....
123218	—	Thread Take-up Cam (26 stitches to the foot) with 432c and 50504c.....

NO.	PLATE	NAME
123219	—	Thread Take-up Cam (24 stitches to the foot) with 432c and 50504c.....
123220	—	Thread Take-up Cam (23 stitches to the foot) with 432c and 50504c.....
16930	8343	Thread Take-up Cam Pin.....
432C	8355	“ “ “ Set Screw.....
123246	8346	“ “ “ Lever.....
123248	—	Thread Take-up Lever complete, Nos. 202D, 1513J, 1865, 50502c, 50547c, 123223, 123224, 123226, 123246, 123247 and two each 1547D, 19160 and 123225
50501C	8352	Thread Take-up Lever Hinge Screw.....
123223	8349	“ “ “ Oil Tubé.....
123224	8349	“ “ “ “ “ Strap
202D	8349	“ “ “ “ “ “ Screw.....
1865	8349	Thread Take-up Lever Roller and Screw Stud.....
1513J	8349	Thread Take-up Lever Roller and Screw Stud Nut.....
123247	8350	Thread Take-up Lever Thread Guiding Pin.....
123225	8350	Thread Take-up Lever Thread Guide Roller (large).....
123226	8350	Thread Take-up Lever Thread Guide Roller (large) Cover.....
19160	8350	Thread Take-up Lever Thread Guide Roller (small).....
50502C	8350	Thread Take-up Lever Thread Guide Roller Screw for 123225.....
50547C	8350	Thread Take-up Lever Thread Guide Roller Screw for 19160.....
1547D	8350	Thread Take-up Lever Thread Guide Roller Screw Nut.....
123227	8350	Thread Take-up Lever Washer.....
683D	8350	“ “ “ “ “ Screw....
123228	8344	Work Guard Rod.....
123229	8346	“ “ “ “ Clamp.....
65D	8353	“ “ “ “ “ Hinge Screw....
984D	8353	“ “ “ “ “ Thumb Screw..

ACCESSORIES

NO.	PLATE	NAME
123235	8356	Wrench for 50124.....
*60669	—	“ Socket.....
9374	8358	“ “ Pin.....

NO.	PLATE	NAME
*123242	—	Wrench Socket Shank
123243	8356	“ “ “ Handle
123244	8356	Wrench complete for 1512, Nos. 9374, 60669, 123242 and 123243
11140	8356	Wrench for 731, 50491 and 50492
40552	8356	“ “ 50347 and 50496
43884	8356	“ “ 354 and 363
58843	8356	“ and Screw Driver for 1513
58844	8356	“ for 344
61638	8356	Threading Wire

BOBBIN WINDER

(AUTOMATIC)

NO.	PLATE	NAME
22491	8358	Bobbin Position Pin
123230	8332	Bracket
338E	8352	“ Screw
43173	8357	Frame
123231	8357	“ Bracket
1343D	8353	“ “ Screw
567D	8353	“ Hinge Screw
43175	8357	“ Plate
164D	8345	“ “ Screw
43270	8357	Friction Pulley with 43271, two 448c and ten 15405
43271	8357	Friction Pulley Ring (leather)
15405	8358	“ “ “ Rivet
448c	8355	“ “ Set Screw
43179	8357	Spindle
454c	8345	“ Set Screw
43180	8357	“ Shaft with 454c and 22491
43181	8357	Stop Latch with 1177D
43182	8357	“ “ Arm with 454c
2022	8343	“ “ “ Pin
454c	8345	“ “ “ Set Screw
1177D	8353	“ “ Clamping Screw
7585	8357	“ “ Hinge Pin
123204	8349	Thread Eyelet
123232	—	Bobbin Winder, Nos. 164D, 567D, 2022, 7585, 43173, 43175, 43179 to 43182, 43270 and 123231
123233	—	Bobbin Winder (automatic) complete, Nos. 123230, 123232 and two each 338E and 1343D
8790	8358	Tension Disc

NO.	PLATE	NAME
1560C	8358	Tension Regulating Thumb Nut
850E	8358	“ Screw Stud
1517E	8358	“ “ “ Nut
8791	8358	“ Spring
8905	8358	“ “ Washer
123249	—	Tension complete, Nos. 850E, 1517E, 1560C, 8791, 8905 and two 8790
123250	8357	Tension Bracket
123251	—	Tension Bracket complete, Nos. 123249, 123250 and 123252
690D	8353	Tension Bracket Screw
123252	8358	“ “ Thread Eyelet

THREAD UNWINDER PARTS

60401	8359	Base with two 446c
27724	8359	Rod
446c	8355	“ Set Screw
27555	8359	Spool Pin
60203	8359	Thread Guide (cone)
60402	8359	“ “ Holder with 447c and two 286D
286D	8358	Thread Guide Holder Thumb Screw
447c	8358	“ “ Set Screw
60403	8359	Thread Unwinder complete, Nos. 27555, 60203, 60401, 60402 and two each 27724 and wood screws 2 in. No. 10

FOOT LIFTER PARTS

NO.	PLATE	NAME
61619	8359	Treadle
61620	8359	“ Bracket
61621	8358	“ Hinge Pin
61624	8359	Treadle complete, Nos. 61619 to 61621
27639	8359	“ Pitman Rod (lower)
14707	8359	“ “ “ (upper)
9079	8358	“ “ “ Clamp with 354c
354c	8354	“ “ “ “ Screw
123270	8359	Treadle Pitman complete, Nos. 14707, 27639 and two 9079

THREAD UNWINDER

FOR TWO LARGE SPOOLS, CONES OR COPS OF THREAD


NO.	PLATE	NAME
41877	8359	Arm with 436c and two 1177D
436c	8355	“ Set Screw

PLATE 7817—FULL SIZE

43240



43274





43242


PLATE 7819-FULL SIZE

PLATE 8345-FULL SIZE

123177



123176



169




454



123182



123265



19877



123183



1239



11622



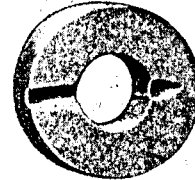
164



123188




51828



123189



123268



207



PLATE 8344—ONE-FOURTH SIZE

123262 123172 123228 123175 123197

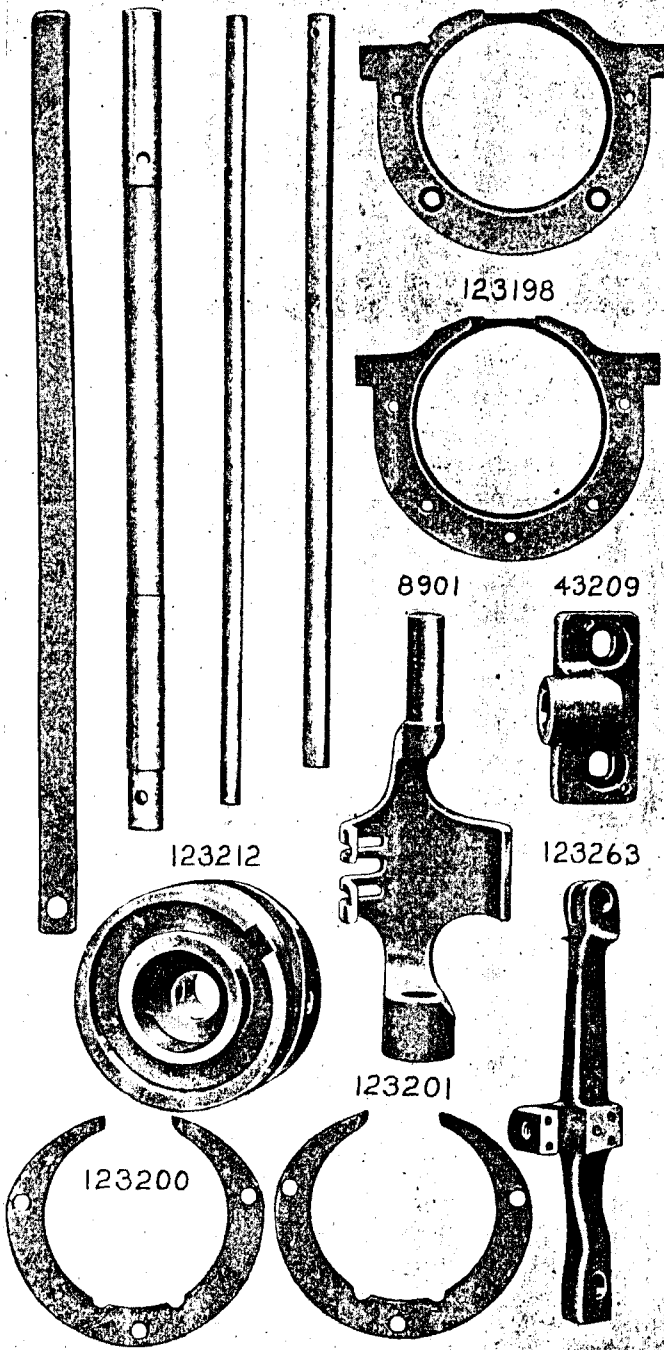


PLATE 8343—FULL SIZE

123168 123195 123167 123269 123034

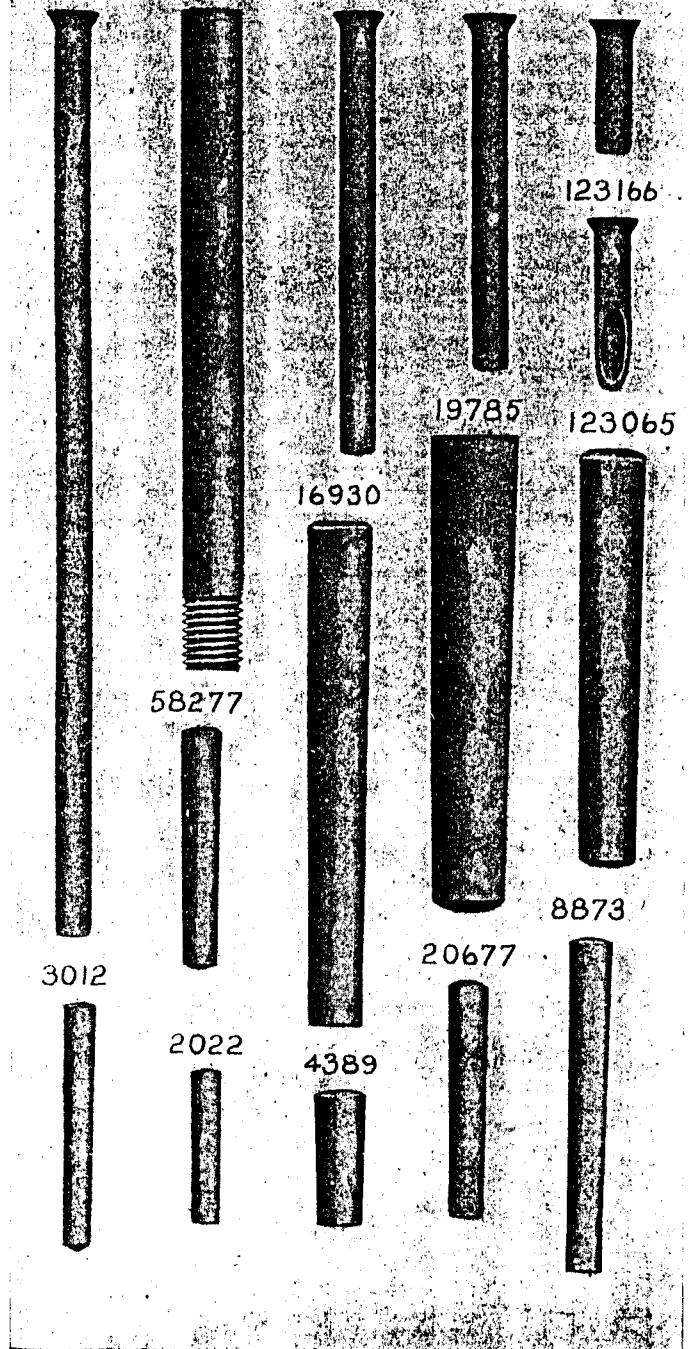


PLATE 8342—FULL SIZE

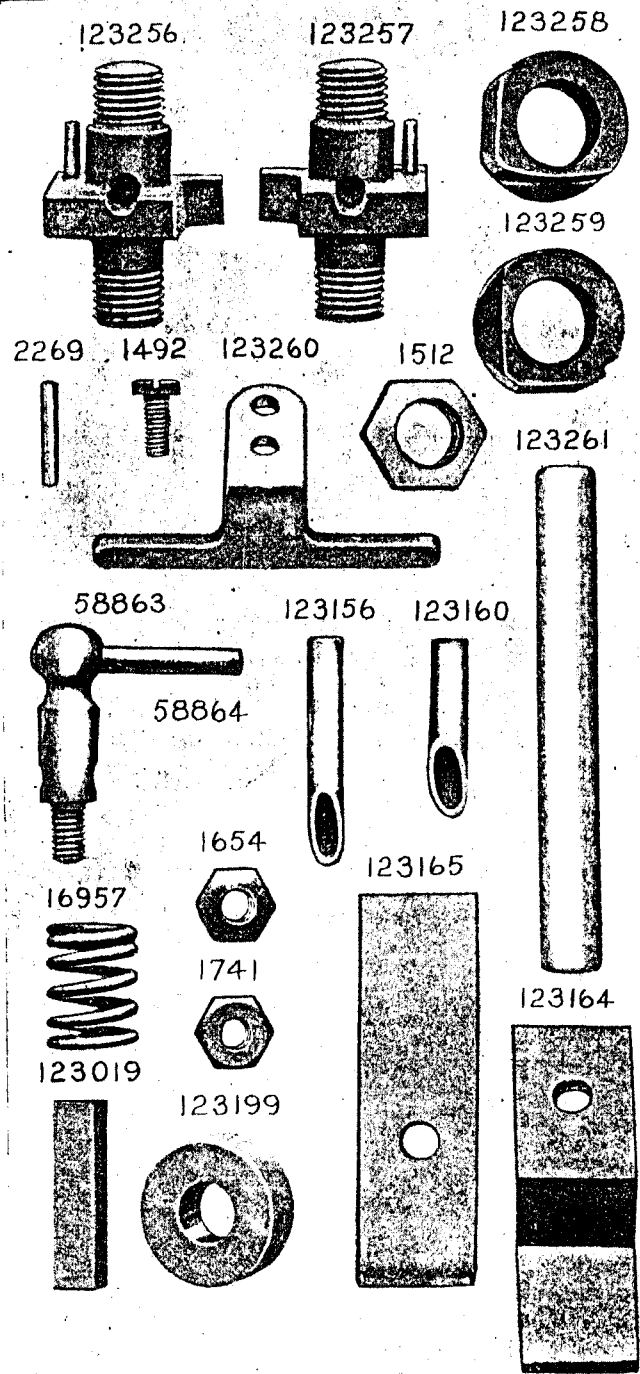


PLATE 8341—ONE-HALF SIZE




PLATE 8340—ONE-FOURTH SIZE

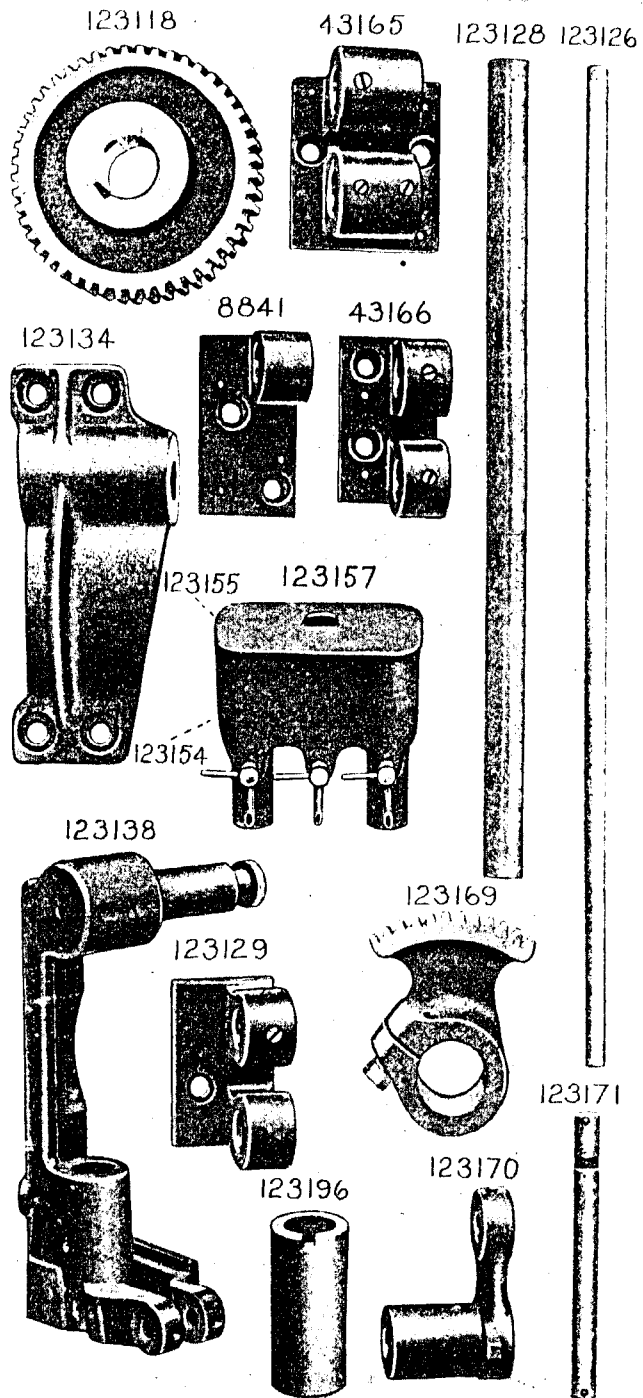


PLATE 8339—FULL SIZE


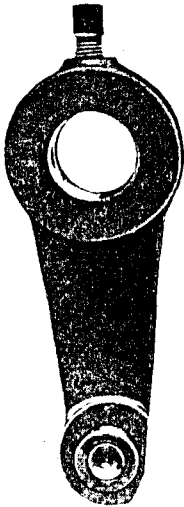


PLATE 8338—ONE-HALF SIZE


123124



123135




123123



123254



123136




123114



123133



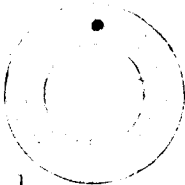
123143



123140



123106



123139




PLATE 8337—ONE-FOURTH SIZE


123096




123079




123082



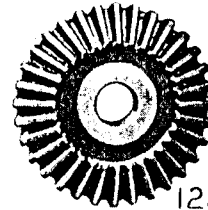
123108



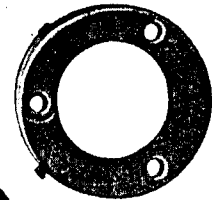
123097



123101




123110




123094



123111



123112



123113


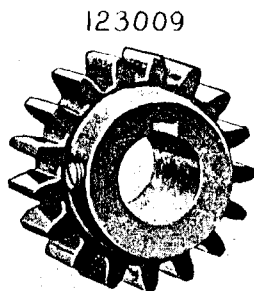
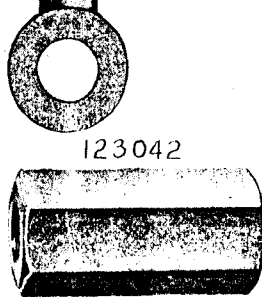
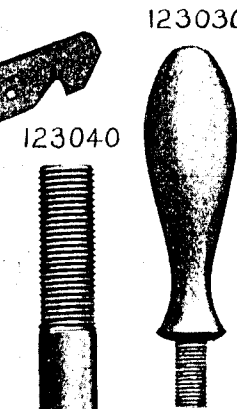
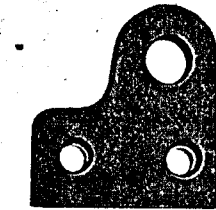
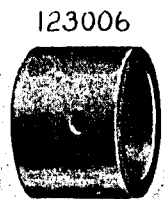





PLATE 8333—ONE-HALF SIZE

123024 123025 123027



123026

123030

123040

123039

123042

123003

123006

123009

PLATE 8334—FULL SIZE

19510


123028

2049


19613




21543



43263



9842



16969



9082

54897

25303

123035




123104

123074



64848

36006



41544



PLATE 8331—ONE-EIGHTH SIZE


123036




123038



123092




123044



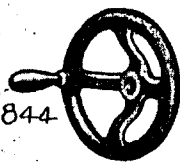
123066



123109

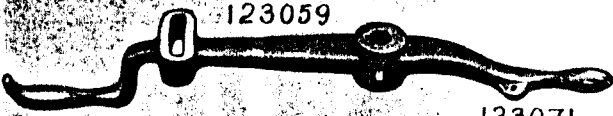


8843



8844

123059



123121



123071



123120





PLATE 8332—ONE-FOURTH SIZE


123004



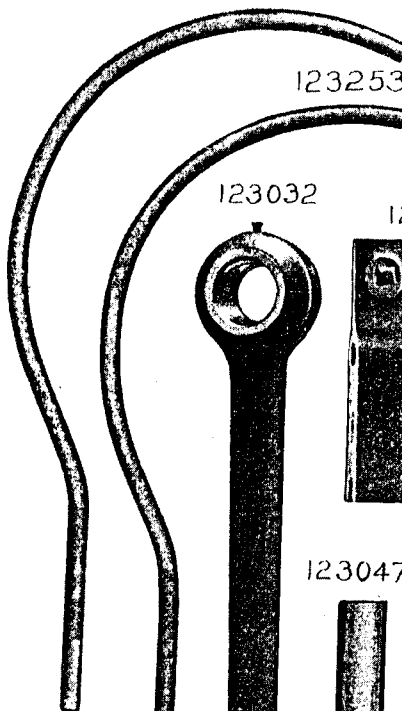
123005



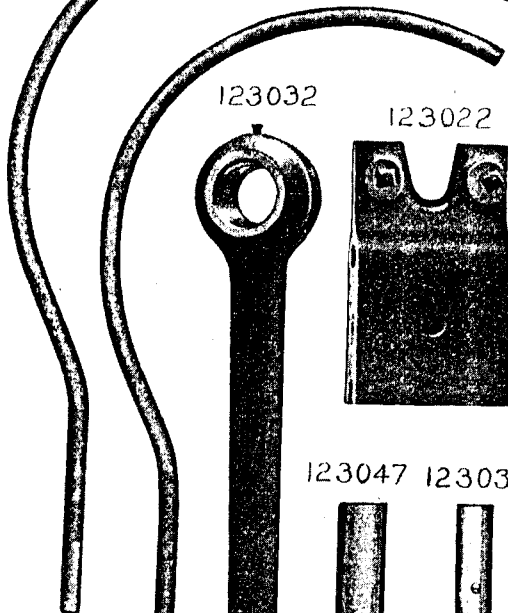
11913



123021



123253




123032



123022



123023




123047




123031



123029



123230



123041




PLATE 8330—ONE-NINTH SIZE

123076 123122 123127 123002 123194




PLATE 8346—ONE-HALF SIZE

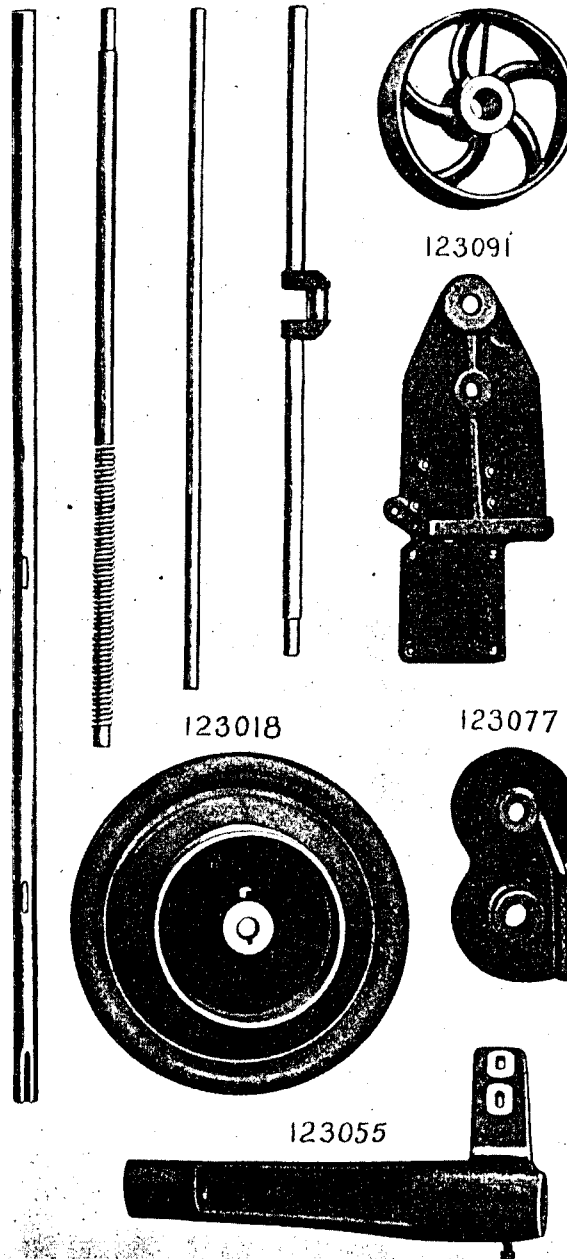


PLATE 8348-FULL SIZE

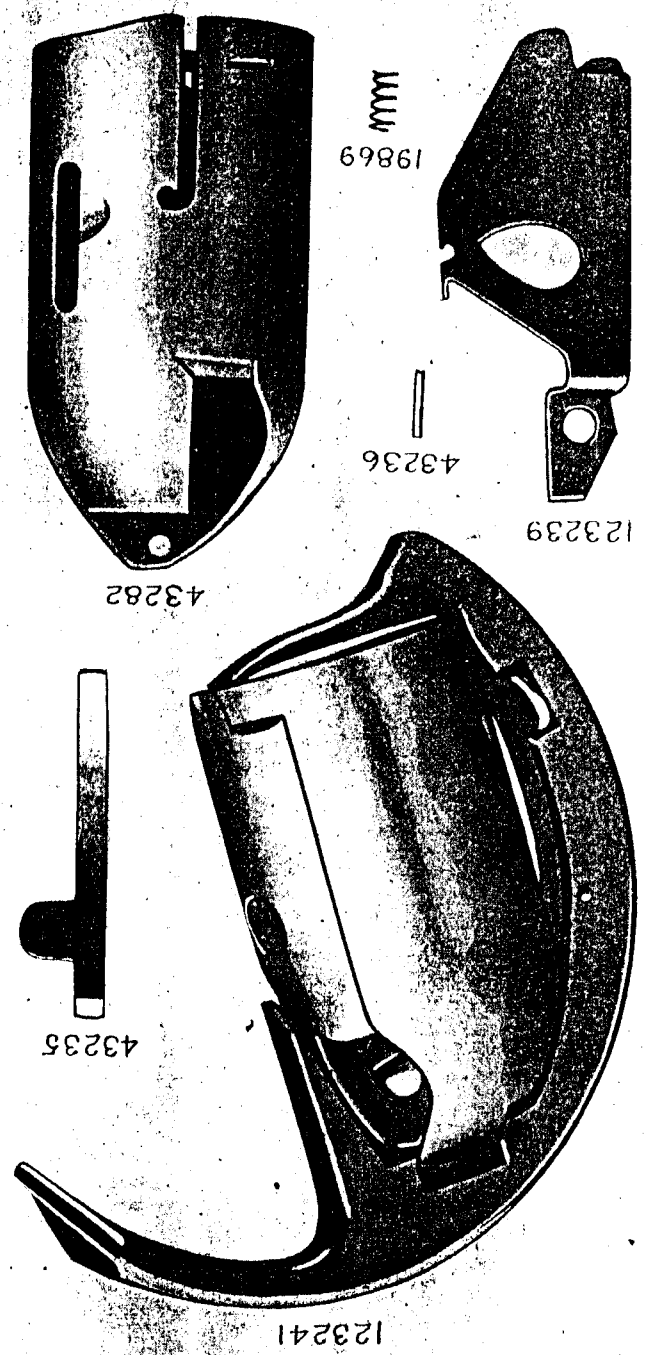


PLATE 8347-FULL SIZE

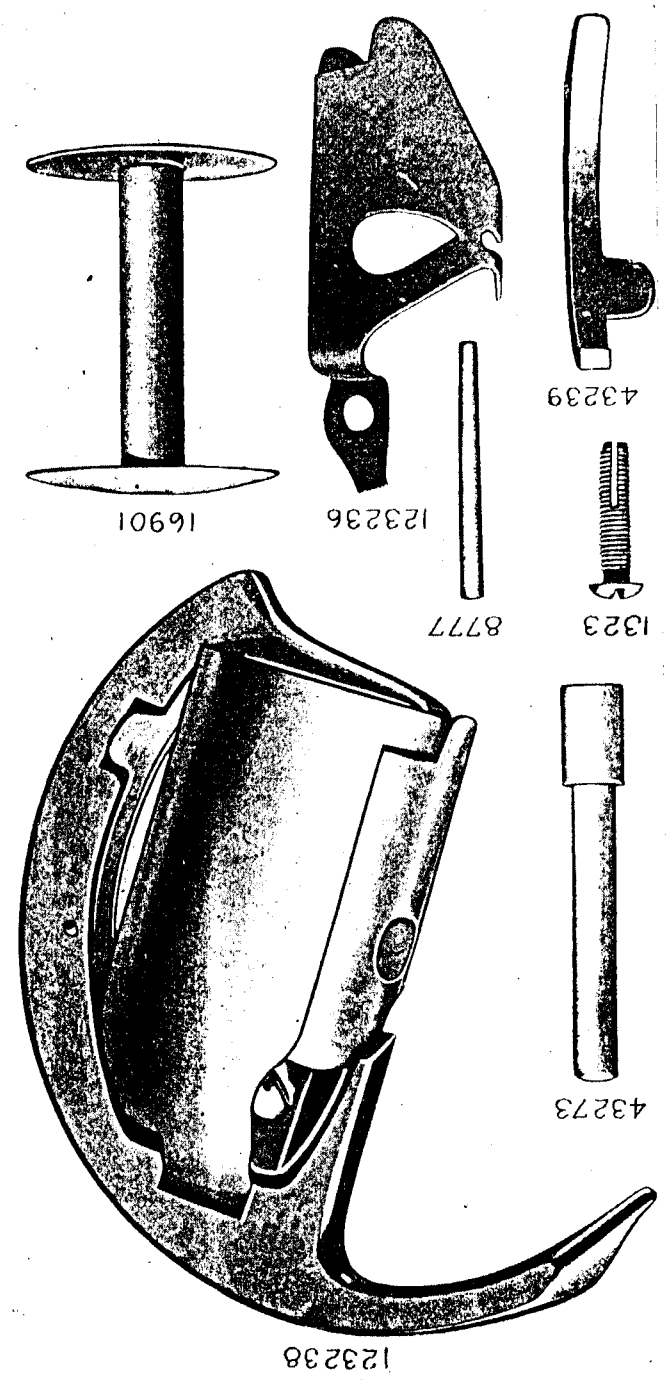


PLATE 8350-FULL SIZE




PLATE 8349-FULL SIZE

