

SINGER
140W1

LIST OF PARTS



MACHINE No. 140w1

THE SINGER MANUFACTURING COMPANY

INDEX

	Page
Accessories	15
Bobbin Winder	15
Knee Lifter	16
Machine No.140w1	5
Miscellaneous Parts	19
Numerical List of Parts	21
Presser Feet	18
Thread Unwinder	17
Throat Plates	17

INSTRUCTIONS FOR ORDERING

In ordering from this list, use ONLY the PART number in the FIRST column.

The number stamped on a Sewing Machine Part is the number of the Single Part only, except when the part includes Set Screws, Clamping Screws, Studs and Rollers Spun on, Small Wires riveted, or Parts soldered together, etc., which it is necessary to furnish in combination.

Every combination of parts sent out has its specific number which, although not stamped on Parts (except in above case), must be used when ordering the combination.

Each number always indicates the SAME PART in whatever list it appears, or for whatever Machine.

The letters after some of the numbers indicate the style of finish only, as follows:

- A. Hardened, Polished, Nickel Plated and Buffed.
- B. Polished, Nickel Plated and Buffed.
- C. Hardened only.
- D. Polished only.
- E. Soft, not polished.
- F. Hardened and Polished.
- H. Blued.
- J. Nickel Plated only.
- R. Merlized.
- X. Black Oxide.
- XC. Hardened and Black Oxide.
- Y. Blade Nickel only.

These letters MUST BE USED when they appear in the list and AFTER the number, as in the list.

In this series:

200001 to 201500 and 350001 to 351500 are Screw Numbers.
 201501 to 201800 and 351501 to 351800 are Nut Numbers.
 201801 to 202000 and 351801 to 352000 are Roller Numbers.
 202001 to 350000 are Numbers of Machine Parts.


The figures in the second column refer only to the plate in which the illustration of the part is shown and are NOT TO BE USED in ordering.

Two or more numbers over a cut indicate that the difference between such parts is not visible in an illustration.

Parts marked with an asterisk (*) are furnished when repairs are made at the factory.

LIST OF PARTS COMPLETE

FOR



MACHINE No. 140w1

ZIGZAG LOCK STITCH.

TRANSVERSE HOOK.

The needle bar is set in a frame, hinged at the top and given lateral motion across the line of feed by an eccentrically driven pitman. The movement of the feed is also controlled by eccentrics.

FOR UNITING TWO PIECES OF MATERIAL, STRAIGHT OR CURVED EDGES, WITH OPEN WORK FAGOT STITCHING.

No.	Plate	Name
*266001	-----	Arm with 54897, 202135 and two 241303
266002	17201	" Cap
200085C	17201	" " Screw (2)
54897	17209	" Oil Cup
241303	17201	" " Tube
204235	17202	" Position Pin (2)
200004E	17202	" Screw (3)
202005	17202	" " Washer (3)
241425	17201	" Shaft with 200357E and 224392
249440	17201	" " Ball Bearing
*240054	17201	" " " " Collar with two 200378C
240055	17201	Arm Shaft Ball Bearing Collar 240054 with 249440
200378C	17201	Arm Shaft Ball Bearing Collar Set Screw
*240056	17201	" " " " Retaining Washer

No.	Plate	Name
*240053	17201	Arm Shaft Bushing (back)
200338C	17201	" " " " Set Screw
240057	17201	Arm Shaft Bushing (back, ball bearing) complete, Nos. 240053, 240055 and 240056
207080	17201	Arm Shaft Bushing (front) with 202244
202244	17201	" " " " Oil Packing (wick)
200502B	17201	Arm Shaft Bushing (front) Oil Packing Thumb Screw
200341C	17201	Arm Shaft Bushing (front) Set Screw
210503	17202	" " Connection Belt
241308	17202	" " " " Pulley with 200327C, 200602E and two 202253
241309	17202	Arm Shaft Connection Belt Pulley 241308 with 241324, 241325, 241413, 263095, two each 201531E and 350351C
200602E	17202	Arm Shaft Connection Belt Pulley Position Screw
200327C	17202	Arm Shaft Connection Belt Pulley Set Screw
202253	17202	Arm Shaft Connection Belt Pulley Spring Flange
224392	17201	Arm Shaft Oil Packing (wick)
200357E	17201	" " " Stop Screw
241370	17201	Balance Wheel (disc) (belt groove 2-1/8 in. diam.,) with 200328C and 200335C
350419H	17201	Balance Wheel Adjusting Screw
200328C	17201	" " Position Screw
200335C	17201	" " Set Screw
*266003	-----	Bed
202258	17202	" Hinge Connection (2)
200570E	17202	" " " Screw (4)
203100	17209	" Oil Packing (wick) (2)
350440H	17209	" " Screw
210505	17209	" Plate (back)
200577XC	17209	" " " Screw (2)
210616	17209	" Slide (front)
263099	17203	Bobbin
224416	17203	" Case Base
224417	17203	" " Cap with 200598C, 201016F and 224421
224418	17203	Bobbin Case Cap complete, Nos. 200964C, 210736, 210914 and 224417
210913	17203	Bobbin Case Latch
210914	17203	" " " 210913 with 210734 and 210735
210735	17203	Bobbin Case Latch Fulcrum Pin
210734	17203	" " " Lever
210736	17203	" " " Spring
200964C	17203	" " " Stop Screw

No.	Plate	Name
224421	17203	Bobbin Case Tension Spring
201016F	17203	" " " " Regulating Screw
200598C	17203	Bobbin Case Tension Spring Screw
224419	17203	Bobbin Case complete, Nos. 224416 and 224418
210764	17204	Bobbin Case Stop
200076D	17204	" " " Screw
266004	17209	Face Plate
202135	17209	" " Position Pin
200462B	17209	" " Thumb Screw
241322	17204	Feed Bar
266005	17204	" " Hinge Stud (eccentric)
200988F	17204	" " " " Set Screw
202276	17204	" " Slide Block
210514	17204	" " " " Crank with 200035E
210515	17204	" " " " " 210514 with 200253D, 201531E and 202276
200035E	17204	Feed Bar Slide Block Crank Pinch Screw
200253D	17204	" " " " Hinge Screw
201531E	17204	" " " " " Nut
266006	17204	" Dog, for 266042
200106E	17204	" " Screw (2)
266009	17202	" Driving Connection with 200054E and 202277
266010	17204	Feed Driving Connection Crank with 200029E
200029E	17204	Feed Driving Connection Crank Pinch Screw
201180C	17202	Feed Driving Connection Hinge Screw
201518E	17202	" " " " " Nut
202277	17202	" " " " Oil Packing (wick)
200054E	17202	" " " " Pinch Screw
241324	17202	" " Eccentric (indexed)
241325	17202	" " " " Adjusting Disc
241413	17202	" " " " " Locking Stud
263095	17202	Feed Driving Eccentric Adjusting Disc Locking Stud Spring
350351C	17202	Feed Driving Eccentric Screw
201531E	17202	" " " " " Nut
266011	17204	" " Rock Shaft with two 200988F
202625	17204	" " " " " Stop Collar with two 200383C (2)
200383C	17204	Feed Driving Rock Shaft Stop Collar Set Screw
266012	17202	Feed Lifting Connection with 200054E and 202277
241328	17204	Feed Lifting Connection Crank with 200050C and 200378C

No.	Plate	Name
200050C	17204	Feed Lifting Connection Crank Pinch Screw
200378C	17204	Feed Lifting Connection Crank Set Screw
266053	17201	" " " Eccentric with 200382C and 200437C
200437C	17201	Feed Lifting Connection Eccentric Position Screw
200382C	17201	Feed Lifting Connection Eccentric Set Screw
201306C	17202	Feed Lifting Connection Hinge Screw
201518E	17202	" " " " " Nut
202277	17202	" " " Oil Packing (wick)
200054E	17202	Feed Lifting Connection Pinch Screw
241329	17204	" " Rock Shaft (hollow) and Hook Driving Shaft Bearing
202625	17204	Feed Lifting Rock Shaft Stop Collar with two 200383C
200383C	17204	Feed Lifting Rock Shaft Stop Collar Set Screw
213161	17202	Feed Regulating Lever with 213657
200665C	17202	" " " Hinge Screw
206452	17202	" " " Spring
213657	17202	" " " Pin
266013	17205	" Reversing Eccentric
266014	17205	" " " Connection
200031F	17205	" " " Screw
266018	17205	" " Lever
201113C	17205	" " " Hinge Screw
200363C	17205	" " " Lock Screw
266019	17205	" " " Pitman with 200979C, 201524E, 266020, two each 200098F and 204925
350439C	17205	Feed Reversing Lever Pitman Ball Screw (lower)
200979C	17205	Feed Reversing Lever Pitman Ball Screw (upper)
*266020	-----	Feed Reversing Lever Pitman Ball Screw Cap
200098F	17205	Feed Reversing Lever Pitman Ball Screw Cap Screw
204925	17205	Feed Reversing Lever Pitman Ball Screw Cap Screw Washer
201524E	17205	Feed Reversing Lever Pitman Ball Screw Nut
266021	17205	Feed Reversing Lever Pitman Connection with 201524E, 266020, 350439C, two each 200098F and 204925
200098F	17205	Feed Reversing Lever Pitman Connection Screw

No.	Plate	Name
204925	17205	Feed Reversing Lever Pitman Connection Screw Washer
266022	17205	Feed Reversing Lever Pitman complete, Nos. 266019, 266021, two each 200098F and 204925
266023	17204	Feed Reversing Link
201171C	17204	" " " Hinge Screw
201516E	17204	" " " " " Nut
202277	17204	" " " " " Oil Packing (wick)
266024	17204	Feed Reversing Segment Lever
266025	17204	" " " " Bracket
205508	17204	" " " " " Position Pin (2)
200024D	17204	Feed Reversing Segment Lever Bracket Screw (2)
202574	17204	Feed Reversing Segment Lever Collar with 200380C
200380C	17204	Feed Reversing Segment Lever Collar Set Screw
266026	17204	Feed Reversing Segment Lever Oil Pad (felt)
200157B	17204	Feed Reversing Segment Lever Oil Pad Screw
233542	17204	Feed Reversing Segment Lever Slide Block
378C	17204	" " " " " Hinge Screw
1520J	17204	Feed Reversing Segment Lever Slide Block Hinge Screw Nut
266054	17201	Feed Reversing Worm with two 200382C
266015	17205	" " " Gear with two 200382C
200382C	17201	" " " Set Screw
266016	17205	" " " Shaft
266052	17205	" " " " Bushing (back)
266017	17205	Feed Reversing Worm Gear Shaft Bushing (front)
201318E	17205	Feed Reversing Worm Gear Shaft Bushing Oil Plug Screw (2)
200383C	17205	Feed Reversing Worm Gear Shaft Bushing Set Screw (2)
200382C	17205	Feed Reversing Worm Set Screw
266027	17203	Hook (sewing)
266028	17203	" 266027 with 200145C, 203101, 266030, 266031 and three 200596F
266029	17203	Hook and Bobbin Case complete, Nos. 224419 and 266028
241368	17204	Hook Driving Bevel Pinion, 24 teeth with two 200378C
200378C	17204	Hook Driving Bevel Pinion Set Screw

No.	Plate	Name
210535	17204	Hook Driving Bevel Pinion Shaft
263029	17204	" " " " " Ball
		Bearing
241334	17204	Hook Driving Bevel Pinion Shaft Ball
		Bearing Collar with two 200383C
241335	17204	Hook Driving Bevel Pinion Shaft Ball
		Bearing Collar 241334 with 263029
200383C	17204	Hook Driving Bevel Pinion Shaft Ball
		Bearing Collar Set Screw
263032	17204	Hook Driving Bevel Pinion Shaft Ball
		Bearing Retainer
200098E	17204	Hook Driving Bevel Pinion Shaft Ball
		Bearing Retainer Screw (3)
263033	17204	Hook Driving Bevel Pinion Shaft Belt
		Pulley with 202324 and two 201018C
201018C	17204	Hook Driving Bevel Pinion Shaft Belt
		Pulley Set Screw
202324	17204	Hook Driving Bevel Pinion Shaft Belt
		Pulley Spring Flange
266030	17203	Hook Gib
200596F	17203	" " Screw
203101	17203	" Oil Packing (wick)
350398C	17204	" Position Screw
241397	17204	" Shaft (hollow)
241369	17204	" " Bevel Gear, 24 teeth with two
		200382C
200382C	17204	Hook Shaft Bevel Gear Set Screw
241336	17204	" " Bushing
241398	17204	" " " 241336 with 241397 and
		350314F
200370C	17204	Hook Shaft Bushing Oil Stop Screw
241338	17204	" " " " Tube
202254	17204	" " " " Wick
200335C	17204	" " " " Set Screw
200363C	17204	" " " " " "
202355	17204	" " " " " Packing
		(brass)
350314F	17204	Hook Shaft Position Screw
266031	17203	" Washer Needle Guard
200145C	17203	" " " " " Screw
237837	17209	Knee Lifter Connection Lever
200262H	17209	" " " " " Hinge Screw
266032	17209	" " " " " Lifting Rod
		with 202302
227227	17209	Knee Lifter Connection Lever Lifting Rod
		Collar with 200113F
200113F	17209	Knee Lifter Connection Lever Lifting Rod
		Collar Set Screw
202302	17209	Knee Lifter Connection Lever Lifting Rod
		Cotter Pin

No.	Plate	Name
266033	17209	Knee Lifter Connection Lever Lifting Rod
		Guide Plate
200084F	17209	Knee Lifter Connection Lever Lifting Rod
		Guide Plate Screw (2)
210875	17209	Knee Lifter Lifting Lever
200262H	17209	" " " " " Hinge Screw
241367	17206	Needle Bar with 200141F
241409	17206	" " " " " Connecting Link
241410	17206	" " " " " Guide Block
241342	17206	" " " " " " " " Gib
		(2)
200581H	17206	Needle Bar Connecting Link Guide Block
		Gib Screw (4)
241344	17206	Needle Bar Connecting Link Stud with
		202254
202254	17206	Needle Bar Connecting Link Stud Oil
		Packing (wick)
200374C	17206	Needle Bar Connecting Link Stud Set
		Screw
200383C	17206	Needle Bar Connecting Link Stud Set
		Screw
241345	17206	Needle Bar Connecting Stud with 202277
241346	17206	" " " " " 241345 with
		210882
202277	17206	Needle Bar Connecting Stud Oil
		Packing (wick)
210882	17206	Needle Bar Connecting Stud Swivel with
		200387C
241347	17206	Needle Bar Crank with 200335C, 200374C,
		200383C and 200428C
203172	17206	Needle Bar Crank Friction Washer
200428C	17206	" " " " Position Screw
200335C	17206	" " " " Set Screw
241348	17206	" " " " Frame with 200070C and 201416C
241349	17206	" " " " " Guide Stud
200334C	17206	" " " " " Set Screw
210548	17206	" " " " " Hinge Stud
200334C	17206	" " " " " Set Screw
241350	17205	" " " " " Pitman with 200054E and
		202277
210557	17205	Needle Bar Frame Pitman Eccentric Stud
200070C	17206	" " " " " " " " Set
		Screw
202277	17205	Needle Bar Frame Pitman Oil Packing
		(wick)
200054E	17205	Needle Bar Frame Pitman Pinch Screw
200387C	17206	" " " " " Set Screw
241351	17206	" " " " " Support Stud
201416C	17206	" " " " " Set Screw
200141F	17206	" " " " " Set Screw

No.	Plate	Name
233147	17205	Needle Vibrator Eccentric Regulating Bracket
233148	17205	Needle Vibrator Eccentric Regulating Bracket 233147 with 210552, two each 200256C and 201525E
210551	17205	Needle Vibrator Eccentric Regulating Bracket Cover (plate)
200566D	17205	Needle Vibrator Eccentric Regulating Bracket Cover Screw (4)
210552	17205	Needle Vibrator Eccentric Regulating Bracket Flange with two 200383C
200383C	17205	Needle Vibrator Eccentric Regulating Bracket Flange Set Screw
200256C	17205	Needle Vibrator Eccentric Regulating Bracket Hinge Screw
201525E	17205	Needle Vibrator Eccentric Regulating Bracket Hinge Screw Nut
202301	17205	Needle Vibrator Eccentric Regulating Bracket Plunger
202595	17205	Needle Vibrator Eccentric Regulating Bracket Plunger Spring
200607C	17205	Needle Vibrator Eccentric Regulating Bracket Plunger Spring Stop Screw
200256C	17205	Needle Vibrator Eccentric Regulating Bracket Stop Screw
201525E	17205	Needle Vibrator Eccentric Regulating Bracket Stop Screw Nut
200429C	17205	Needle Vibrator Regulating Screw
200383C	17205	" " " " " Check Screw
210553	17205	Needle Vibrator Regulating Spindle with 202583, 202619 and 210554
*202583	-----	Needle Vibrator Regulating Spindle Head
202619	17205	" " " " " " Position Pin
210554	17205	Needle Vibrator Regulating Spindle Spring (flat)
266034	17201	Needle Vibrator Worm with two 200382C
266035	17205	" " " " Gear with two 200382C
266051	17205	Needle Vibrator Worm Gear Friction Washer
200382C	17201	Needle Vibrator Worm Gear Set Screw
210558	17205	" " " " Shaft
210559	17205	" " " " Collar with two 200378C
200378C	17205	Needle Vibrator Worm Gear Shaft Collar Set Screw
200382C	17205	Needle Vibrator Worm Set Screw
244033	17207	Presser Bar (hollow)

No.	Plate	Name
202375	17207	Presser Bar 244033 with 200074F
241352	17207	" " Bushing
200352C	17207	" " " Set Screw
202554	17207	" " Lifter
200653C	17207	" " " Hinge Screw
210789	17207	" " Lifting Releasing Lever Bracket
200260D	17207	Presser Bar Lifting Releasing Lever Bracket Guide Screw
206608	17207	Presser Bar Lifting Releasing Lever Bracket Spring
202337	17207	Presser Bar Position Guide
202338	17207	" " " " Lever with 200086F
200086F	17207	Presser Bar Position Guide Lever Pinch Screw
200352C	17207	Presser Bar Position Guide Set Screw
202378	17207	" " Spring
202346	17207	" " " Stop Rod
200492B	17207	" " Thumb Screw (pressure regulating)
200475B	17207	Presser Bar Thumb Screw Thumb Set Screw
202355	17207	" " " " " " " " " Packing (brass)
241414	17207	Presser Foot Bracket with 200391C
241415	17207	" " Connection Lever
200304D	17207	" " " " Hinge Screw
266036	17207	" " Plate (left)
266037	17207	" " " (right)
241424	17207	" " " Hinge Pin
241418	17207	" " Shank
266038	17207	" " " 241418 with 241424 and 266036
266039	17207	Presser Foot Shank 241418 with 241424 and 266037
241421	17207	Presser Foot Shank Hinge Pin
200391C	17207	" " " " " Set Screw
241422	17207	" " " Spring
266040	17207	Presser Foot (hinged) (compensating) complete, Nos. 200304D, 241414, 241415, 241421, 266038, 266039 and two 241422
200074F	17207	Presser Foot Screw
241353	17206	Take-up (auxiliary)
200132E	17206	" " " Screw
244059	17206	" Lever
241355	17206	" " Driving Stud with 202277
202277	17206	" " " " " 011 Packing (wick)
241356	17206	Take-up Lever Hinge Stud with 202423

No.	Plate	Name
202423	17206	Take-up Lever Hinge Stud Oil Packing (wick)
200383C	17206	Take-up Lever Hinge Stud Set Screw
202401	17207	" " Oiling Felt
200904E	17207	" " " " Screw
263090	17207	" " " Wick
263041	17207	" " " " 263090 with 263097
241357	17207	Take-up Lever Oiling Wick Eyelet
263097	17207	" " " " Wire
200904E	17207	" " " " Eyelet Screw
241358	17208	Tension Bracket with 201224B and 236060
241359	17208	Tension Bracket complete, Nos. 13710, 200978H, 201199F, 204271, 223703, 223704, 223706, 241358, 241366, two each 200309E, 201572B and 244048
244048	17208	Tension Disc
236060	17208	" " Position Pin
223703	17208	" Release Lever
235072	17207	" " " Rod
200309E	17208	" " " Screw
223704	17208	" " Plunger
204271	17208	" " Washer
13710	17208	" Spring
201224B	17208	" Stud
201572B	17208	" Thumb Nut
223706	17208	Thread Controller Disc
200978H	17208	" " " Screw
241366	17208	" " Spring
241360	17208	" " " Stop
200132E	17208	" " " Screw
201199F	17208	" " Stud with 204925
200049E	17208	" " Set Screw
201572B	17208	" " Thumb Nut
204925	17208	" " Washer
266041	17208	" " Thread Guide
200161D	17208	" " " " Screw
202412	17201	" Guide
241362	17208	" " (lower)
241364	17208	" " (upper)
241363	17208	" " (on needle bar frame)
200174H	17208	" " " " " " Screw
200582H	17208	" " Screw (2)
240034	17208	" Retainer
200366H	17208	" " Set Screw
266042	17209	Throat Plate (5/32 in. separator) 53 needle hole, for needle sizes 12 and 13, for 266006
200577XC	17209	Throat Plate Screw (2)

ACCESSORIES

No.	Plate	Name
263099	17203	Bobbin (5)
*225482	-----	" Case Screw Driver Blade
*225483	-----	" " " " Handle
225497	13067	Bobbin Case Screw Driver complete, Nos. 225482 and 225483
135 x 9	17206	Needles, six, size 16
228373	17210	Drip Pan (short) with four 1 in. wire nails
41400	13067	Machine Rest Pin (wood)
120342	13067	Oiler (copper plated) with 120343
120343	13067	" Spout, 3-1/2 in. long
225498	13067	Screw Driver (7-1/4 in. long)
225554	13067	Wrench (steel)

BOBBIN WINDER

(SWINGING AUTOMATIC, RIGHT HAND)

259428	16615	Brake (leather)
259429	16615	" Clamp
200113F	16615	" " Screw
225453	16615	Frame with 202277 and 225438
225454	16615	" Hinge Pin
202277	16615	" Oil Packing (wick)
225438	16615	" " Well Cap
225455	16615	" Spring
225456	16615	" " Plunger
225368	16615	Pulley with 200380C
200380C	16615	" Set Screw
225381	16615	Spindle
225444	16615	Stop Latch
200056E	16615	" " Screw
225458	16615	" " Thumb Lever
225459	16615	" " " " Hinge Stud
225459	16615	" " " " Joint Stud
202478	16615	" " Trip Lever
200299H	16615	" " " " Hinge Screw
225461	16615	Tension Bracket with 201499B
200082D	16615	" " Screw
228076	16615	" " " Washer
2102	16615	" Disc

No.	Plate	Name
13710	16615	Tension Spring
201499B	16615	" Stud
201572B	16615	" " Thumb Nut
225462	16615	Bobbin Winder Tension Bracket complete, Nos. 13710, 201572B, 225461 and two 2102
259430	16615	Bobbin Winder and Tension Bracket Base
259431	16615	Universal Bobbin Winder complete, Nos. 200056E, 200082D, 200113F, 200299H, 202478, 225368, 225381, 225444, 225453 to 225456, 225458, 225462, 228026, 259428 to 259430, two each 225459 and wood screws 3/4 in., No. 12, R. H. B.

KNEE LIFTER

228359	16643	Rock Lever with two 350231C
228360	16643	" " Bracket with 200347C and three wood screws 7/8 in., No. 12
228361	16643	Rock Lever Bracket 228360 with 228359, 228363, 228367 and 228386
228362	16643	Rock Lever Extension with 200529C
350231C	16643	" " " Set Screw
228363	16643	" " Hinge Pin
228364	16643	" " Knee Plate with 350231C
228369	16643	" " " Arm
350231C	16643	" " " " Set Screw
350231C	16643	" " " " Set Screw
228365	16643	" " Rod
200529C	16643	" " " Set Screw
228386	16643	" " Spring
228367	16643	" " Stop Stud
200347C	16643	" " " " Set Screw
228368	16643	Knee Lifter complete, Nos. 228361, 228362, 228364, 228365 and 228369

(Other Knee Lifter parts are listed with parts of machine head.)

THREAD UNWINDER

No.	Plate	Name
225257	17900	Spool Rest (for two spools) (flat) with 201018C
150203	17900	Spool Rest Cushion (felt)
225388	17900	" " Rod
200383C	17900	" " " Set Screw
201018C	17900	" " Set Screw
202490	17900	" Stand with 200383C
225391	17900	Thread Guide
201696J	17900	" " Lock Nut
225326	17900	" " Position Cup
225324	17900	" " Rod with 208E and 225322
208E	17900	" " " Screw
225322	17900	" " " Washer
225258	17900	Thread Unwinder (for two spools) (flat) complete, Nos. 201696J, 202490, 225257, 225324, 225326, 225388, two each 150203, 225391 and three wood screws 7/8 in., No. 12

THROAT PLATES

FOR FAGOTING

Nos. 266042 to 266045, for 266006		
266042	17209	Throat Plate (5/32 in. separator) 53 needle hole, for needle sizes 12 and 13
266043	17209	Throat Plate (3/32 in. separator) 53 needle hole, for needle sizes 12 and 13
266044	17209	Throat Plate (1/8 in. separator) 53 needle hole, for needle sizes 12 and 13
266045	17209	Throat Plate (3/16 in. separator) 53 needle hole, for needle sizes 12 and 13

FOR FEATHER STITCHING

266046	17211	Throat Plate, 53 needle hole, for needle sizes 12 and 13, for 266006
--------	-------	--

PRESSER FEET

No.	Plate	Name
241414	17207	Presser Foot Bracket with 200391C
241415	17207	" " Connection Lever
200304D	17207	" " " " Hinge Screw
202090	17211	" " Hinge Pin, for 266071
266070	17211	" " Plate, for 266071
266036	17207	" " " (left), for 266058
266055	17207	" " " " " 266057
266060	17207	" " " " " 266062
266065	17207	" " " " " 266067
266037	17207	" " " (right), for 266039
266056	17207	" " " " " 266058
266061	17207	" " " " " 266063
266066	17207	" " " " " 266068
241424	17207	" " " Hinge Pin
210620	17211	" " Shank, for 266071
241418	17207	" " " "
266038	17207	" " " 241418 with 241424 and 266036, for 266040
266057	17207	Presser Foot Shank 241418 with 241424 and 266055, for 266059
266062	17207	Presser Foot Shank 241418 with 241424 and 266060, for 266064
266067	17207	Presser Foot Shank 241418 with 241424 and 266065, for 266069
266039	17207	Presser Foot Shank 241418 with 241424 and 266037, for 266040
266058	17207	Presser Foot Shank 241418 with 241424 and 266056, for 266059
266063	17207	Presser Foot Shank 241418 with 241424 and 266061, for 266064
266068	17207	Presser Foot Shank 241418 with 241424 and 266066, for 266069
241421	17207	Presser Foot Shank Hinge Pin
200391C	17207	" " " " " Set Screw
241422	17207	" " " Spring
266071	17211	Presser Foot (hinged) complete, for use with Throat Plate 266046, Nos. 202090, 210620 and 266070
266040	17207	Presser Foot (hinged) (compensating) com- plete, for use with Throat Plate 266042 Nos. 200304D, 241414, 241415, 241421, 266038, 266039 and two 241422

No.	Plate	Name
266059	17207	Presser Foot (hinged) (compensating) com- plete, for use with Throat Plate 266043 Nos. 200304D, 241414, 241415, 241421, 266057, 266058 and two 241422
266064	17207	Presser Foot (hinged) (compensating) com- plete, for use with Throat Plate 266044 Nos. 200304D, 241414, 241415, 241421, 266062, 266063 and two 241422
266069	17207	Presser Foot (hinged) (compensating) com- plete, for use with Throat Plate 266045 Nos. 200304D, 241414, 241415, 241421, 266067, 266068 and two 241422


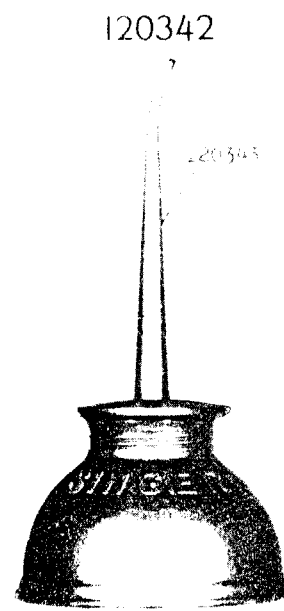
MISCELLANEOUS PARTS

60913	17900	Spool Weight with 60914
60914	17900	" " Center Pin
225377	17900	" Wire (for small spools)
27739	17900	Thread Cone (wood)
225390	17900	" " Holder

Genuine Singer Needles should be used
in Singer Machines.
These Needles and their Containers
are marked with the
Company's Trade Mark "SIMANCO." 1

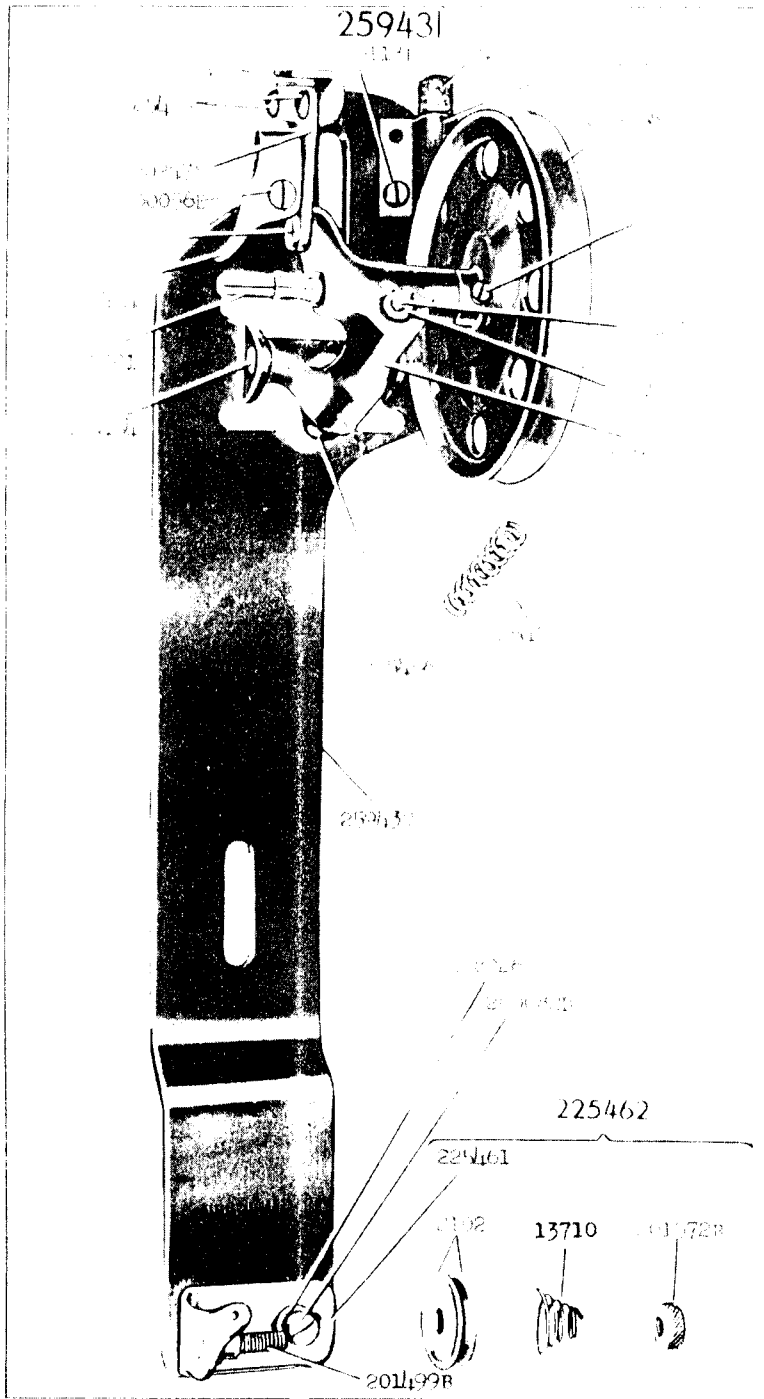
Needles in Containers marked
"For Singer Machines"
are not Singer made needles. 2

ILLUSTRATIONS
OF
PARTS



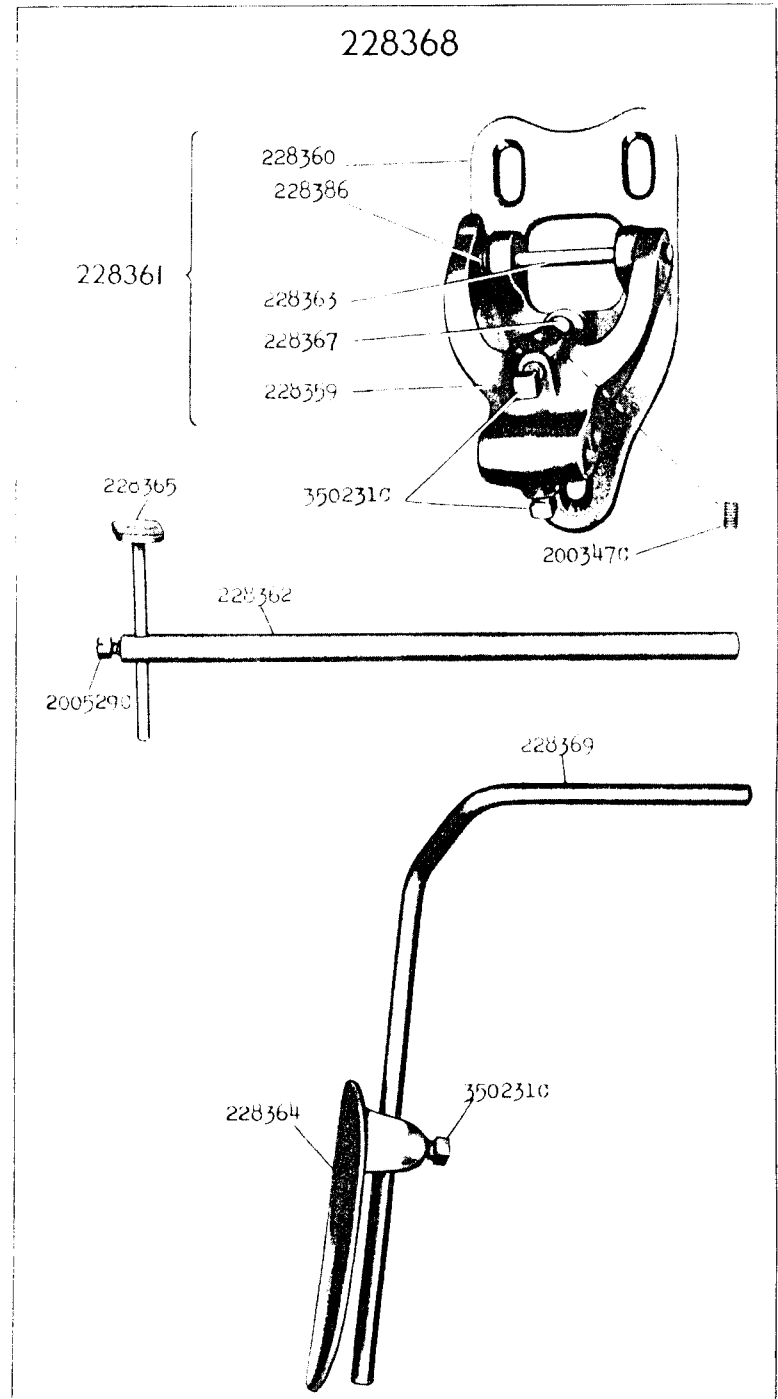
16615 - 1/2

259431

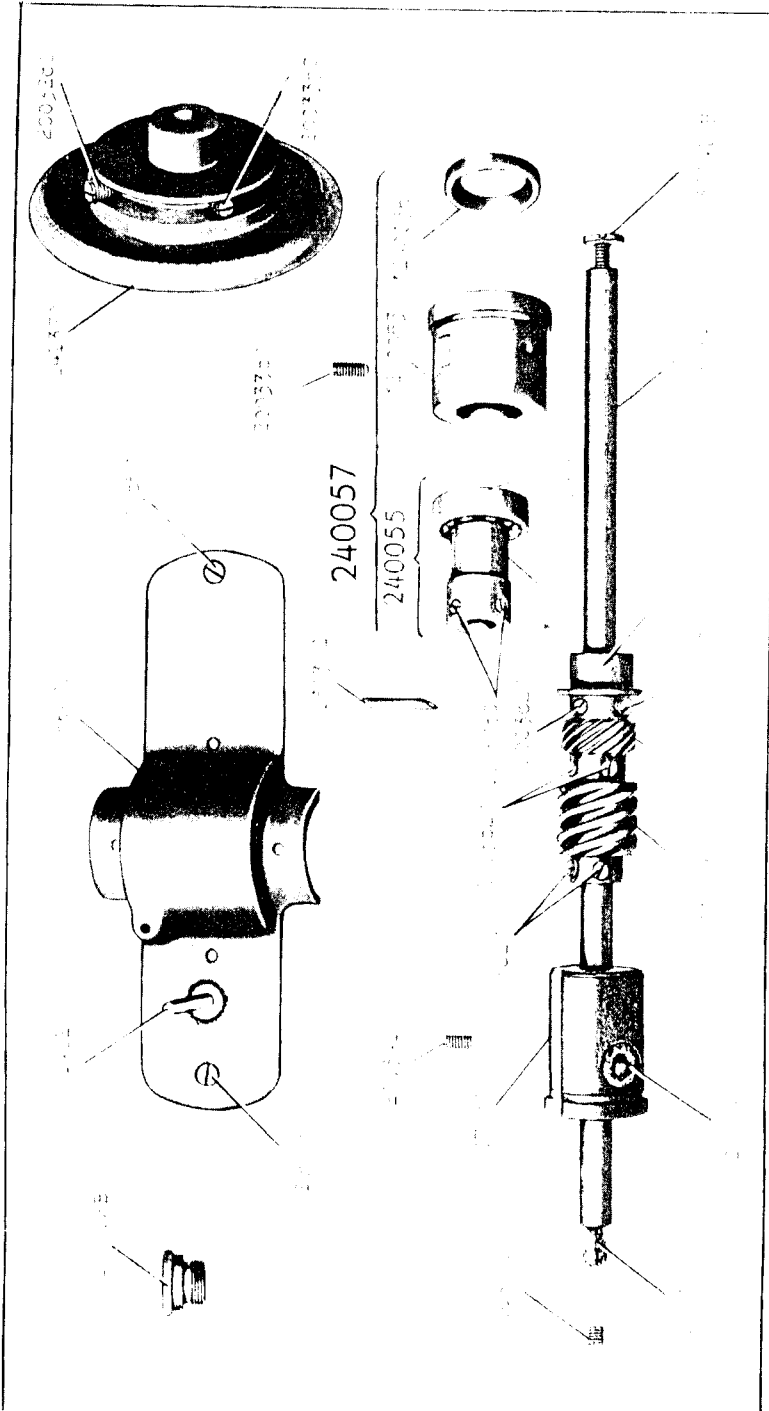


16643 - 3/8

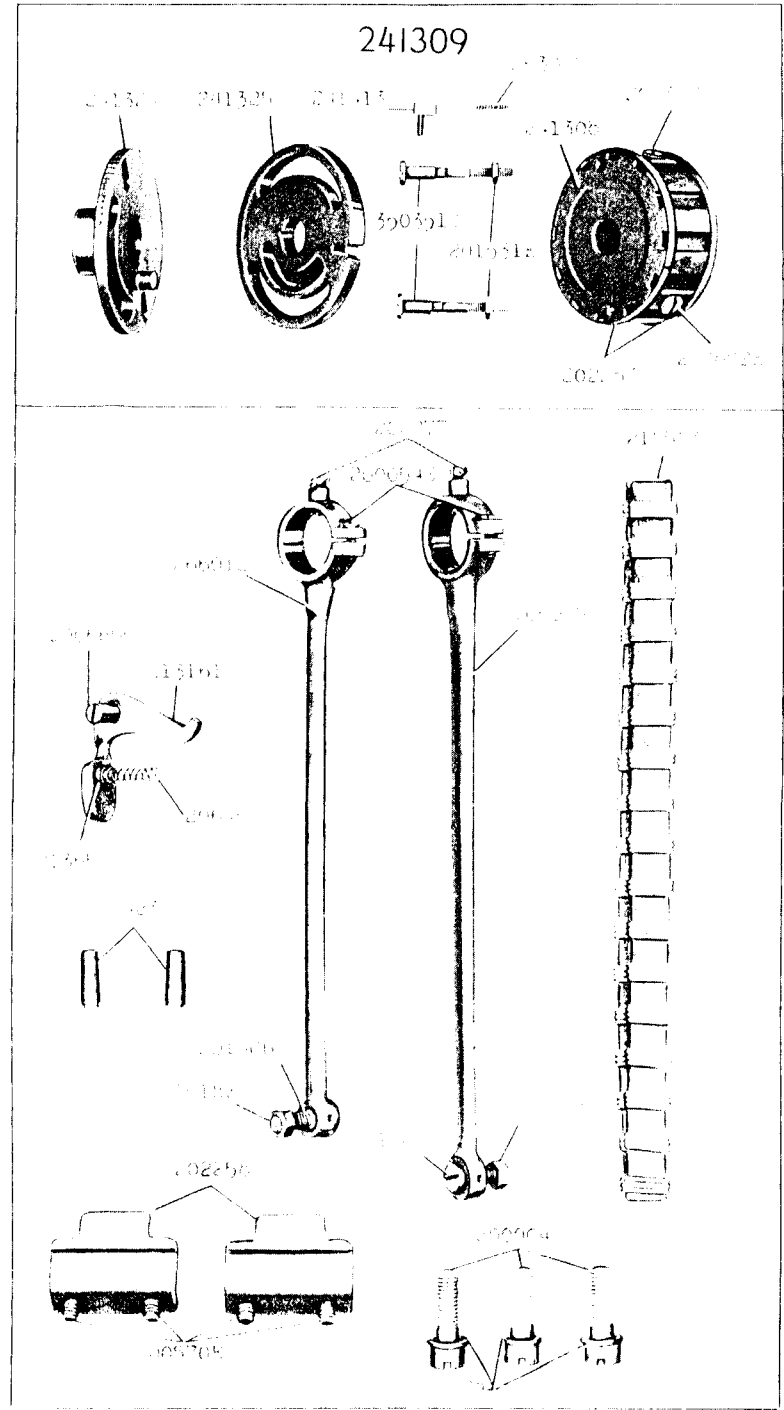
228368



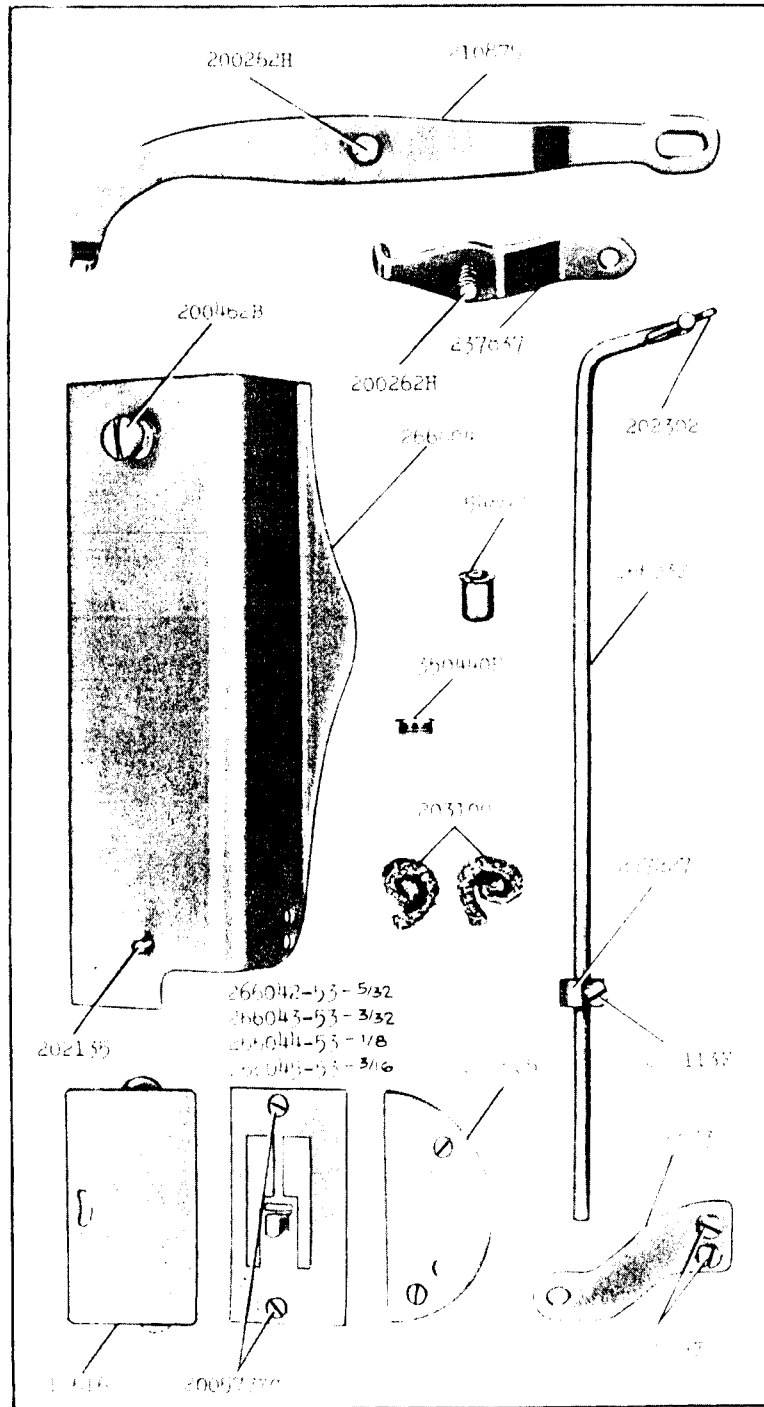
17201 - 3/8



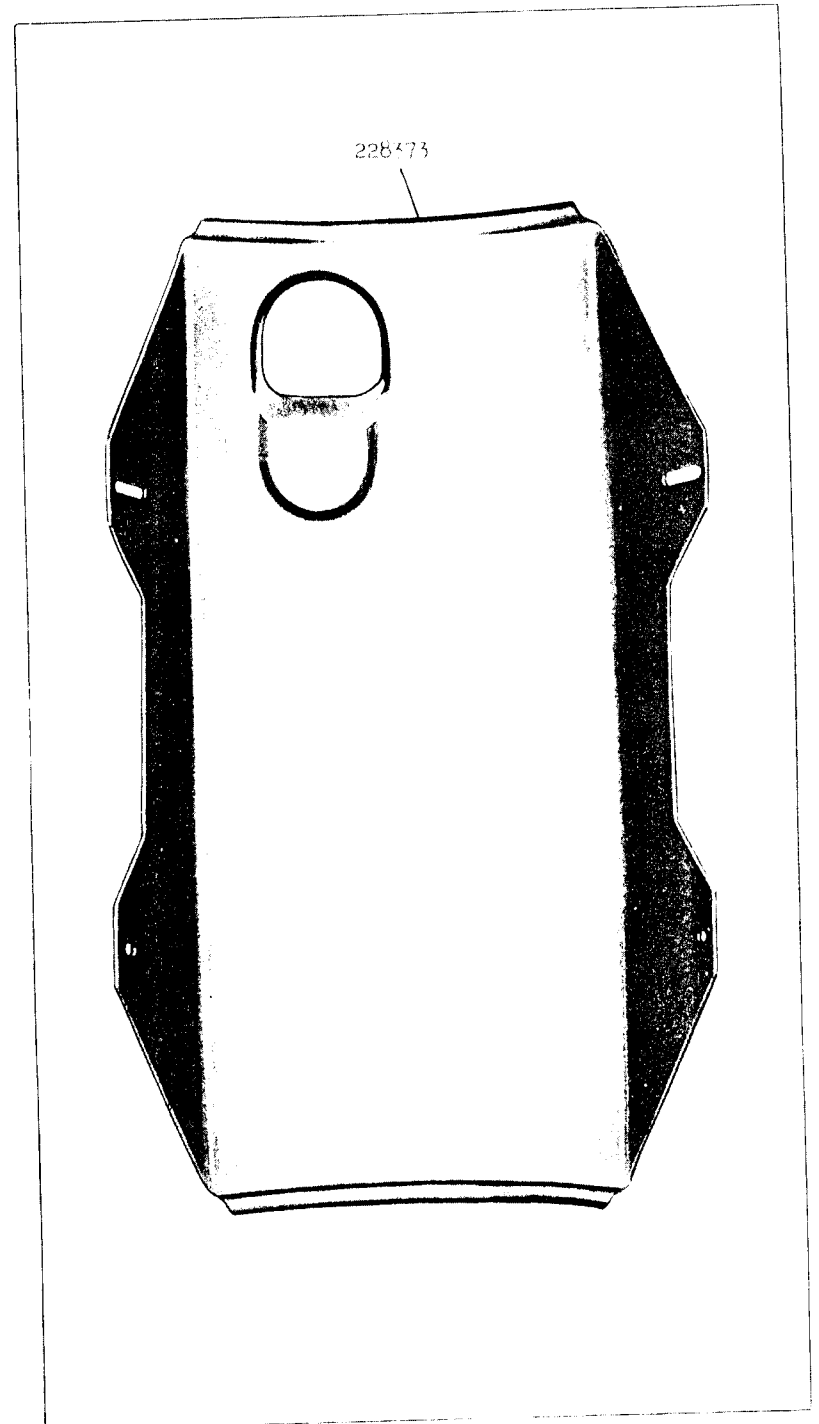
17202 - 3/8



17209 - 1/2


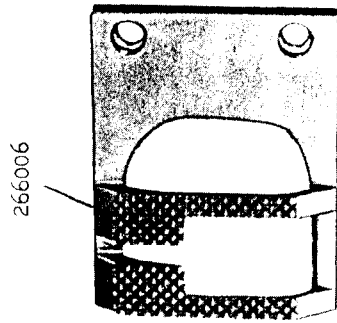
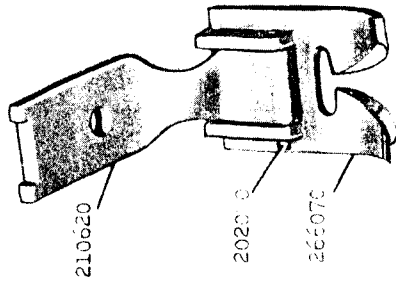


17210 - 3/8



17211

266071



17900 - 1/6

225258

