

SINGER
179W2

Form 3100w
(154)
Printed in U.S.A.

LIST OF PARTS



SINGERTM

MACHINE No. 179w2

THE SINGER MANUFACTURING COMPANY

INSTRUCTIONS FOR OILING

To ensure easy running and prevent unnecessary wear of the parts which are in movable contact, the machine requires oiling, and when in continuous use, "TYPE B" or "TYPE D" OIL, sold by Singer Sewing Machine Company, should be applied at least twice each day to all oil holes marked "OIL", as instructed in Form 3101w.

"TYPE D" OIL should be used when an oil is desired which will produce a minimum of stain on fabrics, even after a long period of storage.

INDEX

	Page
Accessories	37
Bound Buttonhole Turner	40
Buttonhole Cutting Blocks	41
Buttonhole Cutting Knives	41
Driving Equipment	38
Machine No. 179w2	5
Numerical List of Parts	45
Pattern Wheels	42
Thread Unwinder	39

SINGER Needles should be used
in SINGER Machines
These Needles and their Containers
are marked with the
Company's Trade Mark "SIMANCO." 1

Needles in Containers marked
"FOR SINGER MACHINES"
are NOT SINGER made needles. 2

INSTRUCTIONS FOR ORDERING

In ordering from this list, use **ONLY** the **PART** number in the **FIRST** column.

The number stamped on a Sewing Machine Part is the number of the Single Part only, except when the part includes Set Screws, Clamping Screws, Studs and Rollers Spun on, Small Wires riveted, or Parts soldered together, etc., which it is necessary to furnish in combination.

Every combination of parts sent out has its specific number which, although not stamped on Parts (except in above case), must be used when ordering the combination.

Each number always indicates the **SAME PART** in whatever list it appears, or for whatever Machine.

The letters after some of the numbers indicate the style of finish only, as follows:

- A—Hardened, Polished, Nickel Plated and Buffed.
- AL—Heat Treated for Toughness.
- ALX—Heat Treated for Toughness and Black Oxide.
- B—Polished, Nickel Plated and Buffed.
- C—Hardened only.
- D—Polished only.
- E—Soft, Not polished.
- F—Hardened and Polished.
- J—Nickel Plated only.
- R—Merlized.
- X—Black Oxide, for Iron and Steel.
- XC—Hardened and Black Oxide, for Iron and Steel.
- Y—Black Nickel Plated only.
- Z—Chromium Plated.

These letters **MUST BE USED** when they appear in the list and **AFTER** the number, as in the list.

In this series

1 to 1500, 200001 to 201500 and 350001 to 351500 are Screw Numbers.

1501 to 1800, 201501 to 201800 and 351501 to 351800 are Nut Numbers.

1801 to 2000, 201801 to 202000 and 351801 to 352000 are Roller Numbers.

2001 to 50000 and 202001 to 350000 are Numbers of Machine Parts.


The figures in the second column refer only to the plate in which the illustration of the part is shown and are **NOT TO BE USED** in ordering.

Two or more numbers over a cut indicate that the difference between such parts is not visible in an illustration.

Parts marked with an asterisk (*) are furnished only when repairs are made at the factory.

LIST OF PARTS COMPLETE

FOR



MACHINE No. 179w2

For Producing Bound Buttonholes from $\frac{3}{4}$ to $1\frac{3}{4}$ in. long in Men's and Women's Clothing, Dresses, Uniforms, etc. Machine automatically die cuts a mitered hole in body material and forms a pre-cut patch into two separate folded strips. The folded strips are manually transferred to the machine clamp and stitched on to the finish side of a garment, in perfect alignment, with step by step single thread chain stitch. Thread is severed at both ends of the two lines of stitching. The buttonhole so prepared is then turned by use of Special Equipment to bring the patch to the inside of the garment and both ends tacked on a suitable machine, after which the patch and lining are attached to the inner face of the garment with a Hand Blind Stitch. Thus completing the Bound Buttonhole.

No.	Plate	Name
*262501	-----	Arm
204235	18001	" Position Pin (2)
200020E	18001	" Screw (4)
232488	18001	" Shaft
232489	18001	" " Bevel Gear with 453AL
232244	18001	" " " " Position Pin

No.	Plate	Name
453AL	18001	Arm Shaft Bevel Gear Set Screw
232002	18001	" " Bushing (back) with 202260
232490	18001	" " " (front) with 202260
202260	18001	" " " Oil Packing (wick)
200100E	18001	" " " Screw (4)
232003	18001	" " Hand Wheel with two 200341C
200341C	18001	" " " Set Screw
150D	18001	" " Screw
250002	18001	" Side Cover
200110D	18001	" " " Screw
*262502	-----	Bed with 250078, 255509 to 255512, 256232, 256233, two each 127D, 40025, three each 200190E, 350497E and eight 50168E
250009	16350	Bed End Cover
232025	16350	" " " Catch (2)
232026	16350	" " " " Position Pin (2)
250010	16350	" " " " Releaser (2)
204264	16350	" " " " " Stop Pin (2)
200047D	16350	" " " " Screw (2)
201531X	16350	" " " " " Nut (2)
250011	16350	" " " " Support (left)
250012	16350	" " " " (right)
457AL	16350	" " " " Set Screw (2)
250013	16367	" Extension
250397	16367	" " Position Pin (2)
134D	16367	" " Screw (4)
262759	18003	" Shaft
255521	18003	" " Bevel Gear with two 453AL
232719	18003	" " " " Position Pin (2)
453AL	18003	" " " " Set Screw
232030	18003	" " Bushing (back) with 202260
202260	18003	" " " " Oil Packing (wick)
232821	18003	" " " " " Tube (brass)
230795	18003	" " " " " Pin
350455E	18003	" " " " Screw (2)
201730E	18003	" " " " " Nut (2)
250015	18003	" " " " (front)
255527	18003	" " " " Oil Tube (brass)
250451	18003	" " " " " Bracket
330D	18003	" " " " " Screw
232244	18003	" " " " Position Pin
200100E	18003	" " " " Screw (2)
250017	18003	" " Collar with two 1258AL (2)
1258AL	18003	" " " Set Screw
232725	18003	Belt Guard
9D	18003	" " Screw
262503	18005	Buttonhole Cutting Block (steel) 1 inch
350111C	18006	" " " " Pinch Screw
250468	18006	" " " " " Washer
252344	18006	Buttonhole Cutting Block Stop

No.	Plate	Name
256043	16356	Buttonhole Cutting Carrier Cam with 200364C
40025	16356	Buttonhole Cutting Carrier Cam Position Pin
200364C	16356	Buttonhole Cutting Carrier Cam Set Screw
256044	16356	Buttonhole Cutting Carrier Lever with 990D, 201524E, 350377C and 351860
50031C	16356	Buttonhole Cutting Carrier Lever Ad- justing Screw Stud
201711C	16356	Buttonhole Cutting Carrier Lever Ad- justing Screw Stud Nut
39541	16356	Buttonhole Cutting Carrier Lever Ad- justing Screw Stud Nut Washer
250022	16356	Buttonhole Cutting Carrier Lever Ad- justing Screw Stud Sleeve
351860	16356	Buttonhole Cutting Carrier Lever Roller
990D	16356	" " " " " Cap Screw
350377C	16356	Buttonhole Cutting Carrier Lever Roller Screw Stud
201524E	16356	Buttonhole Cutting Carrier Lever Roller Screw Stud Nut
232038	16356	Buttonhole Cutting Carrier Lever Slide Block
251627	18004	Buttonhole Cutting Driving Wheel with 446E
255544	18004	Buttonhole Cutting Driving Wheel Lock
232044	18004	" " " " " Spring
200051E	18004	Buttonhole Cutting Driving Wheel Lock Spring Screw
228026	18004	Buttonhole Cutting Driving Wheel Lock Spring Screw Washer
255545	18004	Buttonhole Cutting Driving Wheel Lock Stop Plate
162D	18004	Buttonhole Cutting Driving Wheel Lock Stop Plate Screw (2)
255546	18004	Buttonhole Cutting Driving Wheel Lock Stop Plate Screw Lock Washer (2)
232150	18004	Buttonhole Cutting Driving Wheel Posi- tion Pin
446E	18004	Buttonhole Cutting Driving Wheel Set Screw
262703	18005	Buttonhole Cutting Knife, 1 in. (narrow)
262517	18005	" " " Adjusting Block
201488F	18005	" " " " " Screw
252064	18005	Buttonhole Cutting Knife Base Plate
201474E	18006	" " " " " Ad- justing Screw (2)

No.	Plate	Name
1454E	18005	Buttonhole Cutting Knife Base Plate Screw
250475	18005	Buttonhole Cutting Knife Clamping Lever
350114C	18005	Buttonhole Cutting Knife Clamping Lever Hinge Screw
250030	18005	Buttonhole Cutting Knife Clamping Plate
252065	18006	Buttonhole Cutting Lever (lower)
251137	18025	" " " " Cam with 453AL.
40025	18025	Buttonhole Cutting Lever (lower) Cam Position Pin
453AL	18025	Buttonhole Cutting Lever (lower) Cam Set Screw
262518	18006	Buttonhole Cutting Lever (upper) with 350111C and two 250468
256850	18025	Buttonhole Cutting Lever (upper) Cam with 453AL.
40025	18025	Buttonhole Cutting Lever (upper) Cam Position Pin
453AL	18025	Buttonhole Cutting Lever (upper) Cam Set Screw
262675	18006	Buttonhole Cutting Lever Bracket with 350146E
256232	18006	Buttonhole Cutting Lever Bracket Gib (left)
256233	18006	Buttonhole Cutting Lever Bracket Gib (right)
232380	18006	Buttonhole Cutting Lever Bracket Gib Adjusting Plate (2)
219E	18006	Buttonhole Cutting Lever Bracket Gib Adjusting Plate Screw (4)
206482	18006	Buttonhole Cutting Lever Bracket Gib Adjusting Plate Screw Washer (4)
350497E	18006	Buttonhole Cutting Lever Bracket Gib (left) Screw
200190E	18006	Buttonhole Cutting Lever Bracket Gib (right) Screw
250038	18006	Buttonhole Cutting Lever Hinge Stud
350146E	18006	" " " " " Set Screw
251268	18006	Buttonhole Cutting Lever Spring
251281	18015	" " Lock
262519	18020	" " " Cam with two 435AL.
251359	18020	Buttonhole Cutting Lock Cam Guard
690D	18020	" " " " " Screw
435AL	18020	" " " " Position Screw
788D	18015	Buttonhole Cutting Lock Hinge Screw
251283	18015	" " " Rock Shaft

No.	Plate	Name
251284	18015	Buttonhole Cutting Lock Rock Shaft 251283 with 222526 and 251286
251159	18015	Buttonhole Cutting Lock Rock Shaft Bracket (front)
232154	18015	Buttonhole Cutting Lock Rock Shaft Bracket (front) Position Pin (2)
161D	18015	Buttonhole Cutting Lock Rock Shaft Bracket (front) Screw (2)
251143	18015	Buttonhole Cutting Lock Rock Shaft Bracket (rear)
232154	18015	Buttonhole Cutting Lock Rock Shaft Bracket (rear) Pin (2)
145E	18015	Buttonhole Cutting Lock Rock Shaft Bracket (rear) Screw
251285	18015	Buttonhole Cutting Lock Rock Shaft Finger with 462AL.
250070	18015	Buttonhole Cutting Lock Rock Shaft Finger Link
201099C	18015	Buttonhole Cutting Lock Rock Shaft Finger Link Screw (2)
222526	18015	Buttonhole Cutting Lock Rock Shaft Finger Position Pin
462AL	18015	Buttonhole Cutting Lock Rock Shaft Finger Set Screw
251286	18015	Buttonhole Cutting Lock Rock Shaft Lever with 462AL and 201950
222526	18015	Buttonhole Cutting Lock Rock Shaft Lever Pin
201950	18015	Buttonhole Cutting Lock Rock Shaft Lever Roller and Stud
462AL	18015	Buttonhole Cutting Lock Rock Shaft Lever Set Screw
251141	18015	Buttonhole Cutting Lock Spring
350215E	18015	" " " " Screw Stud
252069	18005	" " Pressure Wedge with 232056
*201155D	18005	Buttonhole Cutting Pressure Wedge Adjusting Screw
250538	18005	Buttonhole Cutting Pressure Wedge Adjusting Screw 201155D with 2273, 201672E, 232054 and 232055
232054	18005	Buttonhole Cutting Pressure Wedge Adjusting Screw Collar
232055	18005	Buttonhole Cutting Pressure Wedge Adjusting Screw Collar Position Pin
232466	18005	Buttonhole Cutting Pressure Wedge Adjusting Screw Lock Spring
662D	18005	Buttonhole Cutting Pressure Wedge Adjusting Screw Lock Spring Screw
201672E	18005	Buttonhole Cutting Pressure Wedge Adjusting Screw Nut

No.	Plate	Name
2273	18005	Buttonhole Cutting Pressure Wedge Adjusting Screw Nut Pin
232056	18005	Buttonhole Cutting Pressure Wedge Boss
232057	18005	" " " " Post with 662D and 232466
200122X	18005	Buttonhole Cutting Pressure Wedge Post Screw
251560	18015	Buttonhole Cutting Safety Latch
980C	18015	" " " " Hinge Screw
262668	18015	Buttonhole Cutting Safety Latch Rod
222070	18015	" " " " Spring
256182	18025	" " Shaft
262520	18025	" " " Hand Lever
262521	18025	" " " " " Pawl
200993C	18025	" " " " " " " Hinge Screw
262522	18025	Buttonhole Cutting Shaft Hand Lever Pawl Spring
200133E	18025	Buttonhole Cutting Shaft Hand Lever Pawl Spring Screw
200665C	18025	Buttonhole Cutting Shaft Hand Lever Stop Screw
256210	18025	Buttonhole Cutting Shaft Oil Packing (wick)
256220	18025	Buttonhole Cutting Shaft Pulley (loose) with 255021, 255144, 255158, 255168, two each 172D, 183D, 235404, four each 1671E, 210750, 255546 and 256221
262523	18025	Buttonhole Cutting Shaft Pulley Bushing with 262674
201468X	18025	Buttonhole Cutting Shaft Pulley Bushing Cap Screw
255168	18025	Buttonhole Cutting Shaft Pulley Oil Cup
256221	18025	" " " " Stud
1671E	18025	" " " " " Nut
255546	18025	" " " " " " Lock Washer
255132	18025	Buttonhole Cutting Shaft Pulley Washer
251138	18004	" " Starting Lever with 201085C
251561	18015	Buttonhole Cutting Starting Lever Arm
350134E	18015	" " " " " " Lock Stud
200027E	18015	Buttonhole Cutting Starting Lever Arm Screw (2)
232718	18004	Buttonhole Cutting Starting Lever Hinge Stud
200530E	18004	Buttonhole Cutting Starting Lever Hinge Stud Set Screw
232064	18004	Buttonhole Cutting Starting Lever Latch

No.	Plate	Name
350148D	18004	Buttonhole Cutting Starting Lever Latch Hinge Screw
201531E	18004	Buttonhole Cutting Starting Lever Latch Hinge Screw Nut
232065	18004	Buttonhole Cutting Starting Lever Latch Spring
201218E	18004	Buttonhole Cutting Starting Lever Latch Spring Screw Stud (2)
200E	18004	Buttonhole Cutting Starting Lever Latch Stop Screw
201085C	18004	Buttonhole Cutting Starting Lever Re- storing Screw Stud
250044	18004	Buttonhole Cutting Starting Lever Spring
350105E	18004	" " " " " " Screw Stud
251145	18022	Buttonhole Cutting Starting Lever Trip
251146	18022	" " " " " " Adjusting Point
1454F	18022	Buttonhole Cutting Starting Lever Trip Adjusting Point Screw
262524	18022	Buttonhole Cutting Starting Lever Trip Disengaging Plate
72D	18022	Buttonhole Cutting Starting Lever Trip Hinge Screw
251569	18022	Buttonhole Cutting Starting Lever Trip Spring
1241E	18022	Buttonhole Cutting Starting Lever Trip Spring Screw Eye
251148	18022	Buttonhole Cutting Starting Unlocking Lever with 201949
802D	18022	Buttonhole Cutting Starting Unlocking Lever Hinge Screw
1904	18022	Buttonhole Cutting Starting Unlocking Lever Roller
201949	18022	Buttonhole Cutting Starting Unlocking Lever Roller 1904 with 251213
*251213	18022	Buttonhole Cutting Starting Unlocking Lever Roller Stud
256236	18018	Buttonhole Length Indicator (lower) Disc 1/2 to 1-3/8 inch
256238	18018	Buttonhole Length Indicator (upper) Disc
203E	18018	" " " " Disc Screw
*256004	-----	Driving Wheel (loose)
256206	18003	" " 256004 with 250398 and 256091
255559	18003	Driving Wheel with 200383C
256007	18003	" " Clutch Stud (made in .212 in. diam.) (2)
255560	18003	Driving Wheel Clutch Stud Retainer (back)
255561	18003	Driving Wheel Clutch Stud Retainer (front)

No.	Plate	Name
145E	18003	Driving Wheel Clutch Stud Retainer Screw
1528E	18003	Driving Wheel Clutch Stud Retainer Screw Nut
8873	18003	Driving Wheel Position Pin
200383C	18003	" " Set Screw
256224	18003	" " Stop Cam with 145E, 1528E, 255560 and 255561
255563	18003	Driving Wheel Stop Cam Oil Pad
251025	18003	" " " " Position Collar with 1036A1.
1036A1	18003	Driving Wheel Stop Cam Position Collar Set Screw
250417	18003	Driving Wheel Stop Cam Spring
232520	18001	Face Plate
641D	18001	" " Screw (2)
232521	16465	Feed Adjusting Gear
250052	16465	" " " Bracket
250053	16465	" " " " Clamping Post
690D	16465	Feed Adjusting Gear Bracket Clamping Post Screw (2)
350113C	16465	Feed Adjusting Gear Bracket Clamping Screw
250473	16465	Feed Adjusting Gear Bracket Clamping Screw Washer
201428C	16465	Feed Adjusting Gear Screw Stud
1518J	16465	" " " " " Nut
250704	18024	" Driving Gear (intermediate) with 457A1.
232721	18024	Feed Driving Gear (intermediate) Position Pin
457A1	18024	Feed Driving Gear (intermediate) Set Screw
250055	18024	Feed Driving Gear (intermediate) Shaft
252076	16465	" Wheel with three 232382
250057	16465	" " Driving Pawl (3)
201385C	16465	" " " " Hinge Screw (3)
250058	16465	" " " " Spring (3)
232382	16465	" " " " Pin
1449X	16465	" " " " " Screw (3)
350071E	16465	" " Friction Ring Adjusting Screw
201522E	16465	Feed Wheel Friction Ring Adjusting Screw Lock Nut
232131	16465	Feed Wheel Friction Ring Adjusting Screw Washer (2)
251288	18012	Feed Wheel Friction Ring Bracket
200070C	18012	" " " " " Screw (2)
250060	16465	Feed Wheel Friction Ring Section (long)
250061	16465	" " " " " (short)

No.	Plate	Name
232135	16465	Feed Wheel Friction Ring Spring
255538	16465	" " Ring
250062	16465	" " " " Gib (3)
209F	16465	" " " " Screw (6)
201362C	16465	" " Screw Stud
250418	18009	Finger Starting Lever with 250435 and 250436
250419	18009	Finger Starting Lever Hinge Block
350080D	18009	" " " " " Hinge Screw
252212	18012	Finger Starting Lever (intermediate)
255080	18012	" " " " " Bracket with 208A1 and 991C
208A1	18012	Finger Starting Lever (intermediate) Bracket Pinch Screw
158E	18012	Finger Starting Lever (intermediate) Bracket Screw
72D	18012	Finger Starting Lever (intermediate) Hinge Screw
200097C	18009	Finger Starting Lever Screw
228026	18009	" " " " Washer
262525	18013	" " " (second start)
262526	18013	" " " " " Bracket
40025	18013	Finger Starting Lever (second start) Bracket Position Pin (2)
122D	18013	Finger Starting Lever (second start) Bracket Screw (2)
201044C	18013	Finger Starting Lever (second start) Hinge Screw
262527	18013	Finger Starting Lever (second start) Latch
100D	18013	Finger Starting Lever (second start) Latch Hinge Screw
262528	18013	Finger Starting Lever (second start) Latch Spring
262529	18013	Finger Starting Lever (second start) Spring
179C	18013	Finger Starting Lever (second start) Spring Screw
1550J	18013	Finger Starting Lever (second start) Spring Screw Nut
7071	18013	Finger Starting Lever (second start) Spring Screw Washer
200281D	18013	Finger Starting Lever (second start) Stop Screw
251518	18009	Finger Starting Lever Spring
250435	18009	" " " Stud (back)
250436	18009	" " " " (front)
262530	18013	" " Rod (second start)
262531	18013	" " " " " Cotter Pin

No.	Plate	Name
250274	18013	Finger Starting Rod (second start) Guide with 808D
808D	18013	Finger Starting Rod (second start) Guide Pinch Screw
232539	18024	Intermittent Feed Driving Wheel with two 465AL
*256047	-----	Intermittent Feed Driving Wheel Bracket
232244	18024	" " " " " "
129E	18024	Intermittent Feed Driving Wheel Bracket Position Pin (2)
250589	18024	Intermittent Feed Driving Wheel Driving Stud
202090	18024	Intermittent Feed Driving Wheel Driving Stud Position Pin
232541	18024	Intermittent Feed Driving Wheel Position Pin
465AL	18024	Intermittent Feed Driving Wheel Set Screw
232542	18024	Intermittent Feed Driving Wheel Shaft
250705	18024	" " " " " "
		Gear with 465AL
232721	18024	Intermittent Feed Driving Wheel Shaft Gear Position Pin
465AL	18024	Intermittent Feed Driving Wheel Shaft Gear Set Screw
262710	18008	Looper
262711	18008	" Adjusting Block
262534	18008	" Bracket with 237X
201722C	18008	" " Adjusting Nut
201722C	18008	" " " " Locking Nut
23421	18008	" " Dogging Hole Plug (leather)
262535	18008	Looper Bracket Frame Chip Guard
401D	18008	" " " " " "
		Screw (3)
232555	18008	Looper Bracket Rotating Gear with 906E
250084	18008	" " " " Position Pin
906E	18008	Looper Bracket Rotating Gear Set Screw
262760	18003	" Cam with 453AL
232719	18003	" " Position Pin
453AL	18003	" " Set Screw
262713	18008	" Carrier
201433C	18008	" " Hinge Screw
250086	18008	" " Link
201099C	18008	" " " Hinge Screw (2)
262714	18008	" Driving Bar
201726C	18008	" " " Adjusting Nut (4)
256009	18008	" " " " " Washer (2)
262715	18008	Looper Driving Bar Oil Wick

No.	Plate	Name
*255207	-----	Looper Frame
250462	18008	" " Chip Guard
232866	18008	" " Position Pin (2)
201082E	18008	" " Screw (3)
350388X	18008	" Screw
250491	18008	" " Washer
250074	18008	" Shim (.005 in. thick)
250449	18008	" " (.010 in. thick)
250450	18008	" " (.020 in. thick)
250537	18008	" " (.030 in. thick)
256010	18003	" Slide with 201943
250076	18003	" " Gib (lower) (2)
250077	18003	" " " (upper) (2)
190D	18003	" " " Screw (6)
*250078	-----	" " Guide Extension
40025	18003	" " " " Position Pin
127D	18003	" " " " Screw
201896	18003	" " Roller
201943	18003	" " " 201896 with 250429
250429	18003	" " " Stud
250105	18001	Needle Bar Driving Crank with 200394C and two 200382C
40025	18001	Needle Bar Driving Crank Position Pin
200394C	18001	" " " " Set Screw
262773	18011	" Driving Bar
232177	18011	" " " Bushing
232176	18011	" " " Collar with 200083E
200083E	18011	" " " " Pinch Screw
262774	18011	" " " Guide
262775	18011	" " " " Block
256227	18011	" " " " " Bushing
181D	18011	" " " " " " " " Screw (3)
201734C	18011	Needle Driving Bar Guide Block Nut
203D	18011	" " " " " Screw
232814	18011	" " " " " Washer
232178	18001	" " " " Link
232709	18001	" " " " " Hinge Stud with 222598
222598	18001	Needle Driving Bar Link Hinge Stud Oil Packing (wick)
200382C	18001	Needle Driving Bar Link Hinge Stud Set Screw
250108	18001	Needle Driving Bar Swivel with 248821
248821	18001	" " " " " Oil Packing (wick)
262781	18008	Needle Guard
230E	18008	" " Screw
230E	18008	" " " (support end)
262776	18011	" Holder with 50138F
208AL	18011	" " Screw (2)
256228	18011	" Rotating Gear

No.	Plate	Name
250118	18011	Needle Rotating Gear Key
50138F	18011	" Set Screw
262786	18007	" Thread Cutter
262540	18007	" " " Crank with 1819
1819	18007	" " " " Roller and Stud
262541	18007	Needle Thread Cutter Crank Stud
223D	18007	" " " " " Set Screw
262676	18007	Needle Thread Cutter Crank complete, Nos. 262540, 262543 and 262544
262542	18007	Needle Thread Cutter Gear (driven) with 906AL.
2273	18007	Needle Thread Cutter Gear (driven) Position Pin
906AL	18007	Needle Thread Cutter Gear (driven) Set Screw
262543	18007	Needle Thread Cutter Gear (driver)
262544	18007	" " " " Pin
262722	18007	" " " Locking Plate
200590X	18007	" " " " " Screw
262545	18008	Needle Thread Cutter Operating Latch
940F	18008	" " " " " Hinge Screw
262546	18008	Needle Thread Cutter Operating Latch Spring
253512	18008	Needle Thread Cutter Operating Latch Stop Washer
201E	18008	Needle Thread Cutter Operating Latch Stop Washer Screw
262547	18008	Needle Thread Cutter Operating Plate
262548	18008	" " " " " Lever
940F	18008	Needle Thread Cutter Operating Plate Lever Hinge Screw
217D	18008	Needle Thread Cutter Operating Plate Screw
262549	18008	Needle Thread Cutter Safety
208AL	18008	" " " " Screw (2)
200581X	18007	" " " Screw
262550	18007	" " " Shaft
262551	18007	" " " " Bracket
262552	18007	" " " " " Clamp ing Plate
211E	18007	Needle Thread Cutter Shaft Bracket Clamping Plate Screw
190E	18007	Needle Thread Cutter Shaft Bracket Position Screw
7071	18007	Needle Thread Cutter Shaft Bracket Position Screw Washer

No.	Plate	Name
175D	18007	Needle Thread Cutter Shaft Bracket Set Screw
262532	18008	Needle Thread Cutter Shaft Bracket Support
237X	18008	Needle Thread Cutter Shaft Bracket Support Set Screw
262723	18007	Needle Thread Cutter Shaft Bushing
262553	18007	" " " " Crank with 906AL and 1988
2273	18007	Needle Thread Cutter Shaft Crank Position Pin
1988	18007	Needle Thread Cutter Shaft Crank Roller and Stud
906AL	18007	Needle Thread Cutter Shaft Crank Set Screw
262554	18007	Needle Thread Cutter Shaft Crank Spring
262562	18007	" " " Shim (.003 in. thick) (2)
256635	18014	Needle Thread Guide
256636	18014	" " " Stud
256637	18014	" " " " Bracket with two 208AL
208AL	18014	Needle Thread Guide Stud Bracket Screw
208AL	18014	Needle Thread Guide Stud Screw
232792	18014	" " Leader
1664E	18014	" " " Nut
256200	18014	" " Pull-off (adjustable)
1550J	18014	" " " " Lock Nut
262564	18014	Needle Thread Pull-off (auxiliary)
262565	18018	" " " " Cam
350201F	18018	" " " " " Screw
262566	18014	Needle Thread Pull-off (auxiliary) Connection
176X	18014	Needle Thread Pull-off (auxiliary) Connection Screw
262567	18014	Needle Thread Pull-off (auxiliary) Link
262780	18014	" " " " Thread Guard Pin
256070	18014	Needle Thread Take-up with 201374E and 201937
256072	18014	Needle Thread Take-up Bracket
256073	18014	" " " " Cover
176X	18014	" " " " " Screw (2)
1423F	18014	Needle Thread Take-up Bracket Cover Screw (2)
250399	18014	Needle Thread Take-up Bracket Position Pin (2)
161D	18014	Needle Thread Take-up Bracket Screw (3)

No.	Plate	Name
262761	18014	Needle Thread Take-up Cam with two 457AL
232721	18014	Needle Thread Take-up Cam Position Pin
457AL	18014	Needle Thread Take-up Cam Set Screw
256234	18014	" " " " Shaft
232673	18014	" " " " " Gear with two 448AL
40025	18014	Needle Thread Take-up Cam Shaft Gear Position Pin
448AL	18014	Needle Thread Take-up Cam Shaft Gear Set Screw
256235	18014	Needle Thread Take-up Cam Shaft Washer
350268C	18014	Needle Thread Take-up Hinge Screw
201873	18014	" " " " Roller
201937	18014	" " " " " 201873 with 201144E and 232686
201144E	18014	Needle Thread Take-up Roller Cap Screw
232686	18014	Needle Thread Take-up Roller Stud
201374E	18014	" " " " " " Cap Screw
256071	18014	Needle Thread Take-up Thread Guide
1423F	18014	" " " " " " Screw (2)
32012	18014	Needle Thread Tension Disc (2)
991C	18021	" " " " " Releasing Adjusting Screw
1550J	18021	Needle Thread Tension Releasing Adjusting Screw Nut
256076	18014	Needle Thread Tension Releasing Arm
974F	18014	" " " " " " Hinge Screw
256189	18021	Needle Thread Tension Releasing Block with 200E
200E	18021	Needle Thread Tension Releasing Block Set Screw
32572	18014	Needle Thread Tension Releasing Disc
256215	18021	" " " " " Lever
255010	18021	" " " " " " Bracket
200346C	18021	Needle Thread Tension Releasing Lever Bracket Adjusting Screw
145E	18021	Needle Thread Tension Releasing Lever Bracket Screw (lower)
200062X	18021	Needle Thread Tension Releasing Lever Bracket Screw (upper)
262572	18021	Needle Thread Tension Releasing Lever Extension
161D	18021	Needle Thread Tension Releasing Lever Extension Adjusting Screw

No.	Plate	Name
226163	18021	Needle Thread Tension Releasing Lever Extension Adjusting Screw Washer
176D	18021	Needle Thread Tension Releasing Lever Extension Screw
35D	18021	Needle Thread Tension Releasing Lever Hinge Screw
255011	18021	Needle Thread Tension Releasing Lever Spring
39635	18014	Needle Thread Tension Releasing Pin
256190	18021	" " " " " Rod
256191	18021	" " " " " " Bracket
256020	18021	Needle Thread Tension Releasing Rod Plate
792D	18021	Needle Thread Tension Releasing Rod Plate Screw (2)
208AL	18021	Needle Thread Tension Releasing Rod Screw
256185	18014	Needle Thread Tension Spring
350399C	18014	" " " " " Stud
1560C	18014	" " " " " Thumb Nut
262729	18029	Patch Clip Body (narrow)
262730	18030	" " " " (wide) for 262732
262731	18029	Patch Clip (narrow) complete, Nos. 262729, 262736, 262738 and two 262585
262732	18030	Patch Clip (wide) complete, Nos. 262730, 262737, 262739 and two 262585
262787	18009	Patch Clip Guide Plate (left)
262788	18010	" " " " " (right)
201403X	18009	" " " " " Screw
262789	18009	" " " " " Lock Stud
255537	18009	" " " " " Spring
262733	18029	" " " " " Opener (narrow)
262734	18030	" " " " " (wide) for 262758
262582	18029	" " " " " Carrier
262583	18031	" " " " " Gib
200064D	18031	" " " " " " Screw
200280C	18029	" " " " " Operating Stud
262735	18029	" " " " " " Bracket
200132X	18029	" " " " " " " " Screw
200096D	18029	Patch Clip Opener Screw
262736	18029	" " " " " Side Piece (left) (narrow)
262737	18030	" " " " " " " (wide) for 262732
262738	18029	Patch Clip Side Piece (right) (narrow)
262739	18030	" " " " " " " (wide) for 262732
262585	18029	Patch Clip Side Piece Spring
262586	18009	" " " " " Spring (left)
262587	18010	" " " " " (right)

No.	Plate	Name
200165X	18009	Patch Clip Spring Screw
262757	18009	" " " Shim
262588	18029	" " " Support
350503X	18029	" " " Screw
262589	18031	" Depressing Blade (narrow)
262783	18032	" " " (wide) for 262758
262590	18031	Patch Depressing Blade Carrier
262591	18031	" " " " Guide
200064D	18031	" " " " " Screw
201826	18025	" " " " " Roller
262674	18025	" " " " " Stud
200177D	18031	Patch Depressing Blade Screw
262593	18029	" Finger Guard
262740	18031	" Folding Blade (narrow)
262594	18032	" " " (wide) for 262758
262741	18031	" " " Carrier
201458D	18031	" " " " Adjusting Screw
262742	18031	Patch Folding Blade Carrier Adjusting Screw Stop
36006	18031	Patch Folding Blade Carrier Adjusting Screw Washer
201522C	18031	Patch Folding Blade Carrier Nut
262597	18031	" " " " Clamp
200165X	18031	" " " " Screw (for narrow buttonhole) (use 200581X for wide buttonhole)
200581X	18032	Patch Folding Blade Clamp Screw, for 262758
262743	18032	Patch Folding Blade Shim, for 262758
262771	18031	" Forming Device (narrow) Identi- fication Disc
262772	18032	Patch Forming Device (wide) Identi- fication Disc, for 262758
262755	-----	Patch Forming Device (narrow) com- plete, Nos. 36006, 200103E, 200245C, 200247C, 200280C, 201304F, 201458D, 201528E, 232756, 262582, 262583, 262588 to 262591, 262593, 262598 to 262600, 262606, 262609, 262663 to 262666, 262685, 262733, 262735, 262741 262742, 262744, 262754, 262771, 262779 262782, 262799, two each 200023D, 200035X, 200041E, 200096D, 200101D, 200132X, 200177D, 201522C, 250491, 262597, 262740, 350503X, four each 200029X, 200064D and 200165X

Note: Patch Forming Device 262755 is furnished with this machine unless otherwise specified on order.

No.	Plate	Name
262758	-----	Patch Forming Device (wide) complete, Nos. 36006, 200103E, 200245C, 200247C, 200280C, 201304F, 201458D, 201528E, 232756, 262582, 262583, 262588, 262590, 262591, 262593, 262598 to 262600, 262606, 262609, 262663 to 262666, 262685, 262734, 262735, 262741, 262742, 262745, 262754, 262772, 262779, 262782, 262783, 262799, two each 200023D, 200035X, 200041E, 200096D, 200101D, 200132X, 200177D, 201522C, 250491, 262594, 262597, 262743, 350503X, four each 200029X, 200064D and 200581X
262598	18031	Patch Ram
200023D	18031	" " " Screw
262599	18031	" " " Slide
262754	18029	" " " " Bracket
200029X	18029	" " " " " Screw
262600	18029	" " " " " Gib
200355X	18029	" " " " " Adjusting Screw
201537X	18029	" " " " " " " Nut
262782	18029	" " " " " " " Plate with two each 200355X and 201537X
200035X	18029	Patch Ram Slide Gib Adjusting Screw Plate Screw
200041E	18029	Patch Ram Slide Gib Screw
262663	18029	" Shear Blade (lower)
200245C	18029	" " " " " Hinge Screw
201528E	18029	" " " " " " " Nut
262664	18029	" " " " (upper)
200247C	18012	" " " " " Hinge Screw
262665	18029	" " " Tension Spring with 200366X and 201537X
200366X	18029	Patch Shear Tension Spring Adjusting Screw
201537X	18029	Patch Shear Tension Spring Adjusting Screw Nut
262666	18029	Patch Shear Tension Spring Stud
262744	18031	" Stripper (narrow)
262745	18032	" " " (wide) for 262758
262606	18031	" " " Spring
201304F	18031	" " " Stop Screw
262685	18029	" Support
262756	18025	" " " Bracket
250397	18025	" " " " Position Pin (2)
145D	18025	" " " " Screw (2)
200029X	18029	" " " " Screw
262609	18029	" Tray
200101D	18029	" " " Screw
262747	18018	Pattern Wheel (narrow) for buttonholes from 1 in. to 1-3/8 inch

No.	Plate	Name
250172	16367	Rapid Feed Pawl Guide
181D	16367	" " " " Screw (2)
350260C	16367	" " " " Hinge Screw
1655E	16367	" " " " " Nut
252266	18027	" " Slide Bar
250174	18027	" " " " Bushing (left)
145E	18027	" " " " " "
		Screw (2)
250175	18027	Rapid Feed Slide Bar Bushing (right)
647E	18027	" " " " " "
		Screw (2)
252269	18027	Rapid Feed Slide Bar Collar with 448AL
40025	18027	" " " " " Position Pin
448AL	18027	" " " " " Set Screw
256248	18027	" " " " " Fork Connection
		with 200352C
253538	18027	Rapid Feed Slide Bar Fork Connection
		Extension Plate
176D	18027	Rapid Feed Slide Bar Fork Connection
		Extension Plate Screw (2)
350526E	18027	Rapid Feed Slide Bar Fork Connection
		Position Screw
350385C	18027	Rapid Feed Slide Bar Fork Connection
		Screw Stud
200352C	18027	Rapid Feed Slide Bar Fork Connection
		Set Screw
252306	16367	Rapid Feed Slide Bar Lock
252271	16367	" " " " " Block
232055	16367	" " " " " " Position
		Pin
704E	16367	Rapid Feed Slide Bar Lock Block Screw
350262E	16367	" " " " " Hinge Screw
250409	16367	" " " " " Spring
1241E	18027	" " " " " " Screw
		Eye
250194	16367	Rapid Feed Slide Bar Lock Trip
56C	16367	" " " " " " Hinge
		Screw
262618	18027	Rapid Feed Slide Bar Spring
350293E	18027	" " " " " Cap Screw
252274	18027	" " " " " Washer
250180	16373	" " Starting Latch
199C	16373	" " " " " Cap Screw
201446C	16373	" " " " " Hinge Screw
		Stud
251626	16373	Rapid Feed Starting Lever with 1241E,
		1454E, 200293D and 201957
255053	16373	Rapid Feed Starting Lever (operated by
		stop motion) with 704C, 1454E, 203213
		and 255054
232541	16373	Rapid Feed Starting Lever Position Pin

No.	Plate	Name
201445E	16373	Rapid Feed Starting Lever Position Pin
		Screw
201957	16373	Rapid Feed Starting Lever Roller
200293D	16373	" " " " " " Screw
		Stud
1454E	16373	Rapid Feed Starting Lever Set Screw
251499	16373	" " " " " Shaft
251212	16373	" " " " " Spring
1241E	16373	" " " " " " Screw
		Eye
255054	16373	Rapid Feed Starting Lever Stud
704C	16373	" " " " " " Set
		Screw
203213	16373	Rapid Feed Starting Lever Stud Spring
253537	16367	" " " " Pawl
256177	16367	" " " " " Oiling Pad (felt)
50058D	16367	" " " " " " " Screw
9525	16367	" " " " " " " "
		Washer
250188	16367	Rapid Feed Starting Pawl Spring
201454E	18024	" " " " " " Screw
		Eye
1521E	18024	Rapid Feed Starting Pawl Spring Screw
		Eye Nut
250189	16373	Rapid Feed Starting Trip Lever with
		1454E
251623	16373	Rapid Feed Starting Trip Lever Over-
		throw Stop
350229E	16373	Rapid Feed Starting Trip Lever Over-
		throw Stop Screw
7071	16373	Rapid Feed Starting Trip Lever Over-
		throw Stop Screw Washer
201445E	16373	Rapid Feed Starting Trip Lever Posi-
		tion Screw
201437C	16373	Rapid Feed Starting Trip Lever Screw
		Stud
1454E	16373	Rapid Feed Starting Trip Lever Set
		Screw
251628	18004	Rapid Feed Starting Tripping Point
203E	18004	" " " " " " Screw
		(2)
256195	18021	Rapid Feed Trip Lever with two 200E
200E	18021	" " " " " Set Screw
255123	16364	" " " " Tripping Pawl
1410D	16364	" " " " " Cap Screw
255124	16364	" " " " " Lever
250432	16364	" " " " " " Bracket
232154	16364	" " " " " " "
		Position Pin (2)
350110C	16364	Rapid Feed Tripping Pawl Lever Brack-
		et Screw

No.	Plate	Name
14017	16364	Rapid Feed Tripping Pawl Lever Bracket Screw Washer
72C	16364	Rapid Feed Tripping Pawl Lever Hinge Screw
255167	16364	Rapid Feed Tripping Pawl Spring
250195	16367	" " Worm with 453AL
25362	16367	" " " Ball
250196	16367	" " " Bearing Cup
225007	16367	" " " Retainer with eight 25362
232244	16367	Rapid Feed Worm Position Pin
453AL	16367	" " " Set Screw
250197	18020	" " " Wheel
250198	18020	" " " Collar with two 453AL
453AL	18020	Rapid Feed Worm Wheel Collar Set Screw
202244	18020	Rapid Feed Worm Wheel Oil Packing (wick)
255138	18012	Starting Bell Crank with 201160E
350291C	18012	" " " Hinge Screw
256196	18012	" and Retaining Latch with 201160E
255136	18012	" " " Crank with 209F and 1819
2269	18012	Starting and Retaining Latch Crank Position Pin
1819	18012	Starting and Retaining Latch Crank Roller and Stud
209F	18012	Starting and Retaining Latch Crank Set Screw
255157	18012	Starting and Retaining Latch Spring
201160E	18012	" " " " " Screw Eye
255158	18025	Starting and Retaining Latch Tripping Block
235404	18025	Starting and Retaining Latch Tripping Block Pin
183D	18025	Starting and Retaining Latch Tripping Block Screw
251289	18012	Starting Rod
40043	18012	" " Collar with 209AL
251292	18012	" " " with 646F (2)
2273	18012	" " " Position Pin (2)
646F	18012	" " " Screw Stud
209AL	18012	" " " Set Screw
251290	18012	" " Guide Plate
200058E	18012	" " " " Screw
251291	18015	" " Lock
74C	18015	" " " Hinge Screw
232200	18015	" " " Spring
1241E	18015	" " " Screw Eye
251293	18020	" " " Tripping Point

No.	Plate	Name
219E	18020	Starting Rod Lock Tripping Point Screw
262799	18012	" " Safety Lever
262777	18012	" " " " Connection (long end) with 200125C
262778	18012	Starting Rod Safety Lever Connection (short end)
200125C	18012	Starting Rod Safety Lever Connection Set Screw
262779	18012	Starting Rod Safety Lever Spring (large)
232756	18012	" " " " " (small)
200103E	18012	" " " " " Screw
250491	18012	" " " " " Washer
262621	18012	" " " Lock
200197E	18012	" " " " Hinge Screw
262622	18012	" " " " Latch
200122X	18012	" " " " " Screw (2)
251295	18012	" " " " Stop Pin
251296	18012	" " Spring
40045	18012	" " Stop Washer (rawhide)
250213	18024	Stitch Regulating Gear, 33 teeth
201660C	18024	" " " Lock Nut
252178	18023	" Rotating Lever (lower) with 458C
201442C	18023	" " " " Position Screw
201871	18023	Stitch Rotating Lever (lower) Roller
350066C	18023	" " " " " Screw Stud
201666E	18023	Stitch Rotating Lever (lower) Roller Screw Stud Nut
458C	18023	Stitch Rotating Lever (lower) Set Screw
232591	18023	" " " (upper) with 448AL
40025	18023	" " " " Position Pin
448AL	18023	" " " " Set Screw
232807	18023	" " " " Connection (front section) (lower)
232593	18023	Stitch Rotating Lever Connection (front section) (upper)
232808	18023	Stitch Rotating Lever Connection (rear section) (lower)
232592	18023	Stitch Rotating Lever Connection (rear section) (upper)
58F	18023	Stitch Rotating Lever Connection Hinge Screw (4)
172D	18023	Stitch Rotating Lever Connection Screw (lower)
193D	18023	Stitch Rotating Lever Connection Screw (upper)
39504	18023	Stitch Rotating Lever Connection Screw Washer (lower)
232717	18023	Stitch Rotating Lever Connection Screw Washer (upper)

No.	Plate	Name
232764	18023	Stitch Rotating Lever Connection (lower) complete, Nos. 232807, 232808, two each 172D and 39504
250400	18023	Stitch Rotating Lever Connection (upper) complete, Nos. 232592, 232593, 232717 and two 193D
250394	18023	Stitch Rotating Lever Rock Shaft
250216	18023	" " Sector (lower)
232597	18023	" " " " Bracket
690D	18023	" " " " " Screw
226163	18023	" " " " " " Washer
350087C	18023	Stitch Rotating Sector (lower) Hinge Screw
252204	18023	Stitch Rotating Sector (upper)
232599	18023	" " " " Bracket
201395D	18023	" " " " " Screw (2)
251026	16363	Stop Lever with 200352C
232262	16363	" " Bracket
350263E	16363	" " " Screw
250218	16363	" " Crank with 453AL
40025	16363	" " " Position Pin
453AL	16363	" " " Set Screw
232263	16363	" " Friction Pad (rawhide)
200110D	16363	" " " " Screw (2)
255169	16363	" " Interlocking Slide
201084C	16363	" " " " Adjusting Screw
201628E	16363	Stop Lever Interlocking Slide Adjusting Screw Nut
1178D	16363	Stop Lever Interlocking Slide Screw
232265	16363	" " " " " Washer
250416	16363	Stop Lever Interlocking Slide Spring
250219	18002	" " Link
250220	18002	" " " Connection
250221	18002	" " " " Locking Pin
250222	18002	" " " " " " Spring
217D	18002	Stop Lever Link Connection Locking Pin Spring Screw (2)
350225D	18002	Stop Lever Link Connection Screw (back)
807D	18002	" " " " " (front)
64C	18002	" " " Hinge Screw
250223	18002	" " Operating Lever
11C	18002	" " " " Hinge Screw
250224	18002	" " " Plate
157D	18002	" " " " Screw
39541	18002	" " " " " Washer
201442C	16363	" " Position Screw
200352C	16363	" " Set Screw

No.	Plate	Name
250225	16363	Stop Lever Shaft
256217	16363	" " Spring
201110E	16363	" " " Screw
262794	18008	Throat Plate (for heavy and light material)
250447	18008	Throat Plate Adjusting Block
176D	18008	" " " Screw
250560	18008	" " " Washer
*256083	18024	Vertical Shaft with two 202090 and 250589
256201	18024	Vertical Shaft 256083 with 232719 and 255522
255522	18024	Vertical Shaft Bevel Gear (lower) with two 453AL
232719	18024	Vertical Shaft Bevel Gear (lower) Position Pin
256084	18024	Vertical Shaft Bevel Gear (upper) with two 453AL
40025	18024	Vertical Shaft Bevel Gear (upper) Position Pin (2)
453AL	18024	Vertical Shaft Bevel Gear Set Screw
250396	18024	" " Bushing (lower)
350455E	18024	" " " " " Screw (2)
201730E	18024	" " " " " " Nut (2)
256085	18024	Vertical Shaft Bushing (upper)
575C	18024	" " " " " Set Screw
262625	18009	Work Clamp Arm (left)
262626	18010	" " " (right)
252213	18009	" " " Bracket (left)
252300	18009	" " " " " 252213 with 250551, 250552, 252200, 253666 and three 2269
252214	18010	Work Clamp Arm Bracket (right)
252301	18010	" " " " " 252214 with 250266, 250528, 252201, 253666 and three 2269
201129D	18009	Work Clamp Arm Bracket Screw (back)
200161D	18009	" " " " " (front)
253666	18009	" " " Cam with 209F
2269	18009	" " " " Position Pin
209F	18009	" " " " Set Screw
250552	18009	" " " " Shaft (left)
250528	18010	" " " " " (right)
201237E	18009	" " " " Stop Screw
201537X	18009	" " " " " Nut
256214	18009	" " " Hinge Block
350123E	18009	" " " " " Hinge Screw
200051E	18009	Work Clamp Arm Screw
13218	18009	" " " Spring
350106E	18009	" " " " " Screw

PARTS FOR MACHINE No. 179w2

No.	Plate	Name
262627	18009	Work Clamp Base (left) with 251619
262628	18009	" " " " 262627 with 194C, 217E, 792D, 7071, 10249, 1321E, 200051E, 200097C, 200161D, 201237E, 201537X, 202140, 228026, 250241, 250418, 250419, 251518, 251519, 252300, 255003, 255016, 255162, 255537, 256214, 262586, 262625, 262633, 262656, 262757, 262787, 262789, 262790, 262792, 350080D, 350106E, 350571C, two each 200165X, 201129D, 350123E, three each 1443F, 201403X and nine 934X
255162	18009	Work Clamp Base (left) Guard
934X	18009	" " " " " Screw
262629	18010	" " " (right) with 251619
262630	18010	" " " " 262629 with 792D, 13218, 200051E, 200161D, 201237E, 201537X, 202140, 250242, 250275, 252301, 255003, 255016, 255163, 255537, 256214, 262587, 262626, 262634, 262635, 262657, 262757, 262788, 262789, 262791, 262793, 350106E, 350571C, two each 207F, 200165X, 201129D, 350123E, three each 1443F, 201403X and nine 934X
255163	18010	Work Clamp Base (right) Guard
934X	18010	" " " " " Screw
262792	18009	" " " Clamping Plate (left)
262793	18010	" " " " " (right) with 262795 and two 201406X
934X	18009	Work Clamp Base Clamping Plate Screw
262633	18009	" " " " " Shim (left)
262634	18010	Work Clamp Base Clamping Plate Shim (right) (back)
262635	18010	Work Clamp Base Clamping Plate Shim (right) (front)
262795	18010	Work Clamp Base Clamping Plate Tab Support
201406X	18010	Work Clamp Base Clamping Plate Tab Support Screw
251619	18009	Work Clamp Base Hinge Stud
262636	18028	" " " Retaining Stud
250241	18009	" " " Spring (left)
250242	18010	" " " " (right)
1443F	18009	" " " " " Screw
201451F	18028	" " " " " Stud (2)
232309	18028	" " " Stop Block (2)
232310	18028	" " " " " Position Pin (2)

PARTS FOR MACHINE No. 179w2

No.	Plate	Name
201148X	18028	Work Clamp Base Stop Block Screw (2)
262637	18028	" " Carrier Base Plate with 262636
262638	18028	Work Clamp Carrier Base Plate Ex- tension
203E	18028	Work Clamp Carrier Base Plate Ex- tension Screw (2)
256022	16468	Work Clamp Carrier Base Plate Slide Rod
201643E	16468	Work Clamp Carrier Base Plate Slide Rod Nut (2)
250095	16468	Work Clamp Carrier Base Plate Slide Rod Position Pin (2)
200119D	16468	Work Clamp Carrier Base Plate Slide Rod Set Screw
262639	18028	Work Clamp Carrier Base Plate Stay Plate
256231	18028	Work Clamp Carrier Base Plate Stay Plate Retainer Block (2)
201026C	18028	Work Clamp Carrier Base Plate Stay Plate Retainer Block Screw (4)
50058D	18028	Work Clamp Carrier Base Plate Stay Plate Screw (2)
250244	16465	Work Clamp Carrier Feed Lever
350185C	16465	" " " " " Hinge Screw
252189	16465	Work Clamp Carrier Feed Lever Link
250246	16465	" " " " " " Block
50168E	16465	Work Clamp Carrier Feed Lever Link Block Screw (2)
350070C	16465	Work Clamp Carrier Feed Lever Link Hinge Screw (block end)
350216C	16465	Work Clamp Carrier Feed Lever Link Hinge Screw (lower end)
201960	16465	Work Clamp Carrier Feed Lever Roller
201989	16465	" " " " " " 201960 with 255075 and 350072E
350072E	16465	Work Clamp Carrier Feed Lever Roller Cap Screw
255075	16465	Work Clamp Carrier Feed Lever Roller Stud
255076	16465	Work Clamp Carrier Feed Lever Roller Stud Washer
256240	18026	Work Clamp Carrier Side Throw Lever (lower section) with 201097C and 201530E
252190	18026	Work Clamp Carrier Side Throw Lever Bushing
250599	18026	Work Clamp Carrier Side Throw Lever Hinge Stud

No.	Plate	Name
250600	18026	Work Clamp Carrier Side Throw Lever Hinge Stud Collar with two 448AL
448AL	18026	Work Clamp Carrier Side Throw Lever Hinge Stud Collar Set Screw
435AL	18026	Work Clamp Carrier Side Throw Lever Hinge Stud Set Screw
262640	18026	Work Clamp Carrier Side Throw Lever Lock Pin with 350570E and 351881
351881	18026	Work Clamp Carrier Side Throw Lever Lock Pin Roller
350570E	18026	Work Clamp Carrier Side Throw Lever Lock Pin Roller Cap Screw
201430C	18026	Work Clamp Carrier Side Throw Lever Lock Pin Screw Stud
256241	18026	Work Clamp Carrier Side Throw Lever Lock Pin Spring
191C	18026	Work Clamp Carrier Side Throw Lever Lock Pin Spring Screw (2)
252208	18026	Work Clamp Carrier Side Throw Lever Lock Plate
252209	18026	Work Clamp Carrier Side Throw Lever Lock Plate Bracket
232287	18026	Work Clamp Carrier Side Throw Lever Lock Plate Bracket Position Pin (2)
203E	18026	Work Clamp Carrier Side Throw Lever Lock Plate Bracket Screw (2)
232287	18026	Work Clamp Carrier Side Throw Lever Lock Plate Position Pin (3)
203E	18026	Work Clamp Carrier Side Throw Lever Lock Plate Screw (2)
232321	18026	Work Clamp Carrier Side Throw Lever Slide Block
250252	18028	Work Clamp Carrier Side Throw Lever Slide Block Guide
231C	18028	Work Clamp Carrier Side Throw Lever Slide Block Guide Screw (3)
201097C	18026	Work Clamp Carrier Side Throw Lever Slide Block Guide Screw Stud
201530E	18026	Work Clamp Carrier Side Throw Lever Slide Block Guide Screw Stud Nut
256023	16468	Work Clamp Carrier Slide (left) with 200119D
256024	16468	Work Clamp Carrier Slide (right) with 200119D
255509	16468	Work Clamp Carrier Slide Gib (left) (back)
255510	16468	Work Clamp Carrier Slide Gib (left) (front)
255511	16468	Work Clamp Carrier Slide Gib (right) (back)
255512	16468	Work Clamp Carrier Slide Gib (right) (front)

No.	Plate	Name
50168E	16468	Work Clamp Carrier Slide Gib Screw
256804	16468	" " " " Stay Plate
256026	16468	" " " " " " " Lock Washer
350369E	16468	Work Clamp Carrier Slide Stay Plate Lock Washer Screw
250597	16468	Work Clamp Carrier Slide Stay Plate Position Pin (2)
231C	16468	Work Clamp Carrier Slide Stay Plate Screw (5)
262790	18009	Work Clamp Check (left)
262791	18010	" " " (right)
350571C	18009	" " " Hinge Screw
202140	18009	" " " Stop Stud
251358	18022	" " Closing Lever
250266	18010	" " " " (hand) with 209F
2269	18010	Work Clamp Closing Lever (hand) Position Pin
209F	18010	Work Clamp Closing Lever (hand) Set Screw
252196	18022	Work Clamp Closing Lever Adjusting Arm with 201531X, 201948 and 228026
1178D	18022	Work Clamp Closing Lever Adjusting Arm Screw
14017	18022	Work Clamp Closing Lever Adjusting Arm Screw Washer
255021	18025	Work Clamp Closing Lever Cam Groove Protector
210750	18025	Work Clamp Closing Lever Cam Groove Protector Position Pin
172D	18025	Work Clamp Closing Lever Cam Groove Protector Screw
255153	18025	Work Clamp Closing Lever Disengaging Block
183D	18025	Work Clamp Closing Lever Disengaging Block Screw
256242	18025	Work Clamp Closing Lever Disengaging Block Shim (.005 in. thick)
256243	18025	Work Clamp Closing Lever Disengaging Block Shim (.010 in. thick)
256197	18022	Work Clamp Closing Lever Engaging Stud
256209	18022	Work Clamp Closing Lever Engaging Stud 256197 with 232105 and 256198
255141	18012	Work Clamp Closing Lever Engaging Stud Latch
255161	18012	Work Clamp Closing Lever Engaging Stud Latch Spring
1241E	18012	Work Clamp Closing Lever Engaging Stud Latch Spring Screw Eye

No.	Plate	Name
256199	18001	Work Clamp Closing Lever Engaging Stud Lock Plate
200076D	18001	Work Clamp Closing Lever Engaging Stud Lock Plate Screw
7071	18001	Work Clamp Closing Lever Engaging Stud Lock Plate Screw Washer
256198	18022	Work Clamp Closing Lever Engaging Stud Sleeve
232105	18022	Work Clamp Closing Lever Engaging Stud Sleeve Pin
255143	18022	Work Clamp Closing Lever Engaging Stud Spring
255144	18025	Work Clamp Closing Lever Engaging Stud Wear Plate
210750	18025	Work Clamp Closing Lever Engaging Stud Wear Plate Position Pin
183D	18025	Work Clamp Closing Lever Engaging Stud Wear Plate Screw
350407C	18022	Work Clamp Closing Lever Hinge Screw
201729C	18022	" " " " " "
		Nut
201947	18022	Work Clamp Closing Lever Roller
201948	18022	" " " " " " 201947 with 350156E
350156E	18022	Work Clamp Closing Lever Roller Screw Stud
201531X	18022	Work Clamp Closing Lever Roller Screw Stud Nut
228026	18022	Work Clamp Closing Lever Roller Screw Stud Washer
991C	18012	Work Clamp Closing Lever Stop Screw
252199	18023	" " " Safety Bracket with two 453AL
453AL	18023	Work Clamp Closing Safety Bracket Set Screw
252200	18009	Work Clamp Connection Lever (left) with 209F
252201	18010	Work Clamp Connection Lever (right) with 209F
2269	18009	Work Clamp Connection Lever Position Pin
209F	18009	Work Clamp Connection Lever Set Screw
251191	18023	" " Opening Bell Crank
659D	18023	" " " " " Hinge Screw
1835	18023	Work Clamp Opening Bell Crank Roller and Stud
232200	18023	Work Clamp Opening Bell Crank Spring
1241E	18023	" " " " " "
		Screw Eye
262643	18018	Work Clamp Opening Cam
350201F	18018	" " " " Screw

No.	Plate	Name
262644	18016	Work Clamp Opening Connection
200434C	18016	" " " " Guide Stud
201522C	18016	" " " " " "
		Nut
90D	18016	Work Clamp Opening Connection Screw
251212	18016	" " " " Spring
262645	18016	" " " Disengaging Lever
200123D	18016	" " " " "
		Cap Screw
262646	18016	Work Clamp Opening Disengaging Lever Connection
350573C	18016	Work Clamp Opening Disengaging Lever Hinge Screw
201528X	18016	Work Clamp Opening Disengaging Lever Hinge Screw Adjusting Nut
262647	18016	Work Clamp Opening Disengaging Link
350265C	18016	" " " " "
		Screw (2)
262648	18016	Work Clamp Opening Disengaging Rod
262649	18016	" " " " "
		Bracket
152E	18016	Work Clamp Opening Disengaging Rod Bracket Screw (2)
350572XC	18016	Work Clamp Opening Disengaging Rod Guide Stud
201526E	18016	Work Clamp Opening Disengaging Rod Guide Stud Nut
262650	18016	Work Clamp Opening Disengaging Rod Lever (connection end) with 171AL
171AL	18016	Work Clamp Opening Disengaging Rod Lever (connection end) Pinch Screw
262651	18016	Work Clamp Opening Disengaging Rod Lever (link end) with 176X
176X	18016	Work Clamp Opening Disengaging Rod Lever (link end) Pinch Screw
250551	18009	Work Clamp Opening Lever with 1253C
251519	18009	" " " " Latch
251520	18023	" " " " " Releasing Block with 200E
200E	18023	Work Clamp Opening Lever Latch Releasing Block Set Screw
10249	18009	Work Clamp Opening Lever Latch Spring
217E	18009	Work Clamp Opening Lever Latch Spring Screw
7071	18009	Work Clamp Opening Lever Latch Spring Screw Washer
194C	18009	Work Clamp Opening Lever Latch Stop Screw
2269	18009	Work Clamp Opening Lever Position Pin
1253C	18009	" " " " Set Screw
262652	18016	" " " Operating Lever

No.	Plate	Name
262653	18016	Work Clamp Opening Operating Lever (intermediate)
262654	18016	Work Clamp Opening Operating Lever (intermediate) Bushing with two 624C
624C	18016	Work Clamp Opening Operating Lever (intermediate) Bushing Screw
262655	18016	Work Clamp Opening Operating Lever Extension
704E	18016	Work Clamp Opening Operating Lever Extension Screw
802E	18016	Work Clamp Opening Operating Lever Hinge Screw
255077	18023	Work Clamp Opening Rod
255078	18023	" " " " Connection
807D	18023	" " " " " Hinge Screw
250274	18023	Work Clamp Opening Rod Guide with 808D
808D	18023	Work Clamp Opening Rod Guide Pinch Screw
1662J	18023	Work Clamp Opening Rod Nut
250275	18010	" " " Stop (adjustable)
207F	18010	" " " " Screw
255003	18009	" " Spring
255016	18009	" " " Wear Plate
792D	18009	" " " " " Screw
262656	18009	" Position Gauge (left)
262657	18010	" " " (right)
1443F	18009	" " " Screw

SINGER Needles should be used
 in **SINGER** Machines
 These Needles and their Containers
 are marked with the
 Company's Trade Mark "**SIMANCO**."** 1

Needles in Containers marked
 "FOR SINGER MACHINES"
 are NOT **SINGER** made needles. 2

ACCESSORIES

No.	Plate	Name
250007	18017	Bed Cushion (fibre) (inside)
250008	18017	" " " (outside)
250004	18017	" " (leather) (back)
250006	18017	" " " (front)
158E	18017	" " Screw
250018	18017	" Support (left) with 250004, 250006, 250008, two 250007 and six 158E
250019	18017	Bed Support (right) with 250004, 250006, 250008, two 250007 and six 158E
262765	18017	Bound Buttonhole Repair Gauge
250288	18035	Drip Pan
250408	18017	Machine Rest (high) with 232982 and two wood screws 1 in., No. 12
232982	18017	Machine Rest Cushion (leather)
142x5	----	Needles, six, size 14
120346	18017	Oiler (copper plated) with 120347
120347	18017	" Spout (8-1/2 in. long)
262729	18029	Patch Clip Body (narrow)
262736	18029	" " Side Piece (left) (narrow)
262738	18029	" " " (right) (narrow)
262585	18029	" " " " Spring
262731	18029	Patch Clip (narrow) complete, Nos. 262729, 262736, 262738 and two 262585 (2)
228476	18035	Screw Driver
11831	18035	" " (5 in. blade)
255542	18035	" " (8 in. blade)
250214	18024	Stitch Regulating Gear, 34 teeth, for 34 stitches per inch
250543	18035	Stitch Regulating Gear Holder
255554	18017	Threader Wire (small)
255513	18017	Tweezers
262785	18017	Work Clamp Check Plate (2)
23535	18035	Wrench, for 201711
232900	18035	" " 201362 and 201668
232935	18035	" " 201722 and 201734 (2)
250289	18017	" " 350111
255533	18017	" " 201442 and 201445
255539	18035	" " 1550
255540	18035	" " 201524
255541	18035	" " 201628 and 201660
256019	18035	" " 201726 (2)
		Wood Screws 1-1/4 in., No. 12 (4)

DRIVING EQUIPMENT

No.	Plate	Name
228628	18034	Belt, size 5/16 in. diam., length 83 in., with two 25029
228629	18034	Belt, size 3/8 in. diam., length 57 in., with 25030
25029	18034	Belt Hook
25030	18034	" Hook
228618	18034	Buttonhole Cutter Driving Pulley, 4-5/8 in. diam., with 200342C and 200347C
228619	18034	Buttonhole Cutter Driving Pulley Driving Pinion, 16 teeth, with 454AL
2117E	18034	Buttonhole Cutter Driving Pulley Driving Pinion Pin
454AL	18034	Buttonhole Cutter Driving Pulley Driving Pinion Set Screw
200342C	18034	Buttonhole Cutter Driving Pulley Position Screw
200347C	18034	Buttonhole Cutter Driving Pulley Set Screw
228579	18034	Buttonhole Cutter Driving Pulley Shaft
228580	18034	" " " " " "
		Bushing with 224392
224392	18034	Buttonhole Cutter Driving Pulley Shaft Bushing Oil Packing (wick)
350028C	18034	Buttonhole Cutter Driving Pulley Shaft Bushing Set Screw
228620	18034	Buttonhole Cutter Driving Pulley Shaft Gear, 48 teeth, with 448AL
2117E	18034	Buttonhole Cutter Driving Pulley Shaft Gear Pin
448AL	18034	Buttonhole Cutter Driving Pulley Shaft Gear Set Screw
228573	18034	Driving Attachment Belt Guard with 60884
60884	18034	Driving Attachment Belt Guard Drain Plug
50075J	18034	Driving Attachment Belt Guard Thumb Screw
228574	18034	Driving Attachment Bracket with 11119, 228575 and four 350028C
228575	18034	Driving Attachment Bracket Oil Cup
15783	18034	" " " " Tube
11119	18034	" " " " "
		15783 with 52045
52045	18034	Driving Attachment Bracket Oil Tube Packing (cotton)
51046R	18034	Driving Attachment Bracket Screw
41125R	18034	" " " " Washer

No.	Plate	Name
228624	18034	Driving Pulley, 6 in. diam., with 200374C and 200396C
200396C	18034	Driving Pulley Position Screw
200374C	18034	" " Set Screw
228625	18034	" " Shaft
228571	18034	" " " Bushing with 202260
202260	18034	" " " " Oil Packing (wick)
350028C	18034	Driving Pulley Shaft Bushing Set Screw
228626	18034	" " " Collar with two 200378C
200378C	18034	Driving Pulley Shaft Collar Set Screw
228621	18034	Machine Driving Pulley (loose) 3-1/8 in. diameter
228622	18034	Machine Driving Pulley Clutch
214179	18034	" " " " Roller
214181	18034	" " " " " "
		Spring
214180	18034	Machine Driving Pulley Clutch Roller Spring Plunger
200050C	18034	Machine Driving Pulley Clutch Screw
228623	18034	" " " Collar with two 200364C
200364C	18034	Machine Driving Pulley Collar Set Screw
228627	18034	Driving Attachment complete, Nos. 50075J, 228573, 228574, 228579, 228580, 228618 to 228626, two each 2117E, 228571, three each 41125R, 51046R, 200050C and 214179 to 214181
228605	18034	Driving Equipment complete, for individual Motor Table, Nos. 228627 to 228629

THREAD UNWINDER

FOR THREE SPOOLS

259370	16385	Spool Pin
225375	16385	" " (wood)
259378	16385	" " Arm with 217E and 259379
232896	16385	" " " Bracket with two 448AL
448AL	16385	" " " " Set Screw
448AL	16385	" " " Set Screw
259371	16385	" " Cap (bakelite)
1010F	16385	" " " Hinge Screw
259379	16385	" " Retaining Spring
217E	16385	" " " " Screw
259372	16385	" " Washer

No.	Plate	Name
259373	16385	Spool Pin complete, Nos. 1010F and 259370 to 259372
259374	16385	Spool Rest (for one spool) (flat) with 201018C
259375	16385	Spool Rest (for two spools) (flat) with 201018C
150203	16385	Spool Rest Cushion (felt)
250453	16385	" " Rod (lower)
225388	16385	" " " (upper)
250454	16385	" " " Coupling with two 456AL
456AL	16385	" " " " Set Screw
200383C	16385	" " " Set Screw
201018C	16385	" " Set Screw
259658	16385	" Stand with 200383C
225390	16385	Thread Cone Holder
250472	16385	" Cop Holder
225391	16385	" Guide
201696X	16385	" " Lock Nut
225326	16385	" " Position Cup
350192X	16385	" " Screw Stud
225393	16385	" " " " Washer
200164X	16385	" " Stud Set Screw
225376	16385	Thread Unwinder (for three spools) complete, Nos. 200164X, 201696X, 225326, 225388, 225393, 250453, 250454, 250472, 259374, 259375, 259658, 350192X, three each 150203, 225375, 225390, 225391, 232896, 259373, 259378 and three wood screws 7/8 in., No. 12

BOUND BUTTONHOLE TURNER

262762	18033	Bound Buttonhole Turner (narrow) in sizes from 3/4 to 1-3/4 in., in steps of 1/8 inch
262766	18033	Bound Buttonhole Turner (wide) in sizes from 3/4 to 1-3/4 in., in steps of 1/8 inch
262763	18033	Bound Buttonhole Turner Bracket
350352X	18033	" " " Clamping Thumb Screw
201582X	18033	Bound Buttonhole Turner Clamping Thumb Screw Wing Nut

No.	Plate	Name
262764	18033	Bound Buttonhole Turner (narrow) complete, in sizes from 3/4 to 1-3/4 in., in steps of 1/8 in., Nos. 201582X, 262762, 262763, 350352X and two wood screws 1 in., No. 10, R. H. B.
262767	18033	Bound Buttonhole Turner (wide) complete, in sizes from 3/4 to 1-3/4 in., in steps of 1/8 in., Nos. 201582X, 262763, 262766, 350352X and two wood screws 1 in., No. 10, R. H. B.

BUTTONHOLE CUTTING BLOCKS

262677	18005	Buttonhole Cutting Block (steel) 3/4 inch
262678	18005	" " " " 7/8 inch
262503	18005	" " " " 1 inch
262504	18005	" " " " 1-1/8 inch
262505	18005	" " " " 1-1/4 inch
262506	18005	" " " " 1-3/8 inch
262507	18005	" " " " 1-1/2 inch
262508	18005	" " " " 1-5/8 inch
262509	18005	" " " " 1-3/4 inch

BUTTONHOLE CUTTING KNIVES

FOR NARROW BUTTONHOLES

262701	18005	Buttonhole Cutting Knife, 3/4 inch
262702	18005	" " " 7/8 inch
262703	18005	" " " 1 inch
262704	18005	" " " 1-1/8 inch
262705	18005	" " " 1-1/4 inch
262706	18005	" " " 1-3/8 inch
262707	18005	" " " 1-1/2 inch
262708	18005	" " " 1-5/8 inch
262709	18005	" " " 1-3/4 inch

FOR WIDE BUTTONHOLES

No.	Plate	Name
262679	18005	Buttonhole Cutting Knife, 3/4 inch
262680	18005	" " " 7/8 inch
262510	18005	" " " 1 inch
262511	18005	" " " 1-1/8 inch
262512	18005	" " " 1-1/4 inch
262513	18005	" " " 1-3/8 inch
262514	18005	" " " 1-1/2 inch
262515	18005	" " " 1-5/8 inch
262516	18005	" " " 1-3/4 inch

PATTERN WHEELS

FOR NARROW BUTTONHOLES

262749	18018	Pattern Wheel complete (adjustable) (narrow) for buttonholes from 3/4 to 7/8 in., Nos. 256229, 256236, 256238, 262565, 262643, 262662, 262684, 262746 two each 250372, 256230, 350493C, three 350201F and four 203E
262750	18018	Pattern Wheel complete (adjustable) (narrow) for buttonholes from 1 to 1-3/8 in., Nos. 256229, 256236, 256238, 262565, 262611, 262643, 262662, 262747 two each 250372, 256230, 350493C, three 350201F and four 203E
262751	18018	Pattern Wheel complete (adjustable) (narrow) for buttonholes from 1-3/8 to 1-3/4 in., Nos. 256229, 256237, 256238, 262565, 262613, 262643, 262662, 262748, two each 250372, 256230, 350493C, three 350201F and four 203E


FOR WIDE BUTTONHOLES

No.	Plate	Name
262682	18019	Pattern Wheel complete (adjustable) (wide) for buttonholes from 3/4 to 7/8 in., Nos. 256229, 256236, 256238, 262565, 262643, 262662, 262681, 262684, two each 250372, 256230, 350493C, three 350201F and four 203E
262602	18019	Pattern Wheel complete (adjustable) (wide) for buttonholes from 1 to 1-3/8 in., Nos. 256229, 256236, 256238, 262565, 262601, 262611, 262643, 262662 two each 250372, 256230, 350493C, three 350201F and four 203E
262604	18019	Pattern Wheel complete (adjustable) (wide) for buttonholes from 1-3/8 to 1-3/4 in., Nos. 256229, 256237, 256238, 262565, 262603, 262613, 262643, 262662 two each 250372, 256230, 350493C, three 350201F and four 203E
256236	18018	Buttonhole Length Indicator (lower) Disc, 1/2 to 1-3/8 inch
256237	18018	Buttonhole Length Indicator (lower) Disc, 1-1/8 to 2 inches
256238	18018	Buttonhole Length Indicator (upper) Disc
203E	18018	" " " Disc Screw
262565	18018	Needle Thread Pull-off (auxiliary) Cam
350201F	18018	" " " " " Screw
262746	18018	Pattern Wheel (narrow) for buttonholes from 3/4 to 7/8 inch
262747	18018	Pattern Wheel (narrow) for buttonholes from 1 to 1-3/8 inch
262748	18018	Pattern Wheel (narrow) for buttonholes from 1-3/8 to 1-3/4 inch
262681	18019	Pattern Wheel (wide) for buttonholes from 3/4 to 7/8 inch
262601	18019	Pattern Wheel (wide) for buttonholes from 1 to 1-3/8 inch
262603	18019	Pattern Wheel (wide) for buttonholes from 1-3/8 to 1-3/4 inch
256229	18018	Pattern Wheel Position Plate
350493C	18018	" " " " Screw
256230	18018	" " " " Washer
262662	18018	" " Rapid Feed Trip Point (first start)
250372	18018	Pattern Wheel Rapid Feed Trip Point (second start)

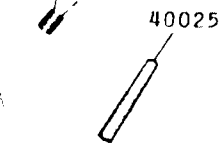
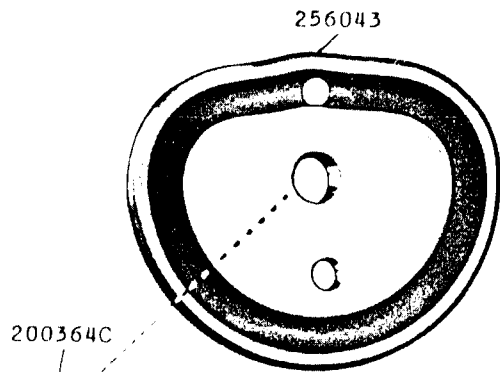
PATTERN WHEELS

No.	Plate	Name
203E	18018	Pattern Wheel Rapid Feed Trip Point Screw
262610	18018	Pattern Wheel Ring (adjustable)
262611	18018	" " " 262610 with 262614, 262615, 262616, 262798, four each 211E and 250444
262612	18018	Pattern Wheel Ring (adjustable)
262613	18018	" " " 262612 with 251539, 262614, 262796, 262797, four each 211E and 250444
262683	18018	Pattern Wheel Ring (adjustable)
262684	18018	" " " 262683 with 262686 to 262689, four each 211E and 250444
262686	18018	Pattern Wheel Ring Adjusting Segment (curved rise, first side)
262796	18018	Pattern Wheel Ring Adjusting Segment (curved rise, first side)
262798	18018	Pattern Wheel Ring Adjusting Segment (curved rise, first side)
251539	18018	Pattern Wheel Ring Adjusting Segment (curved rise, second side)
262616	18018	Pattern Wheel Ring Adjusting Segment (curved rise, second side)
262687	18018	Pattern Wheel Ring Adjusting Segment (curved rise, second side)
262614	18018	Pattern Wheel Ring Adjusting Segment (straight drop, first side)
262688	18018	Pattern Wheel Ring Adjusting Segment (straight drop, first side)
262615	18018	Pattern Wheel Ring Adjusting Segment (straight drop, second side)
262689	18018	Pattern Wheel Ring Adjusting Segment (straight drop, second side)
262797	18018	Pattern Wheel Ring Adjusting Segment (straight drop, second side)
211E	18018	Pattern Wheel Ring Adjusting Segment Screw
250444	18018	Pattern Wheel Ring Adjusting Segment Screw Washer
262643	18018	Work Clamp Opening Cam
350201F	18018	" " " " Screw

16350 - 1/3



16356 - 1/2



201711C



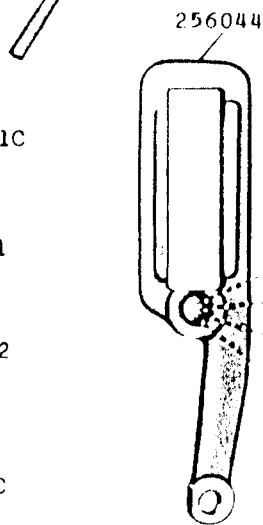
39541



250022



50031C



232038



9900



351860




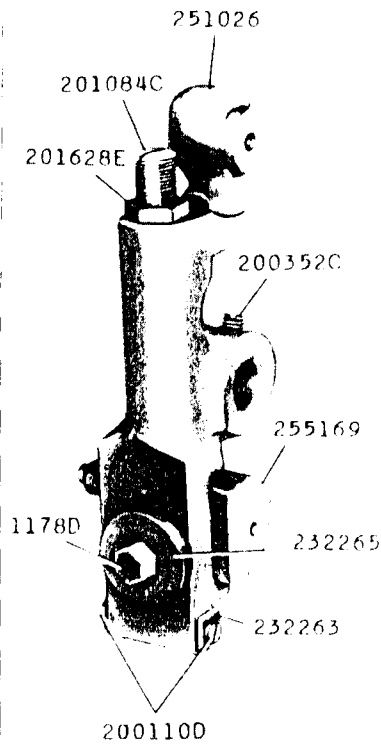
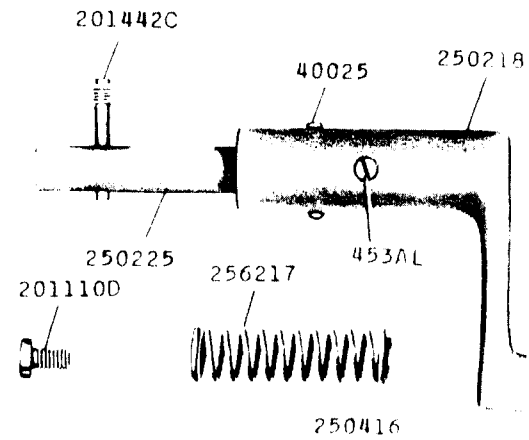
350377C



201524F



16363 - 1/2

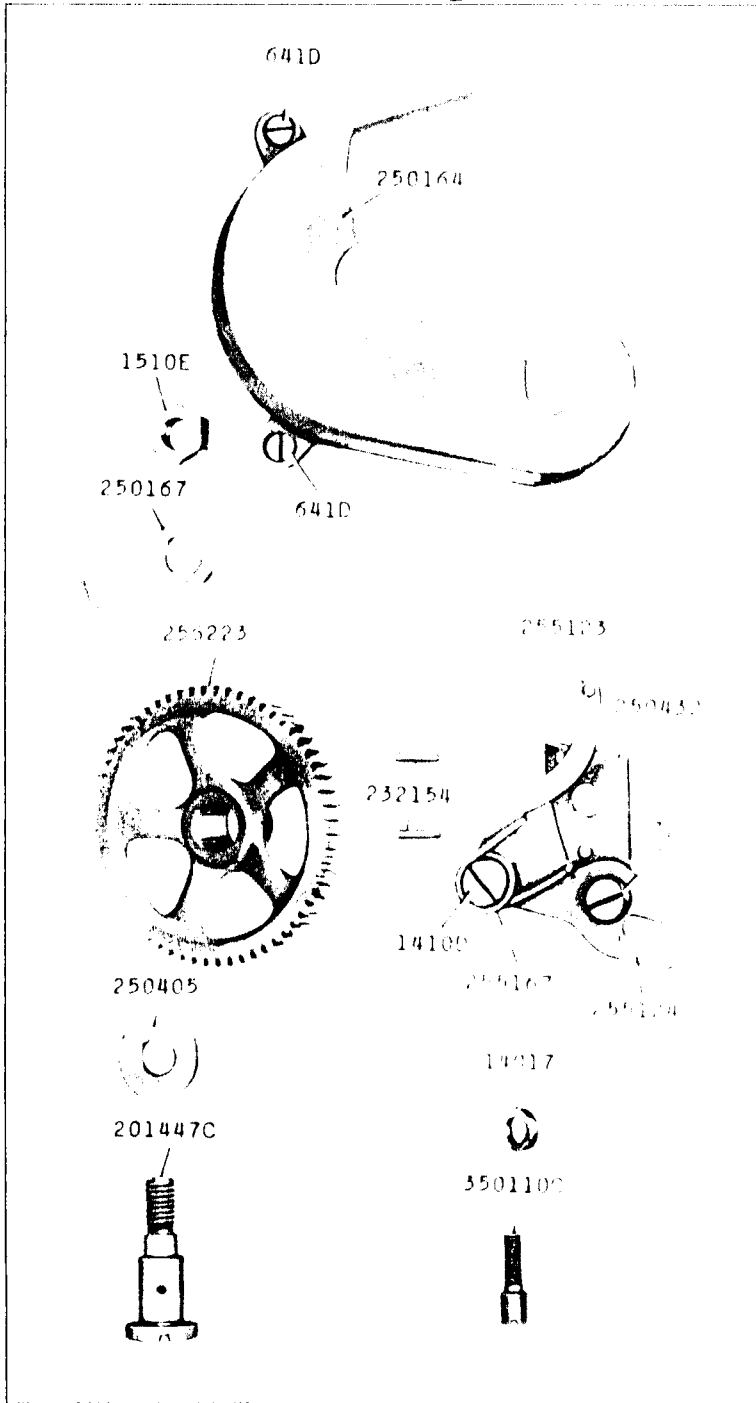


232262

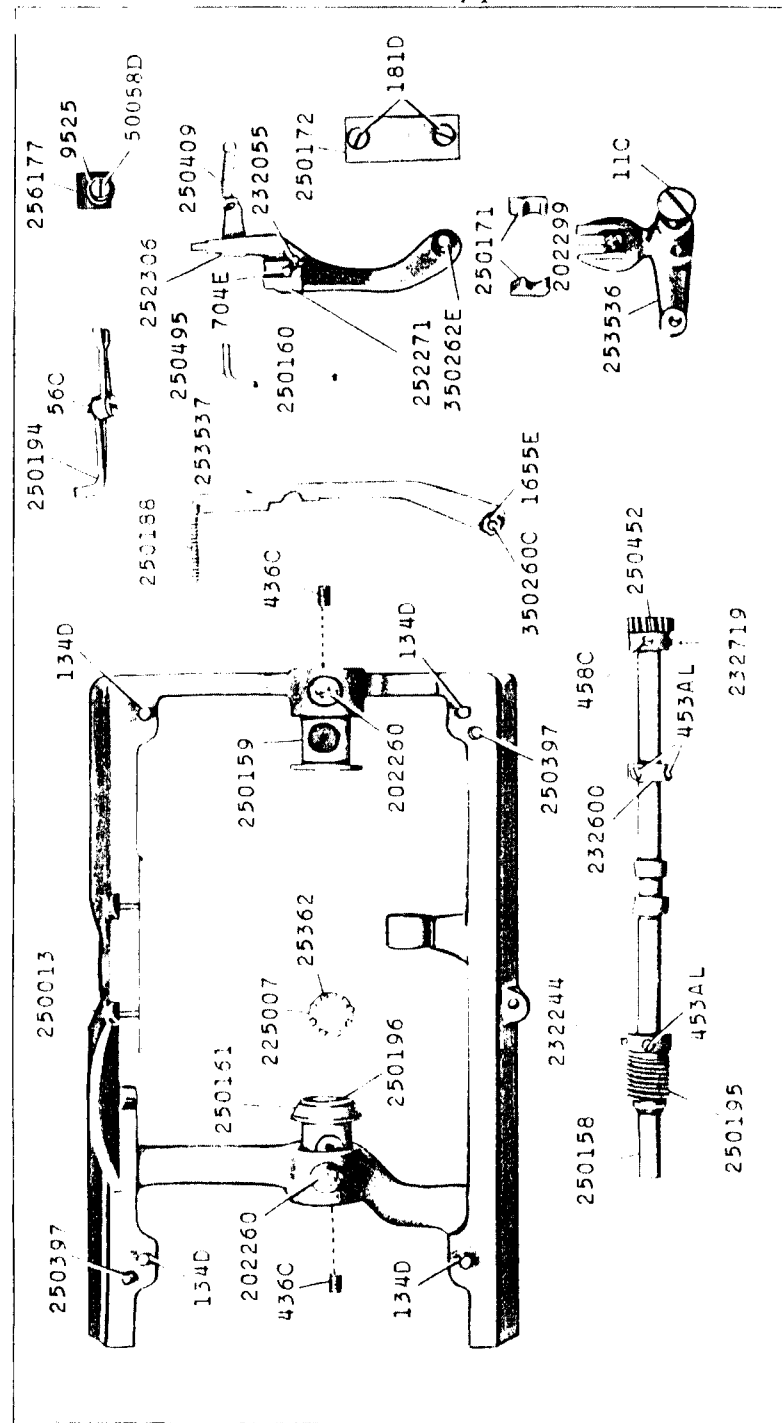


350263I

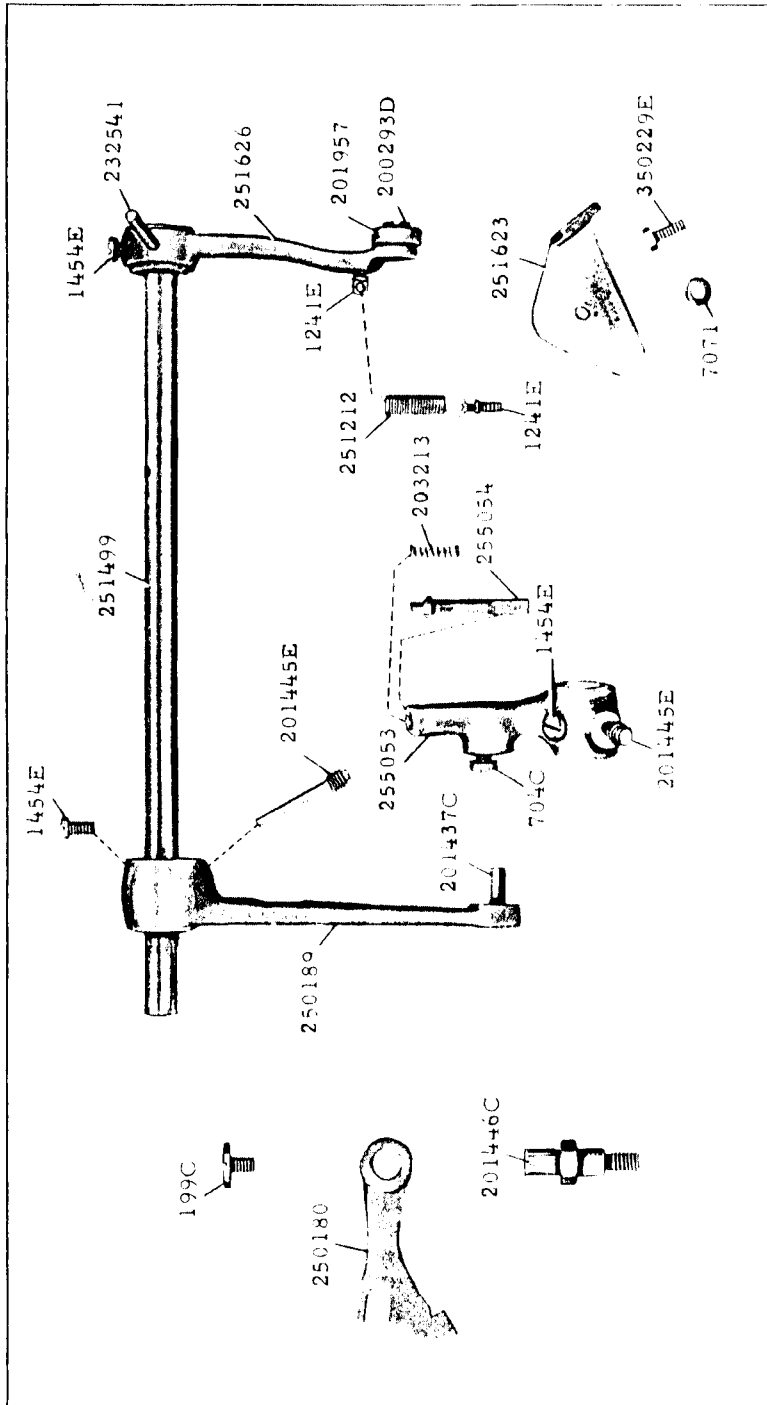
16364 - 1/2



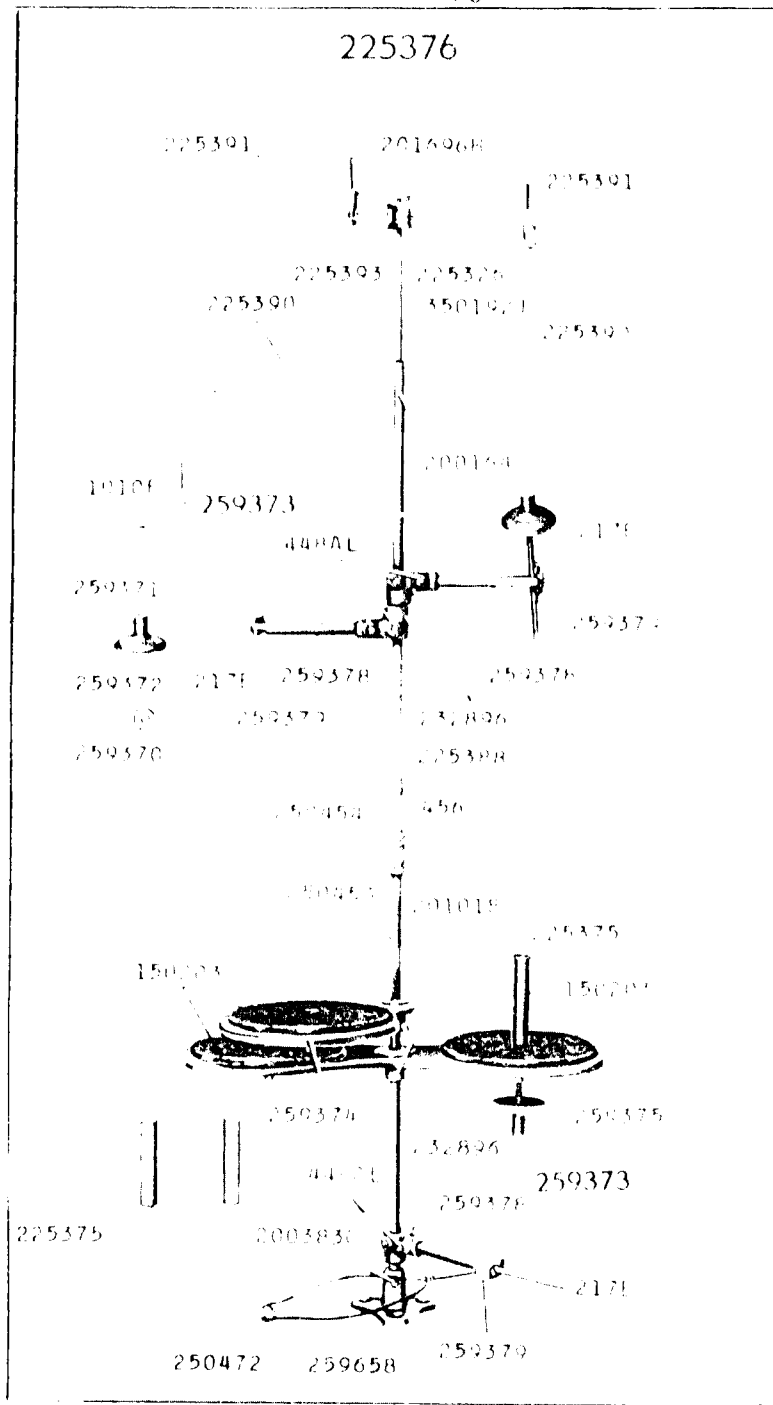
16367 - 1/4



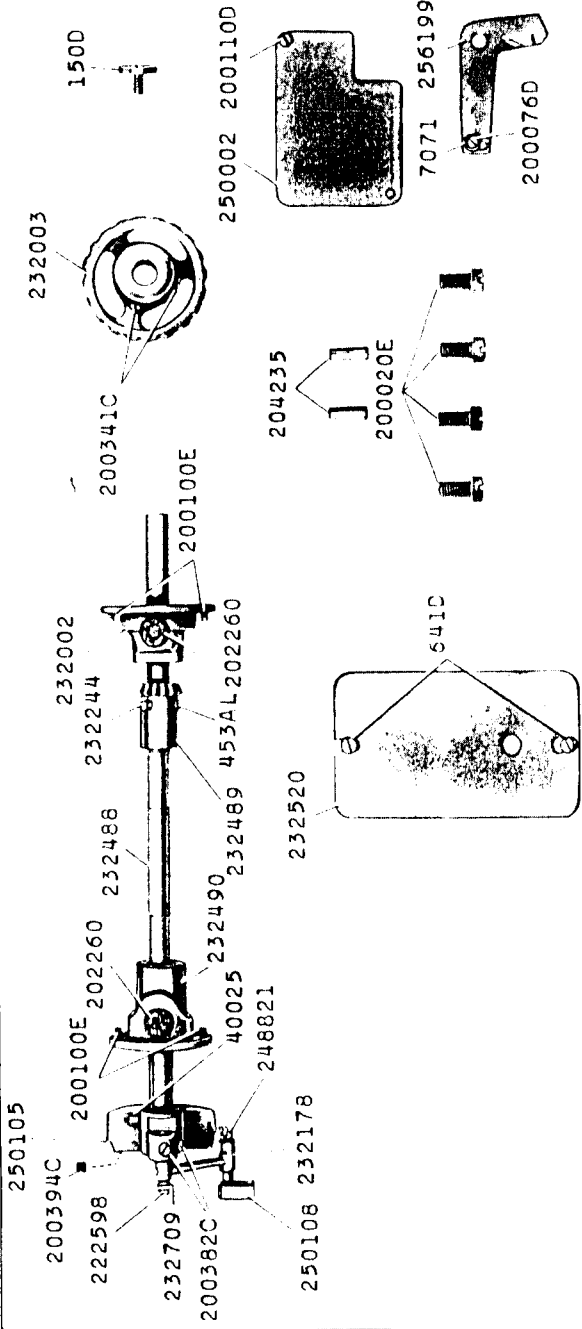
16373-1/2



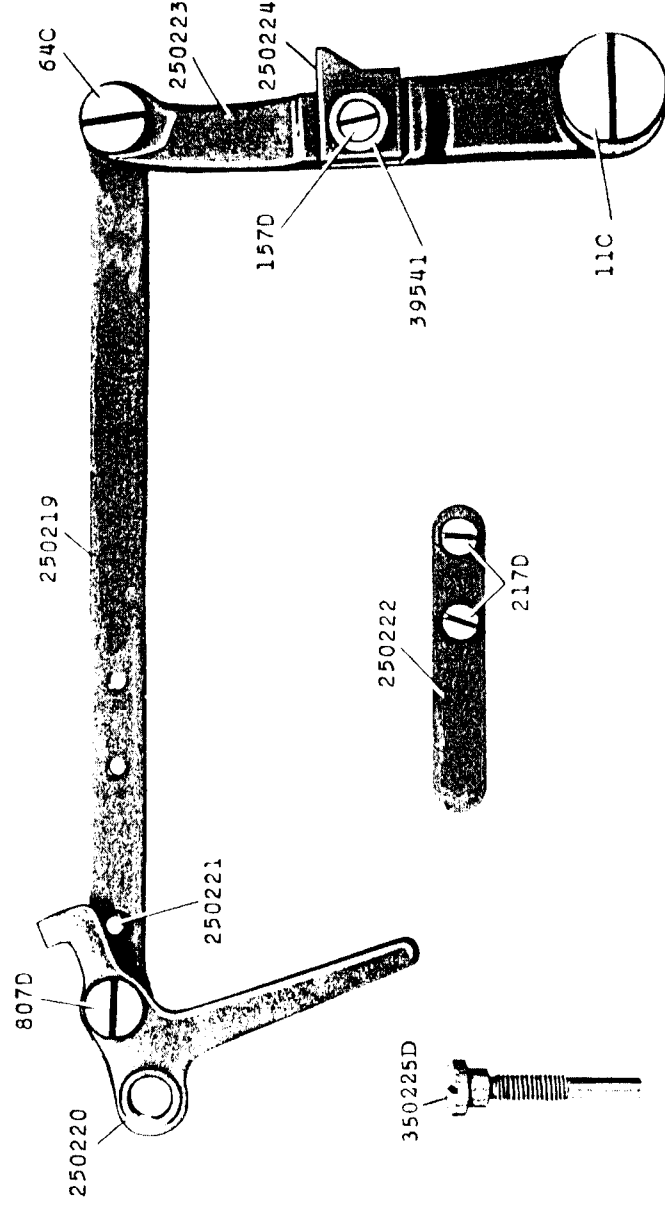
16385 - 1/6



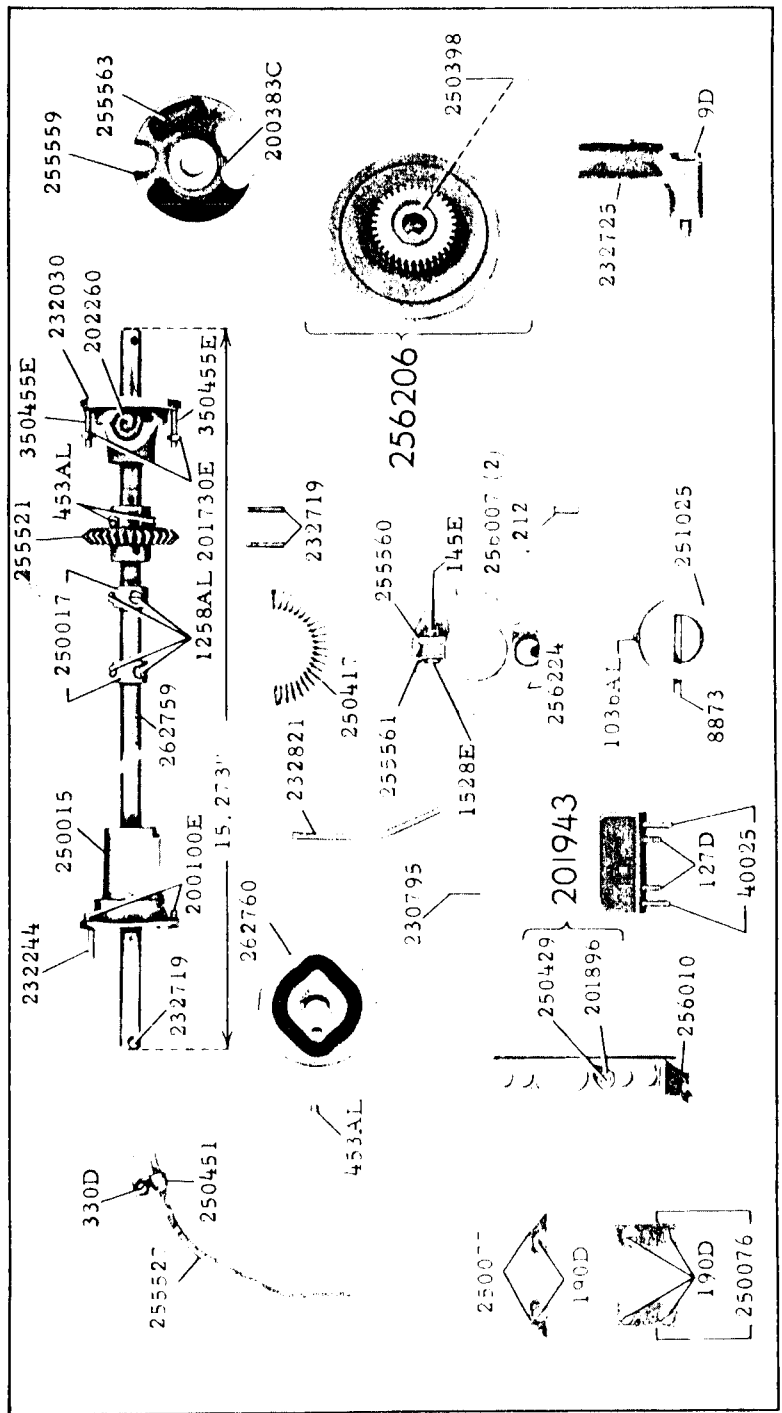
18001-1/4



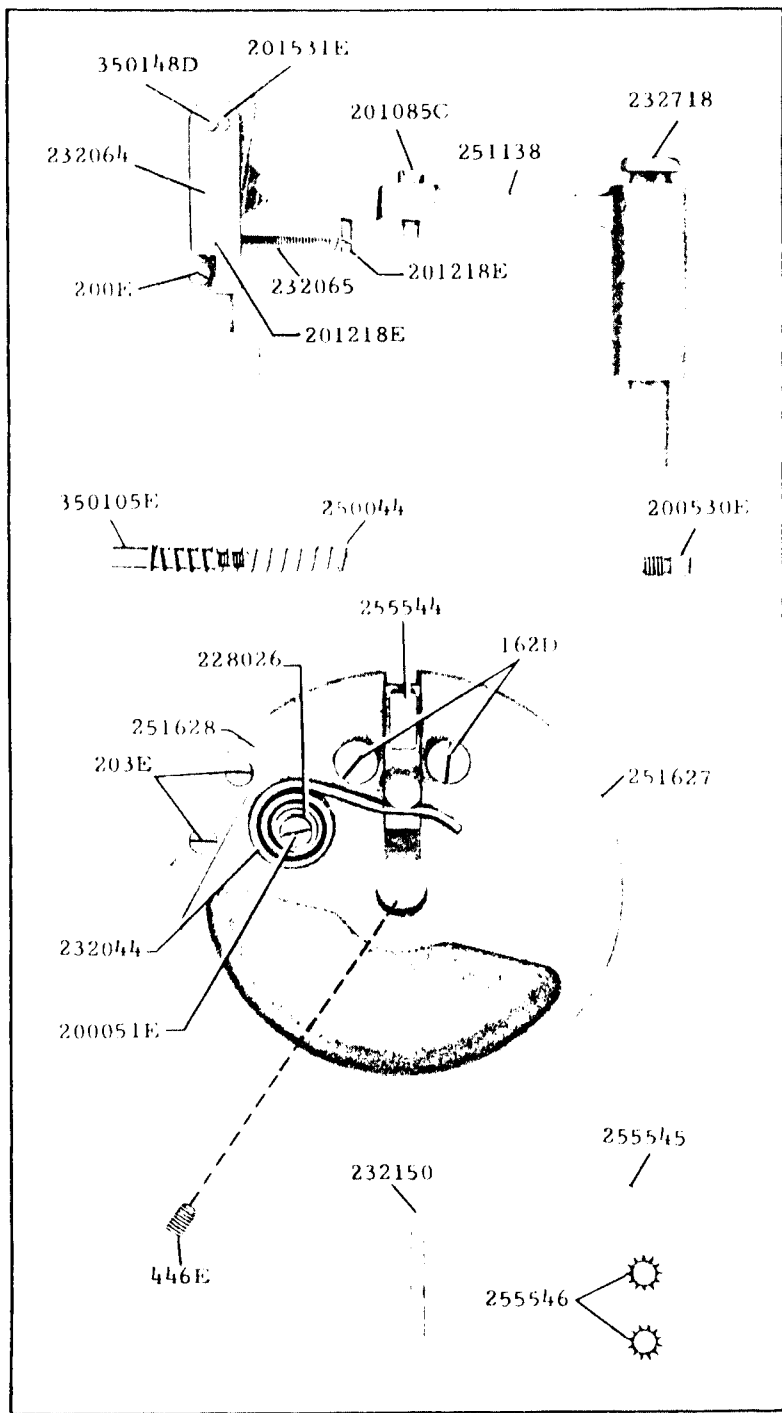
18002-2/3



18003-1/4



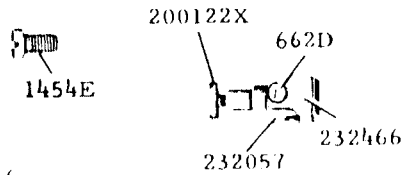
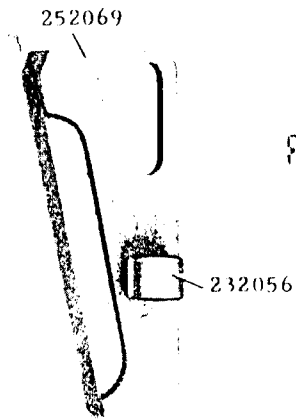
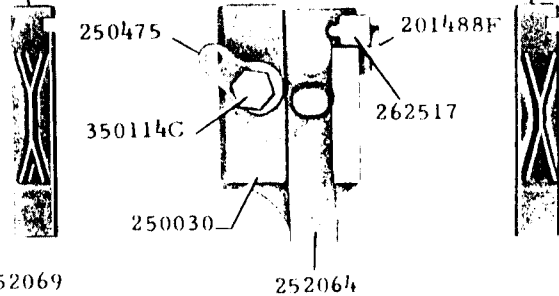
18004-1/2



18005 - 2/3

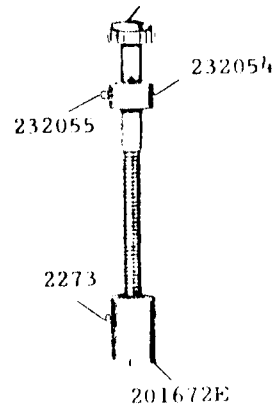
- 262701-3/4
- 262702-7/8
- 262703-1
- 262704-1-1/8
- 262705-1-1/4
- 262706-1-3/8
- 262707-1-1/2
- 262708-1-5/8
- 262709-1-3/4

- 262679-3/4
- 262680-7/8
- 262510-1
- 262511-1-1/8
- 262512-1-1/4
- 262513-1-3/8
- 262514-1-1/2
- 262515-1-5/8
- 262516-1-3/4



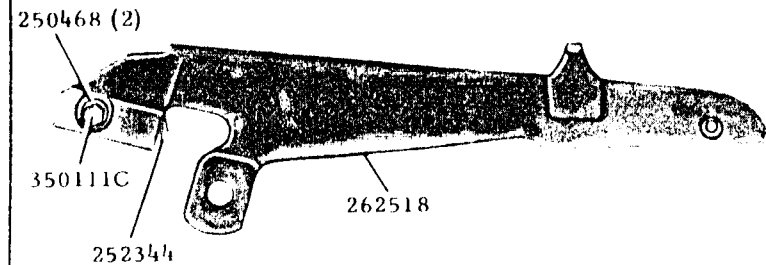
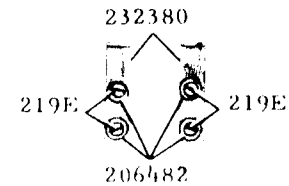
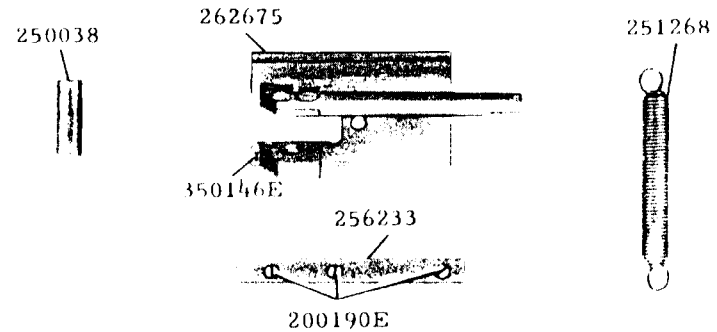
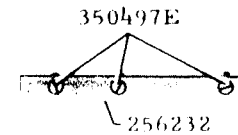

250538

*201155D

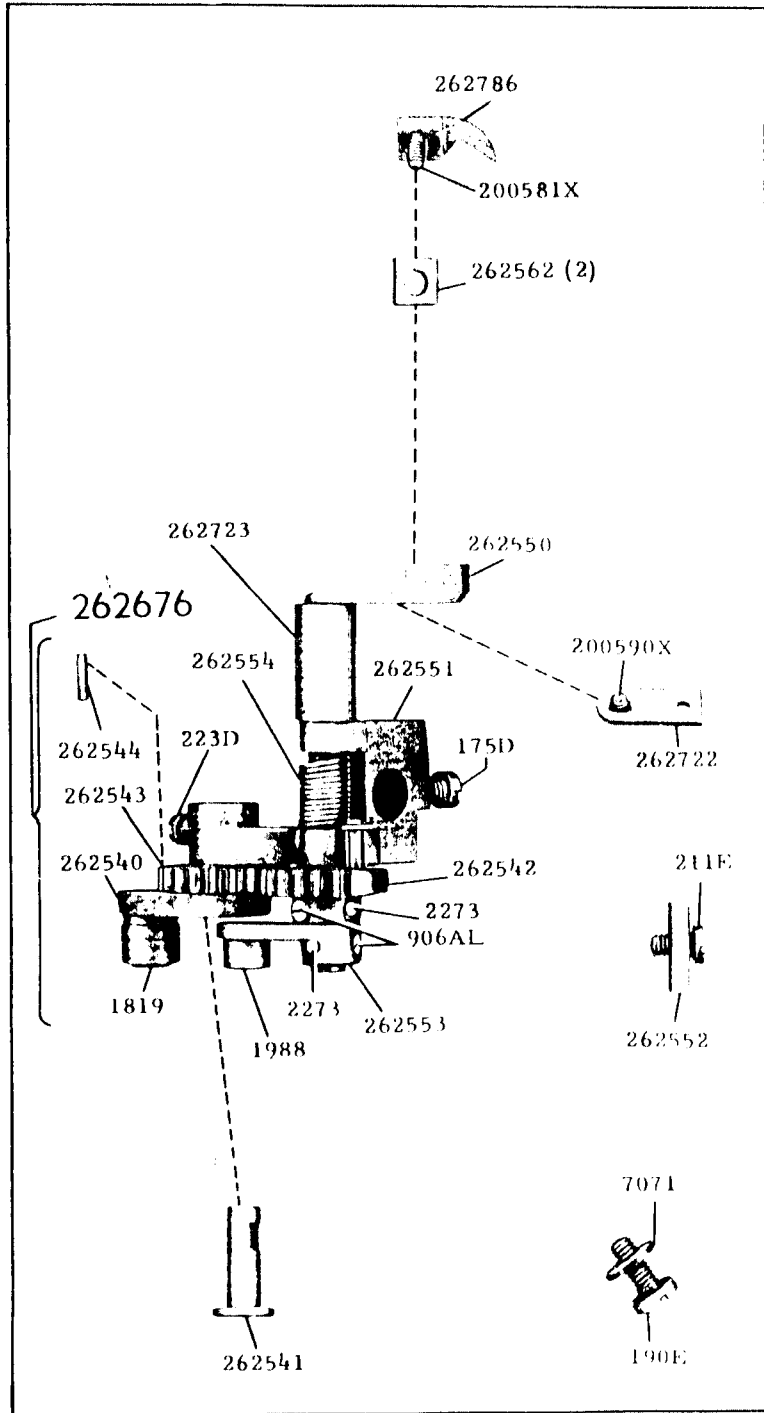


- 262677-3/4
- 262678-7/8
- 262503-1
- 262504-1-1/8
- 262505-1-1/4
- 262506-1-3/8
- 262507-1-1/2
- 262508-1-5/8
- 262509-1-3/4

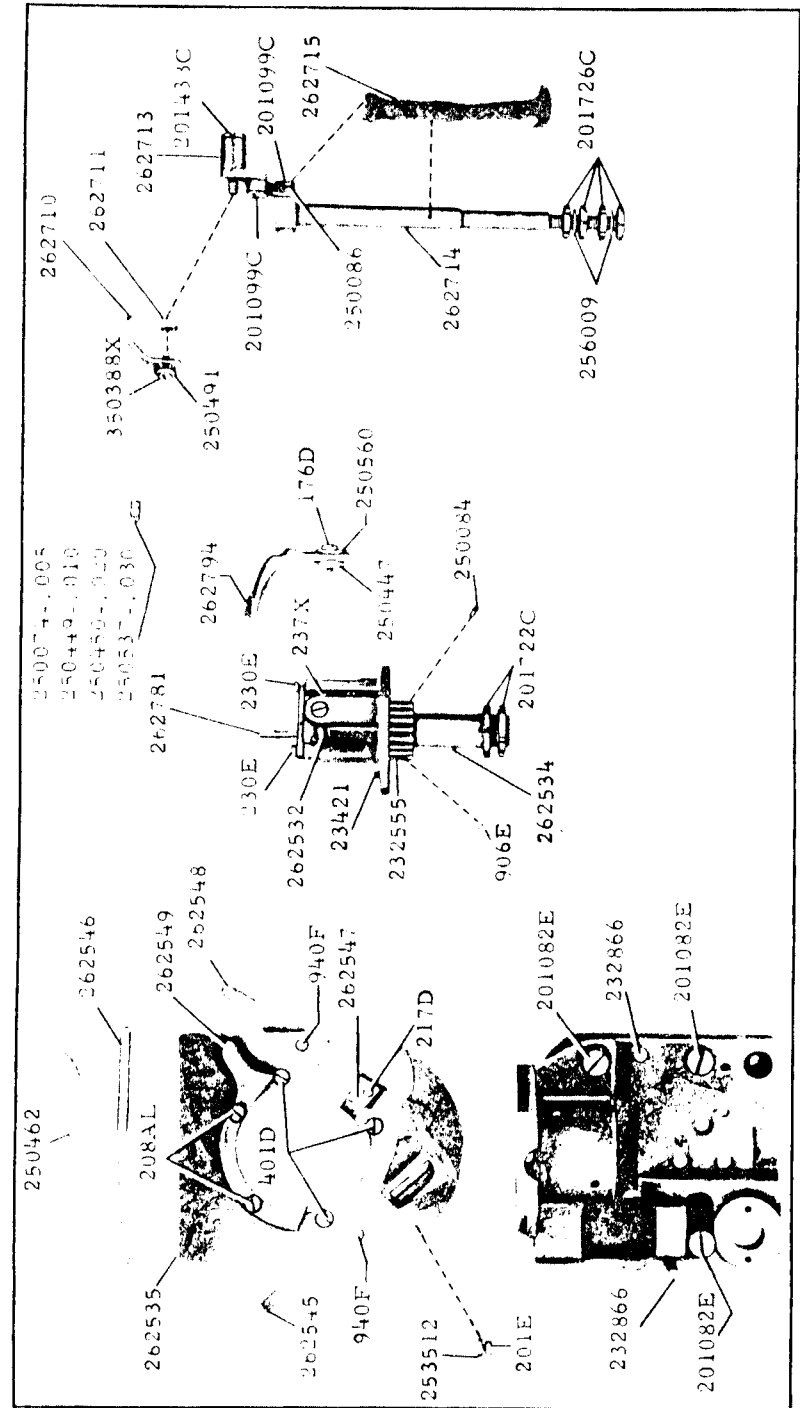
18006 - 1/3



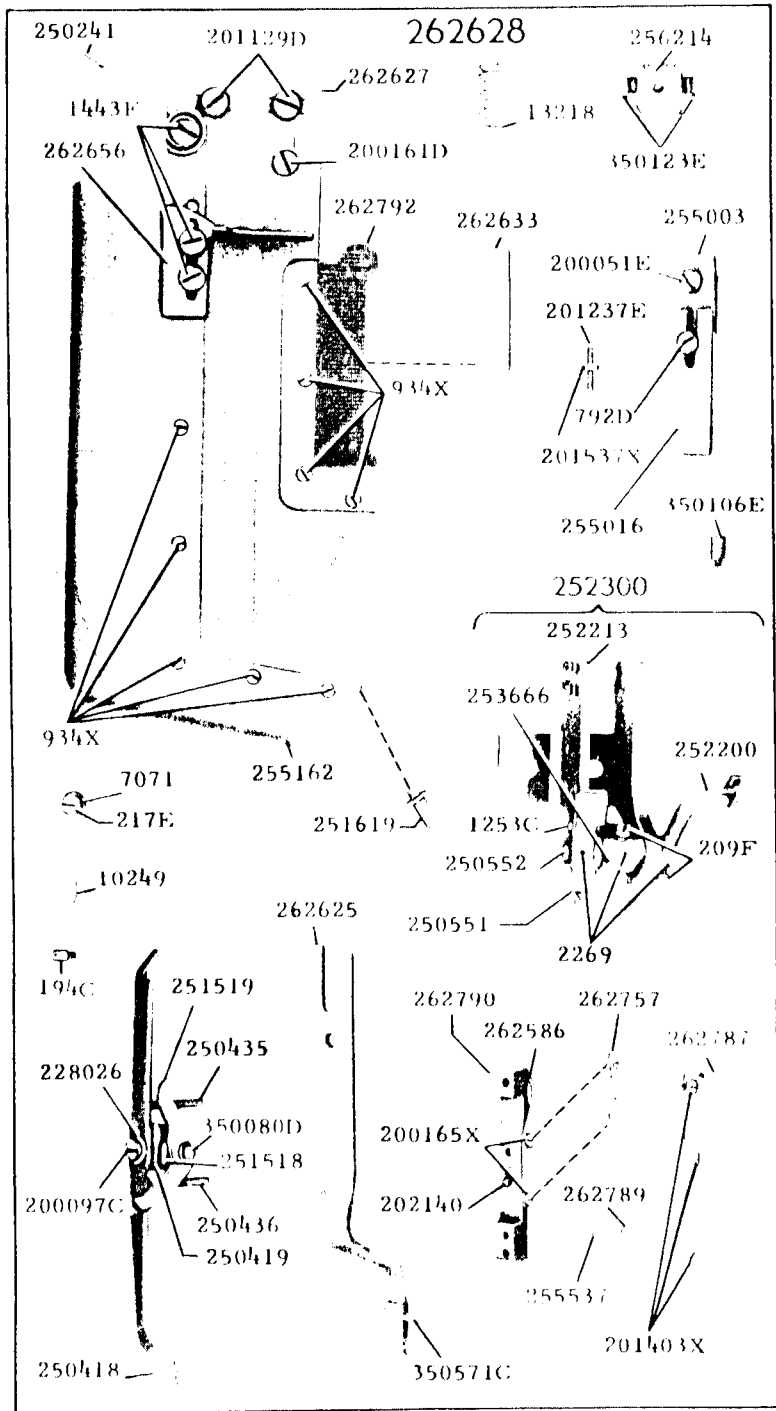
18007



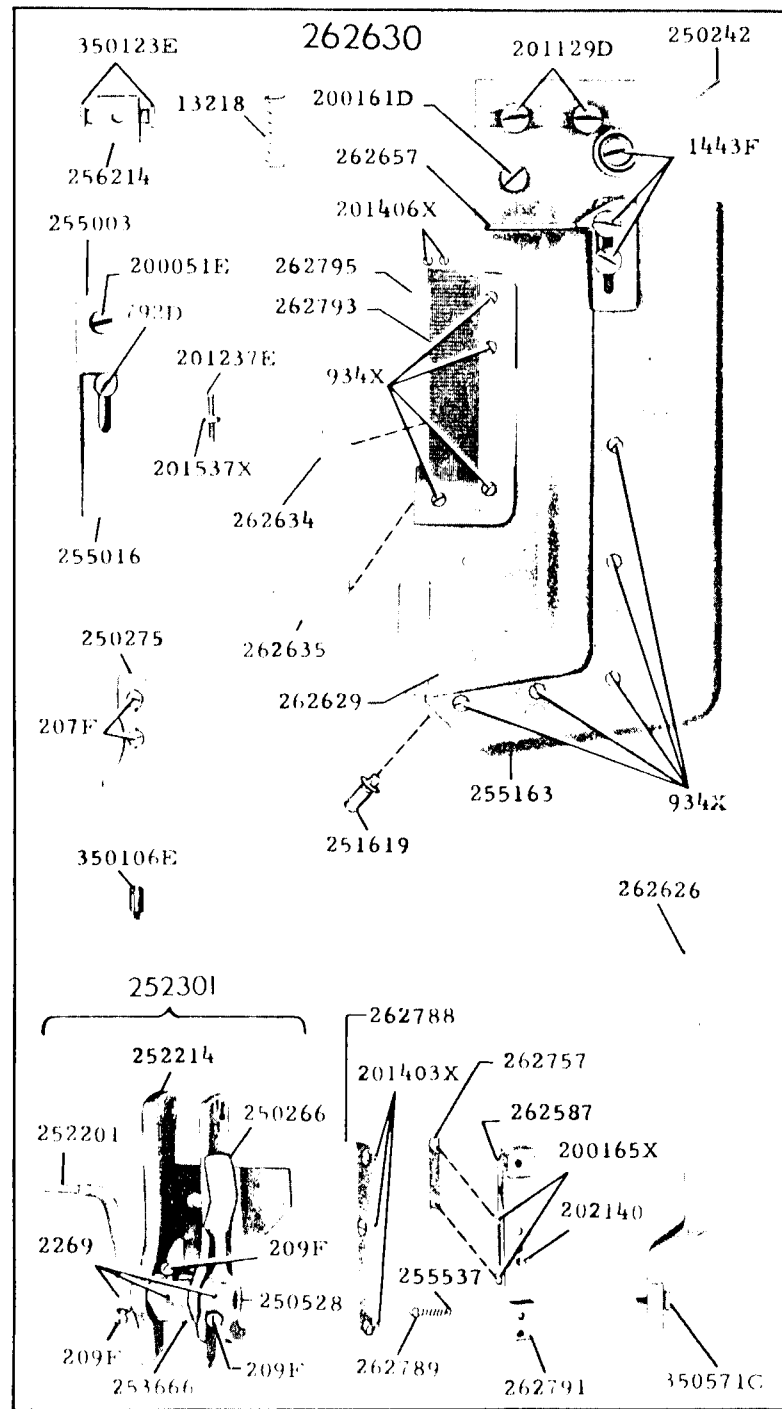
18008-1/3



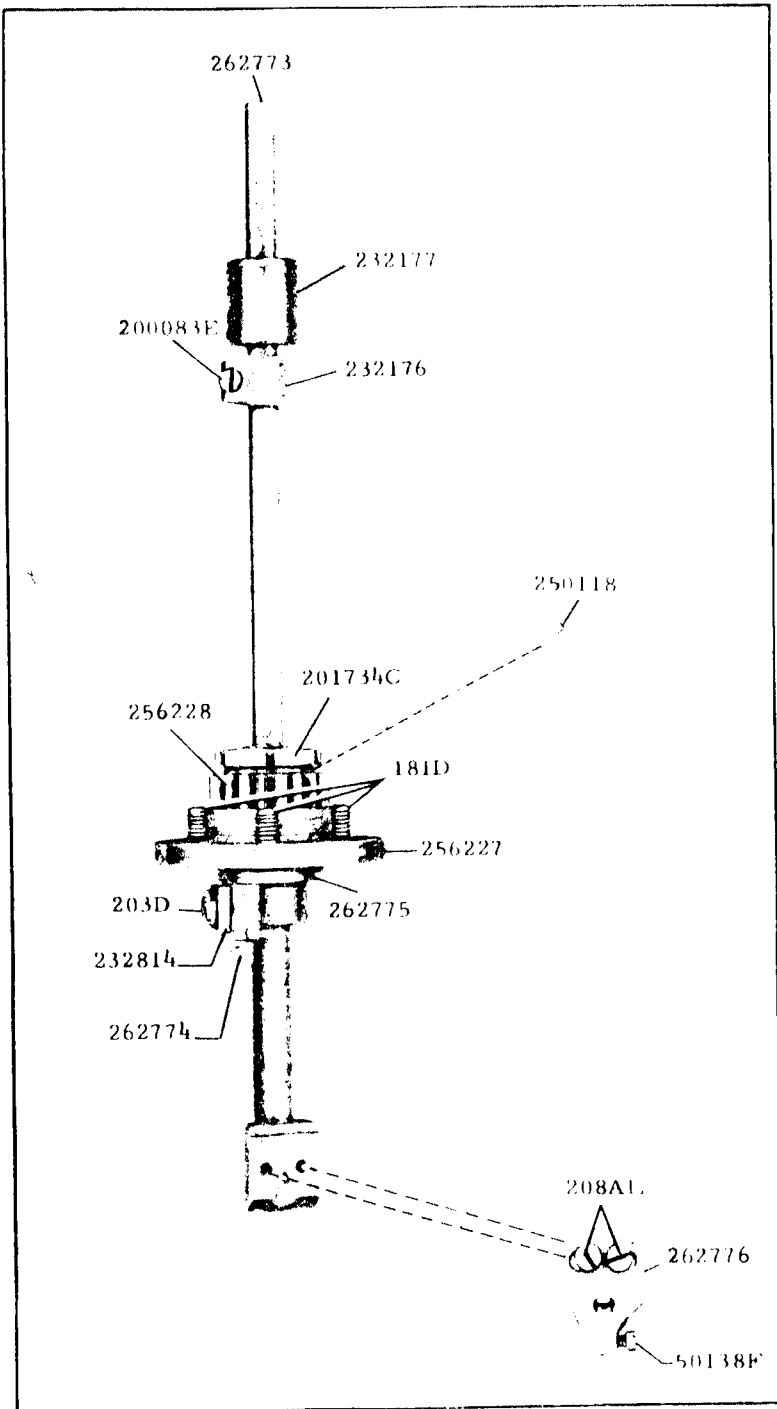
18009-3/8



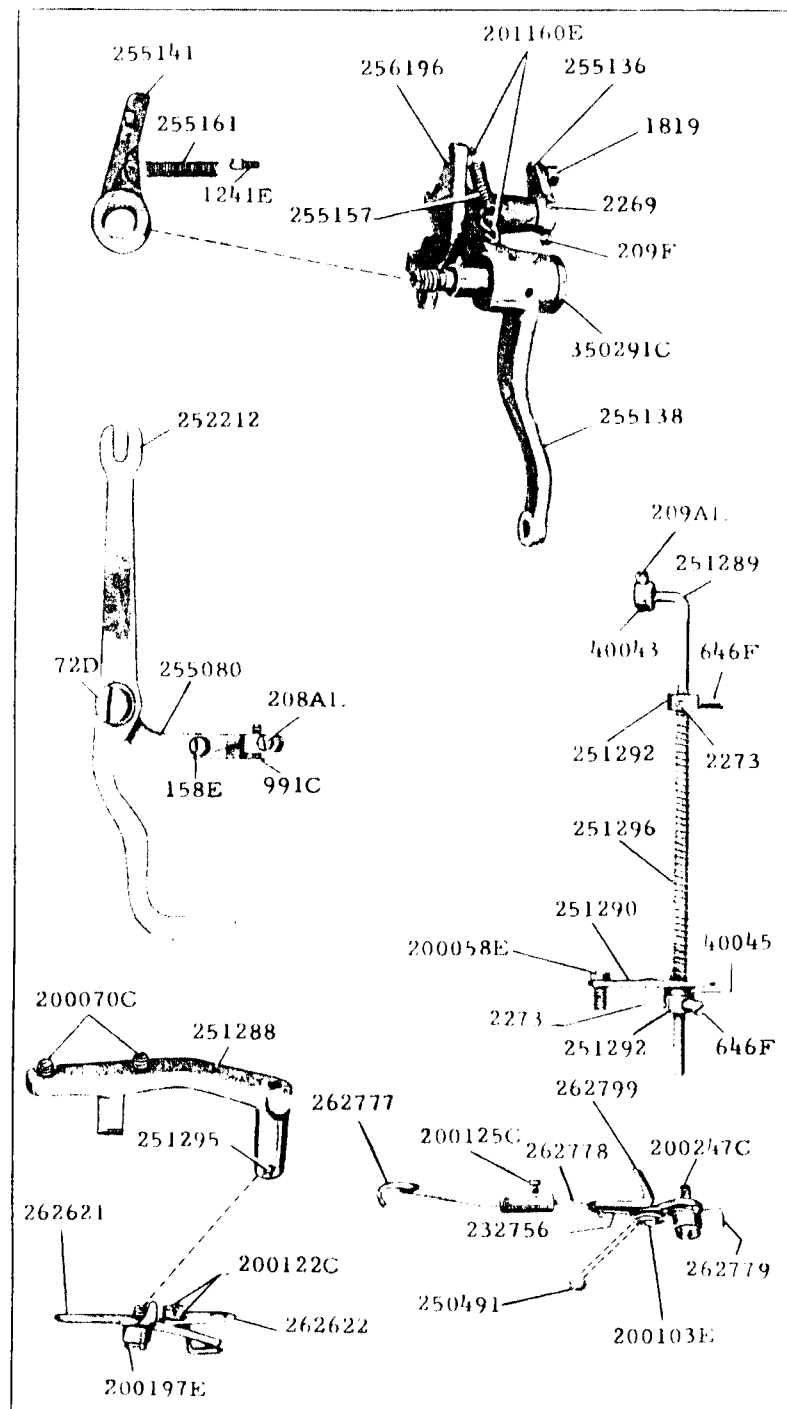
18010-3/8



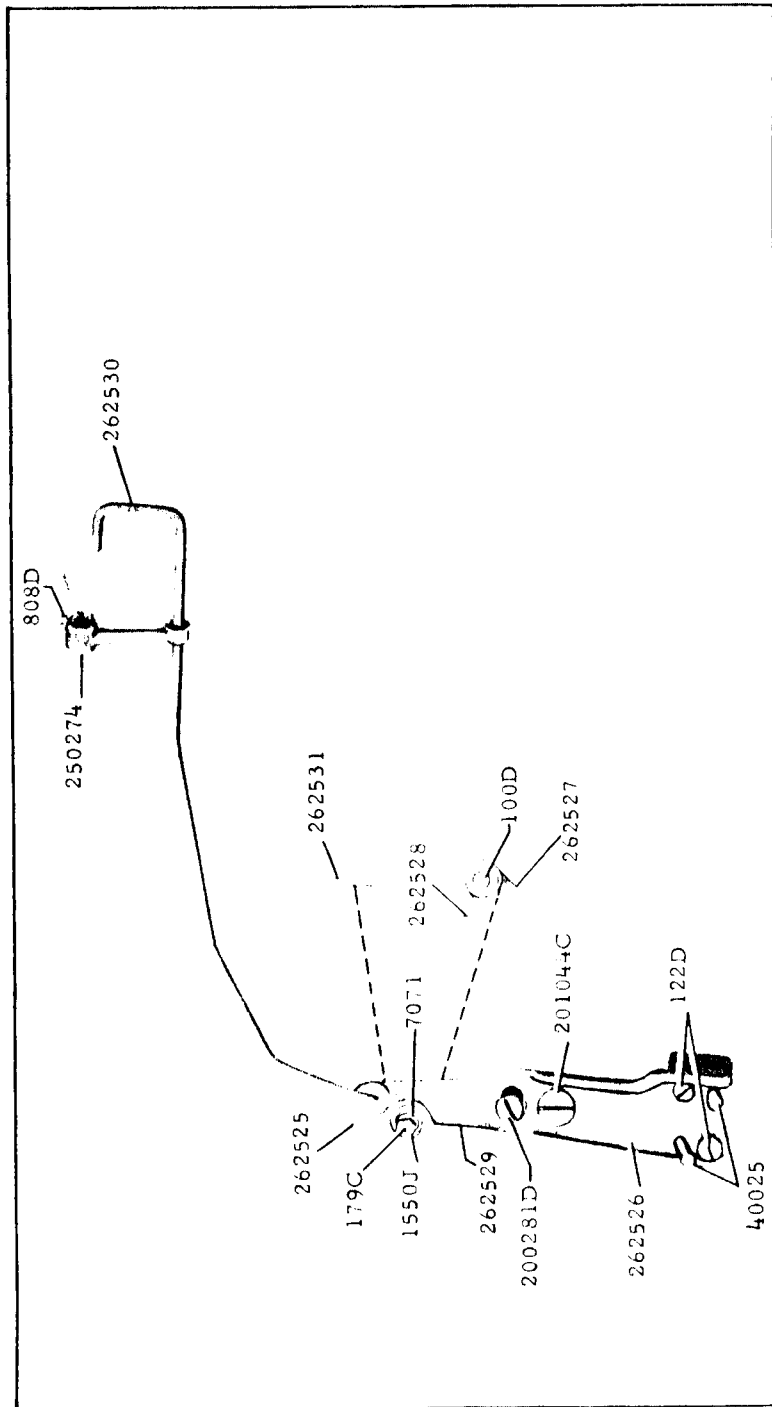
18011-2/3



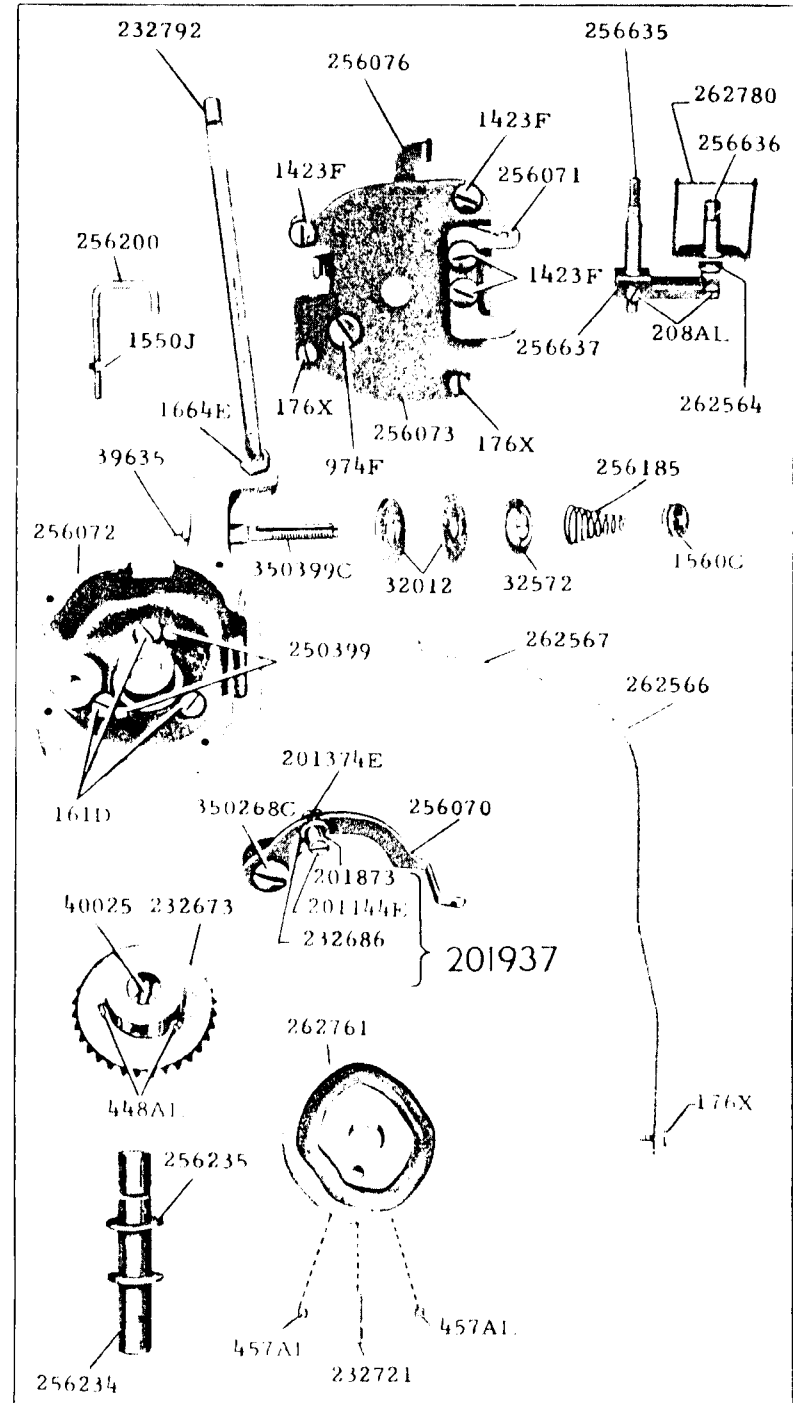
18012-3/8



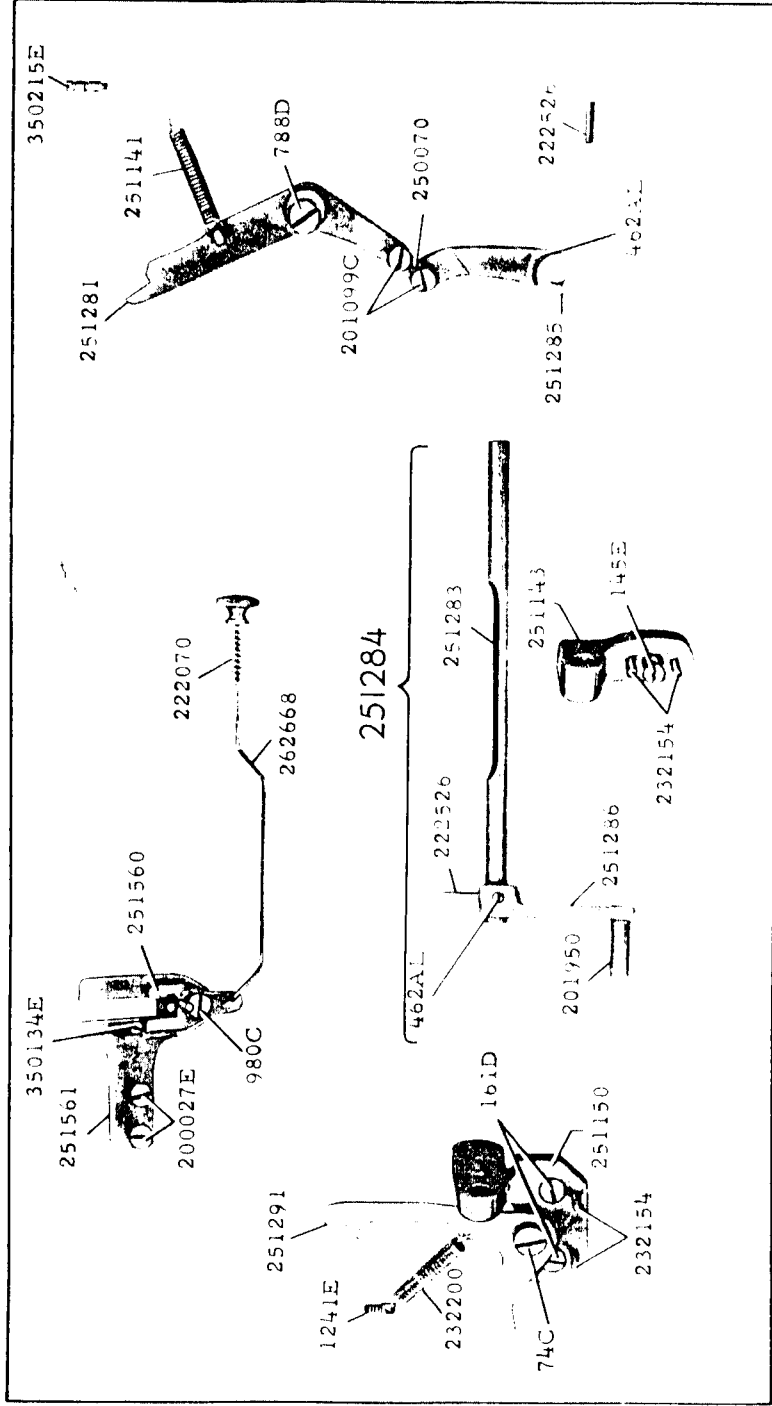
18013-3/8



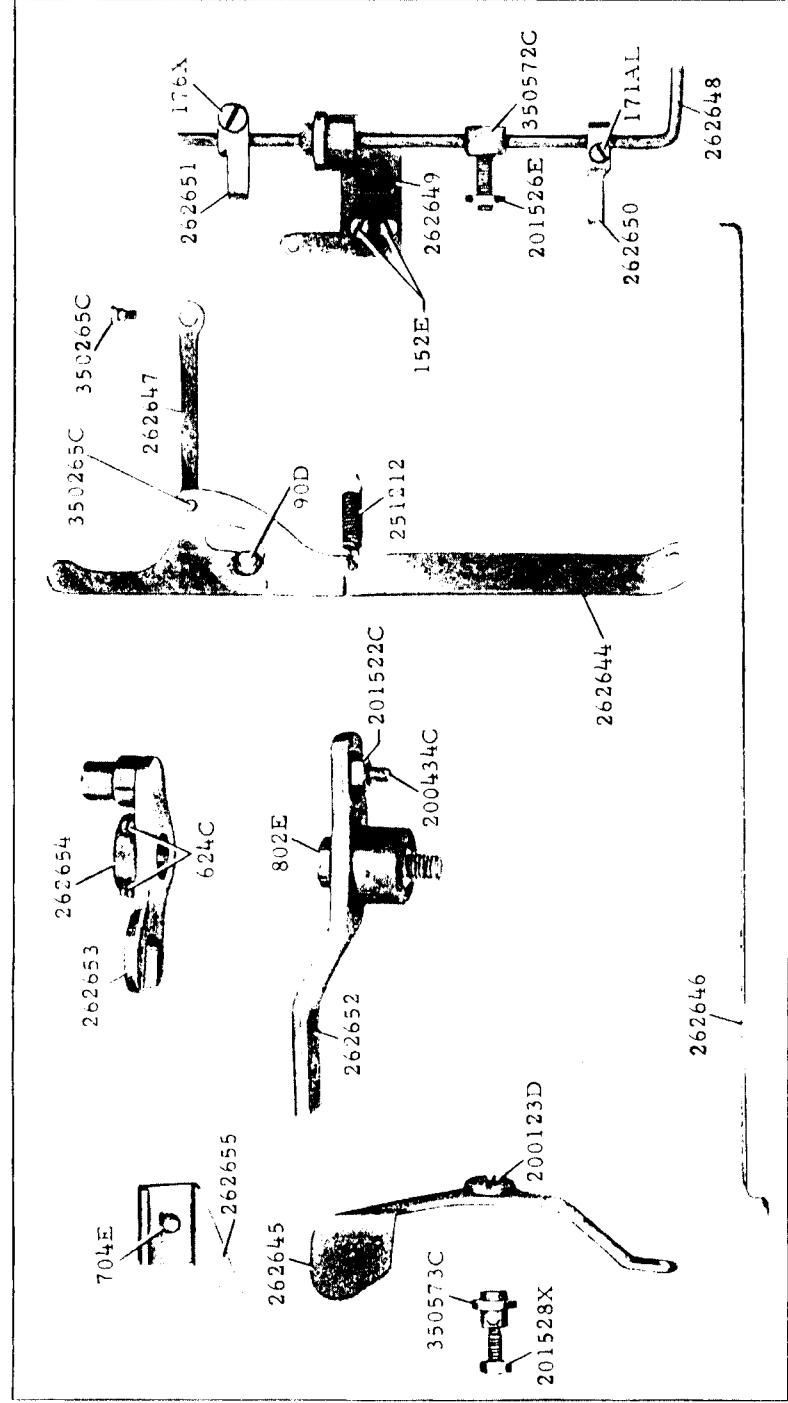
18014-3/8



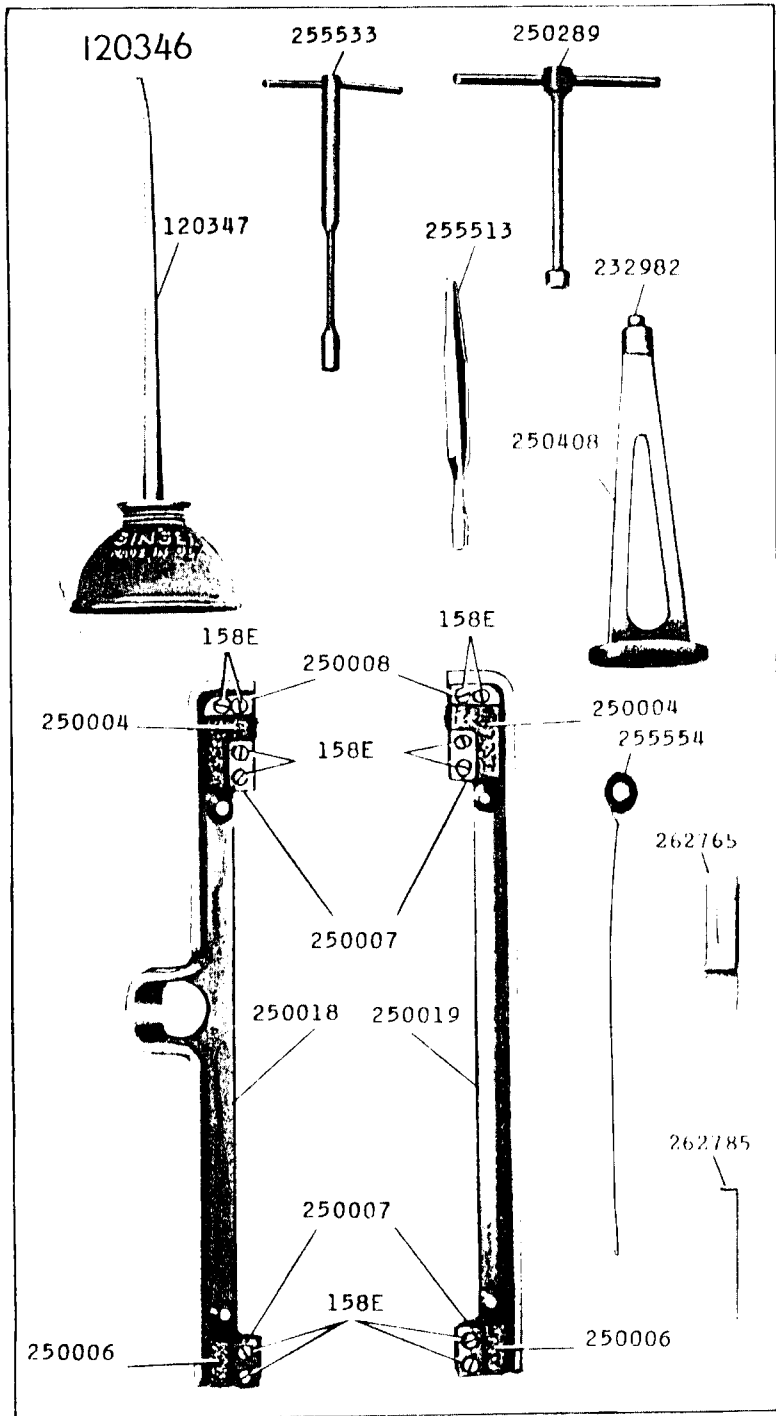
18015-3/8



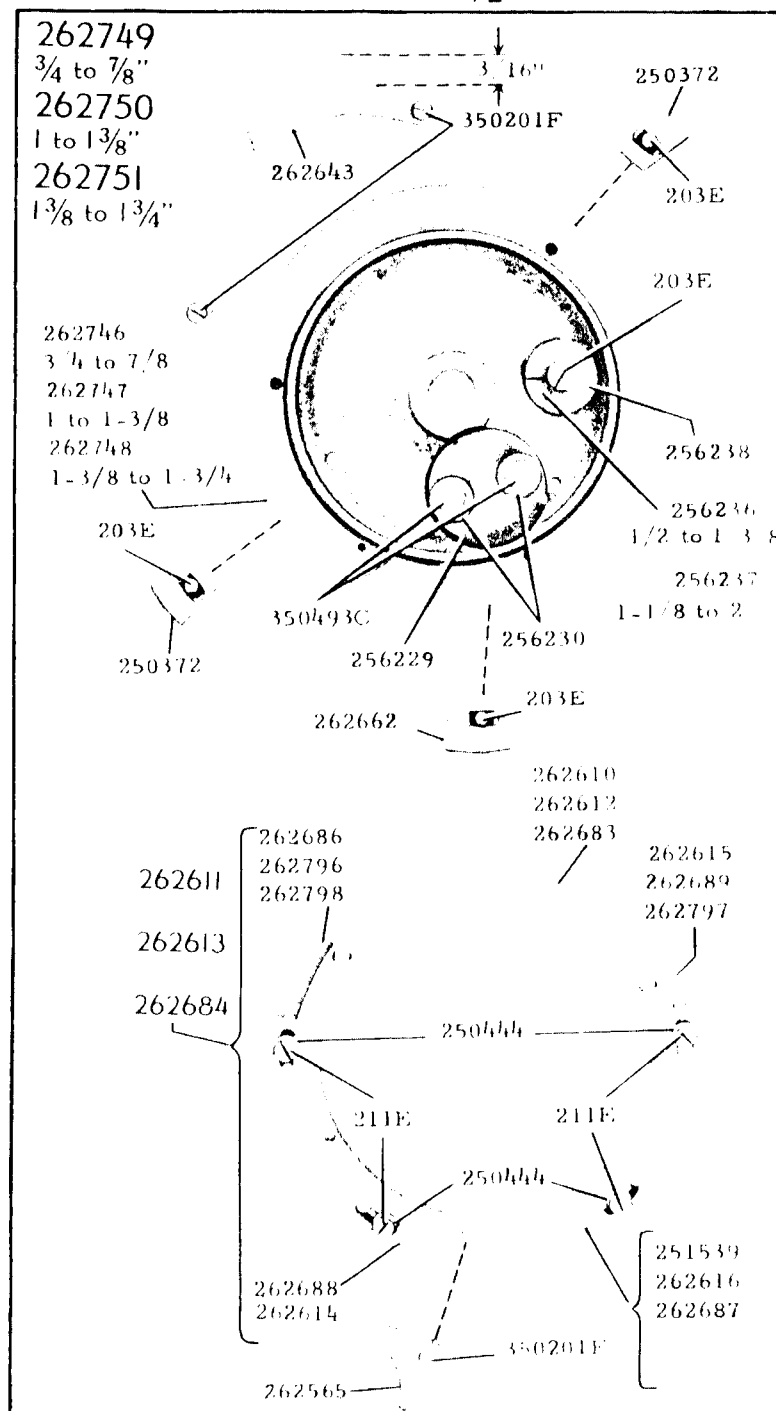
18016-1/2



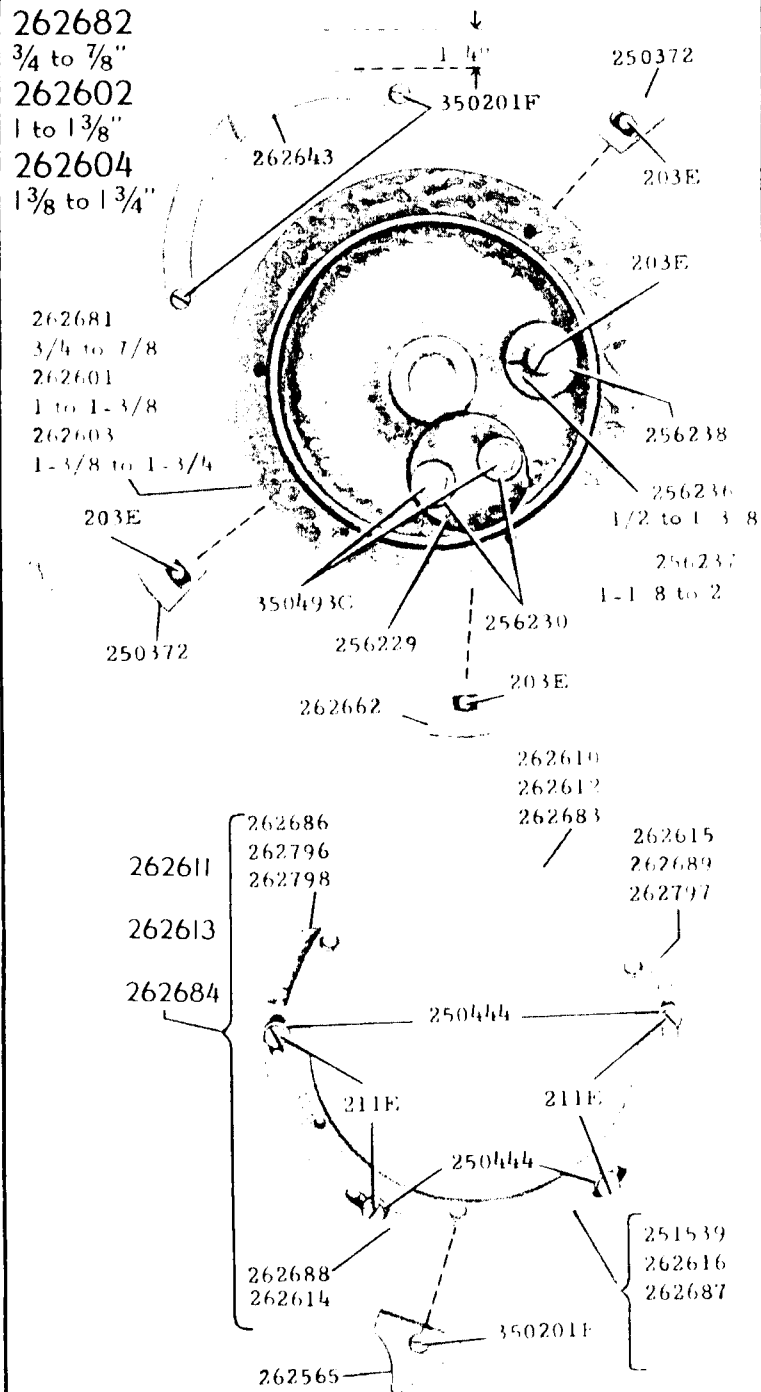
18017-1/4



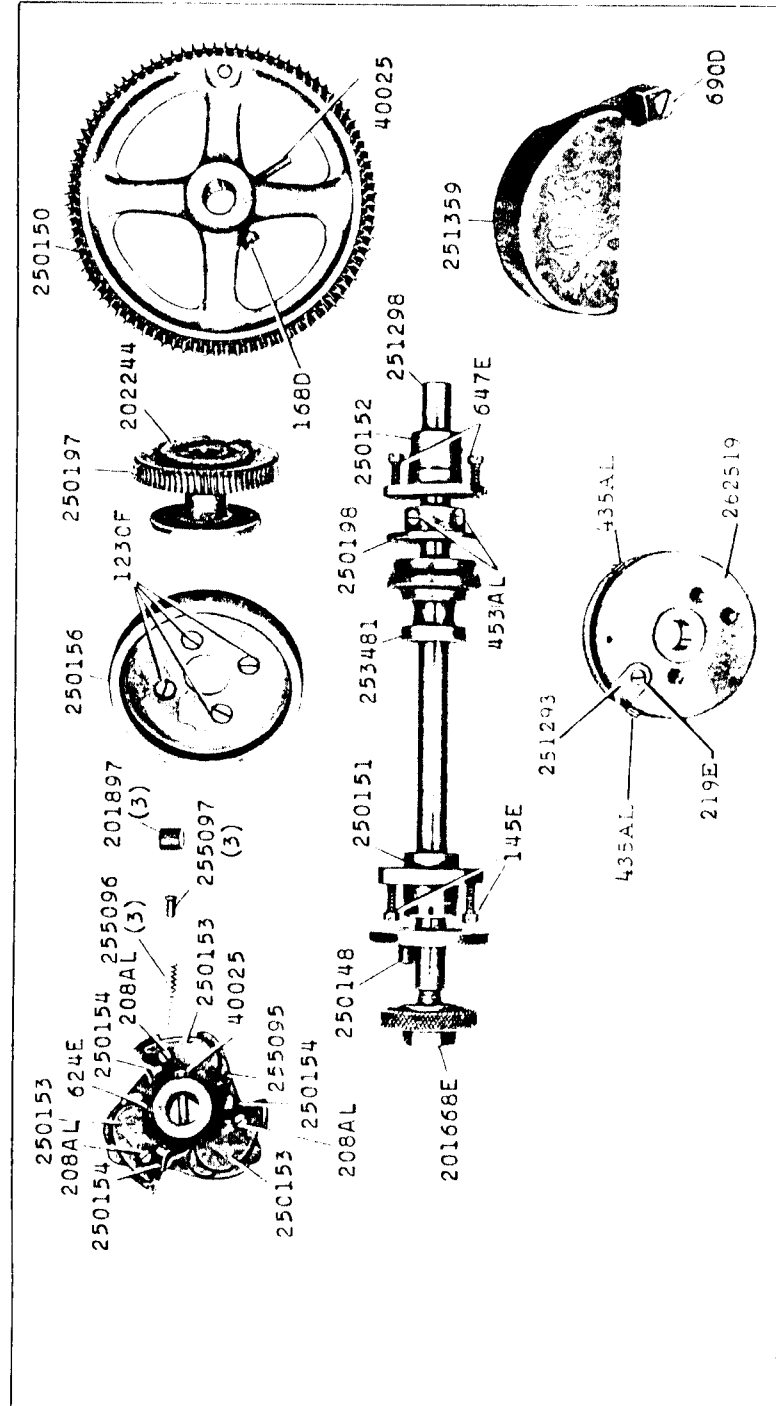
18018-1/2



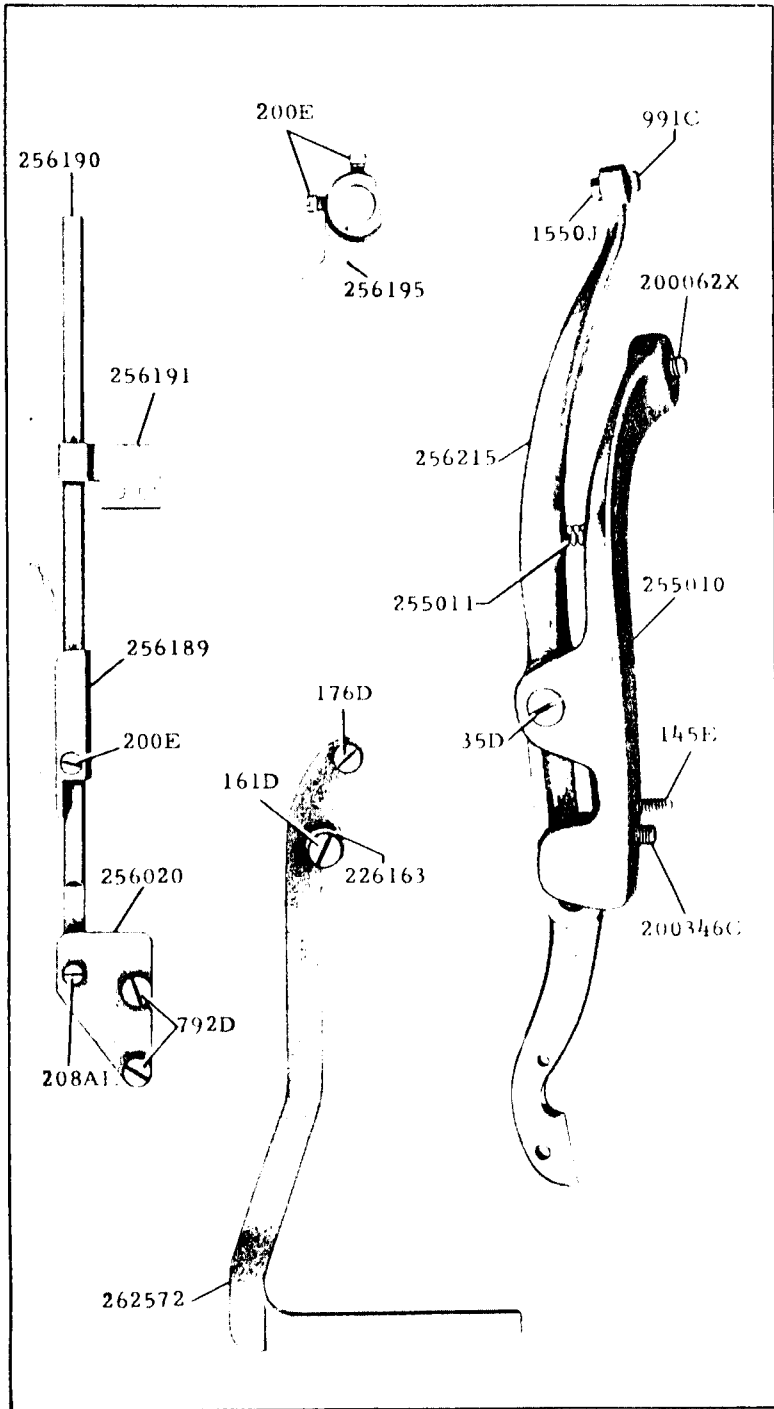
18019-1/2



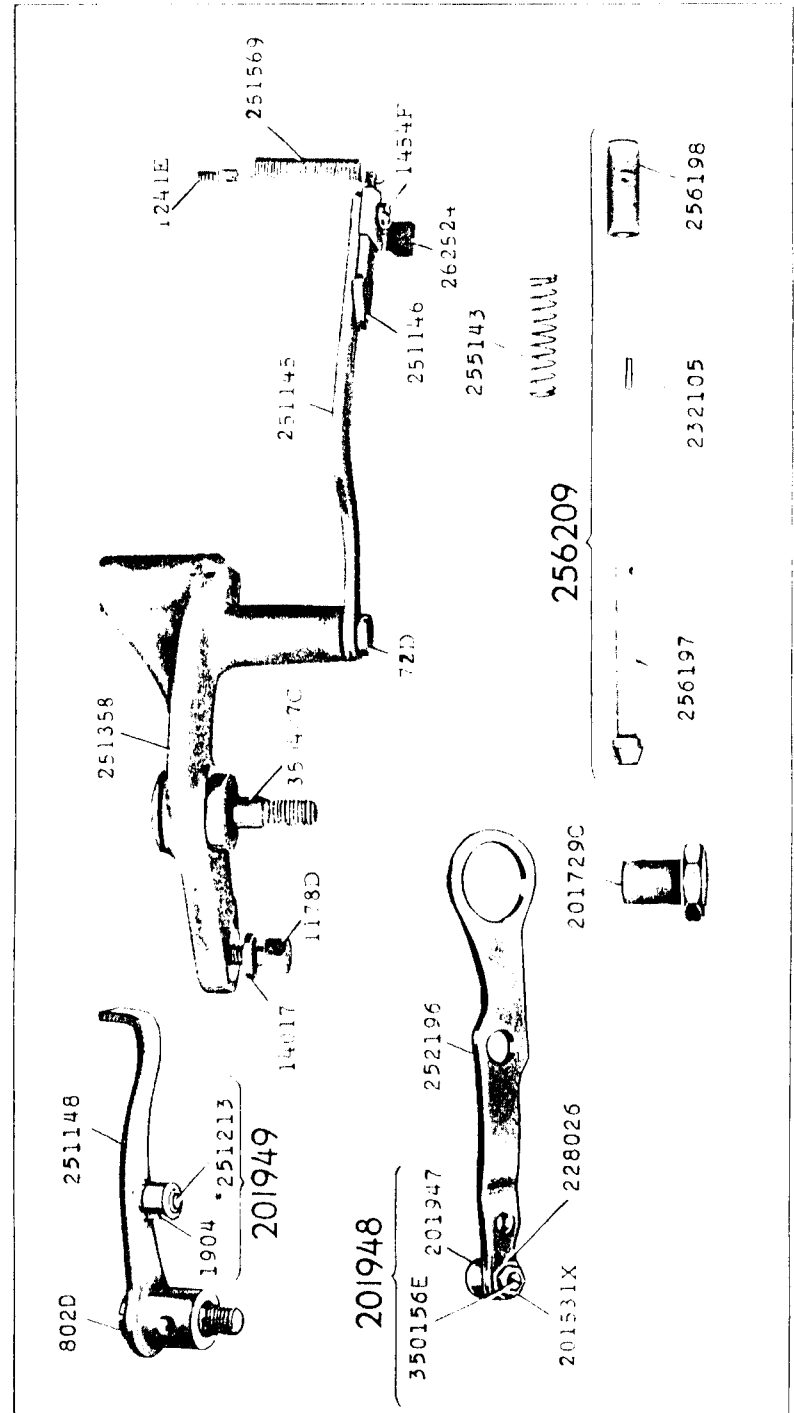
18020-1/3



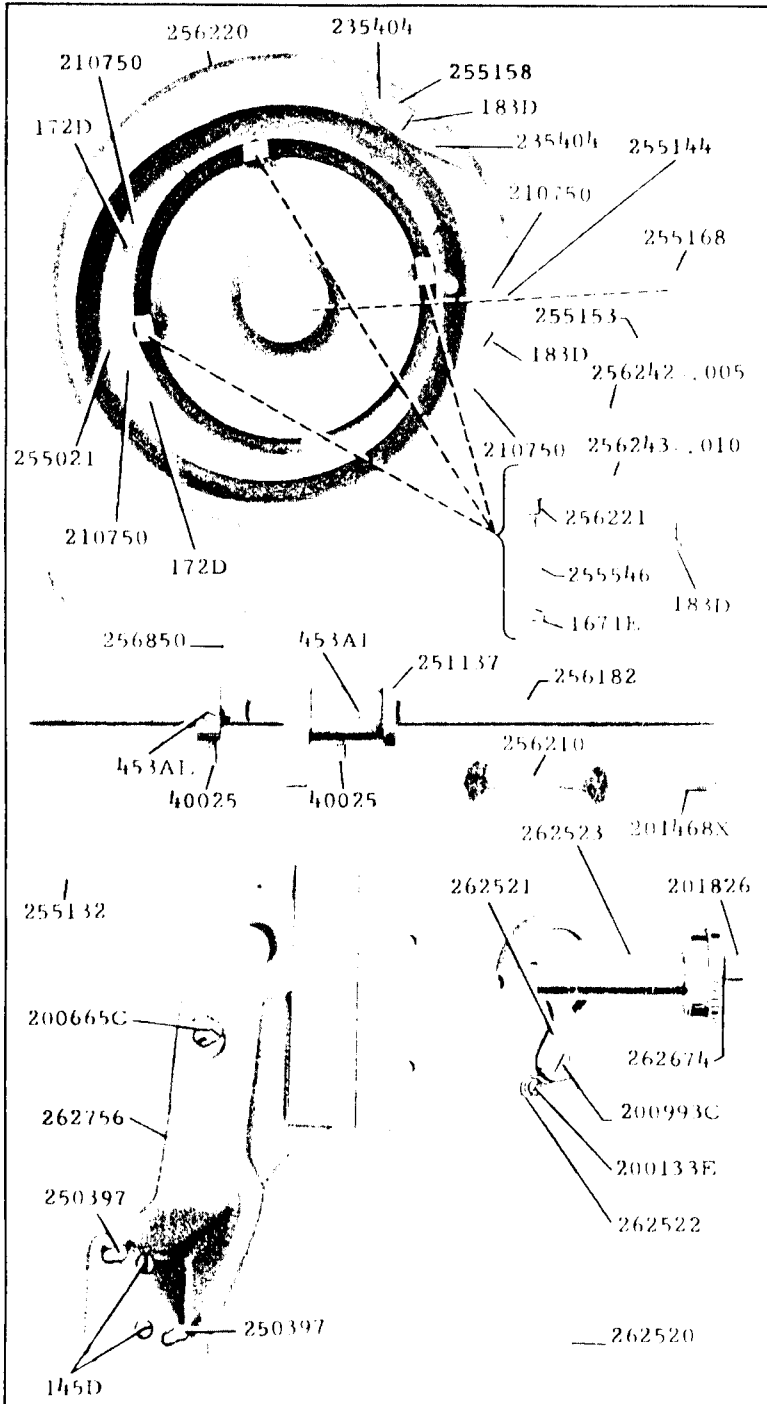
18021-1/2



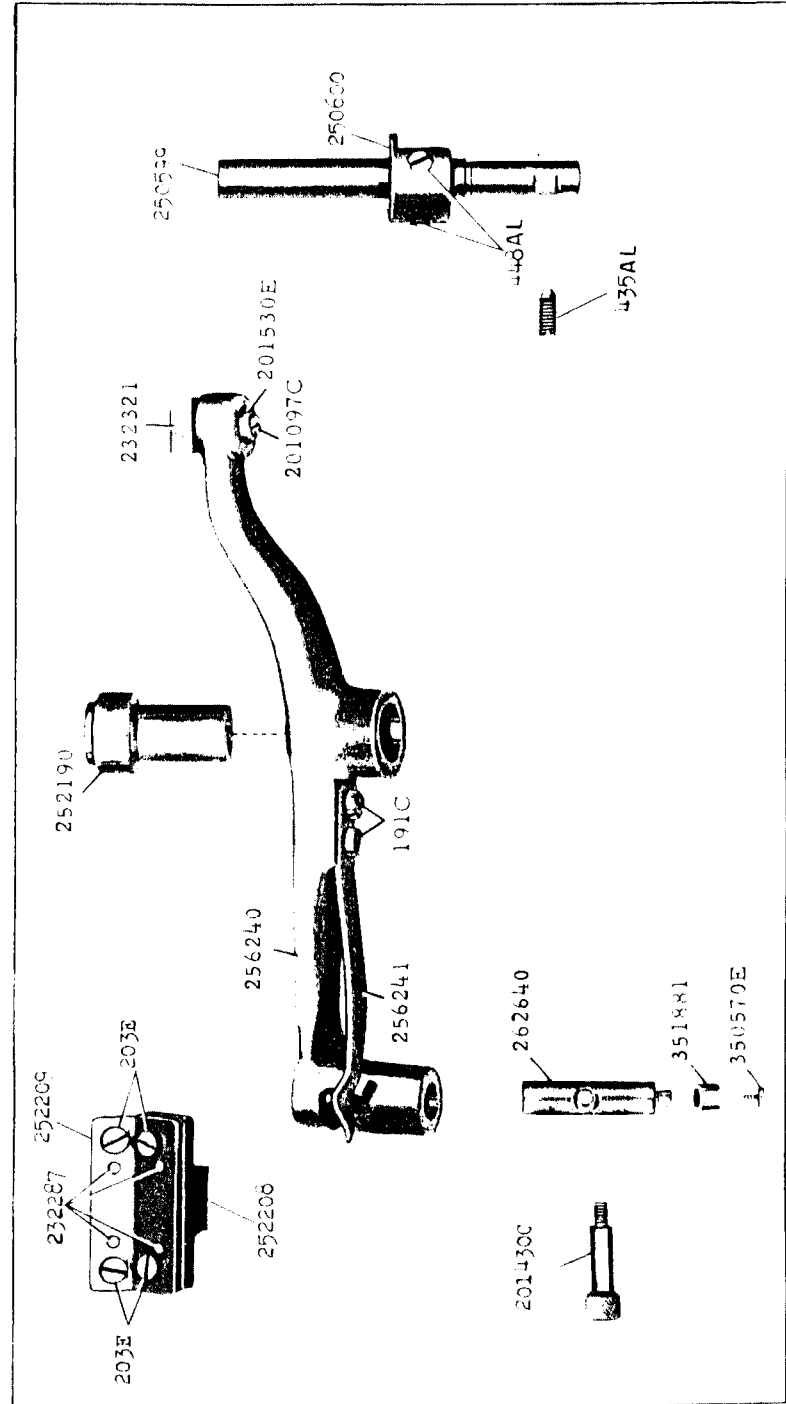
18022-1/2



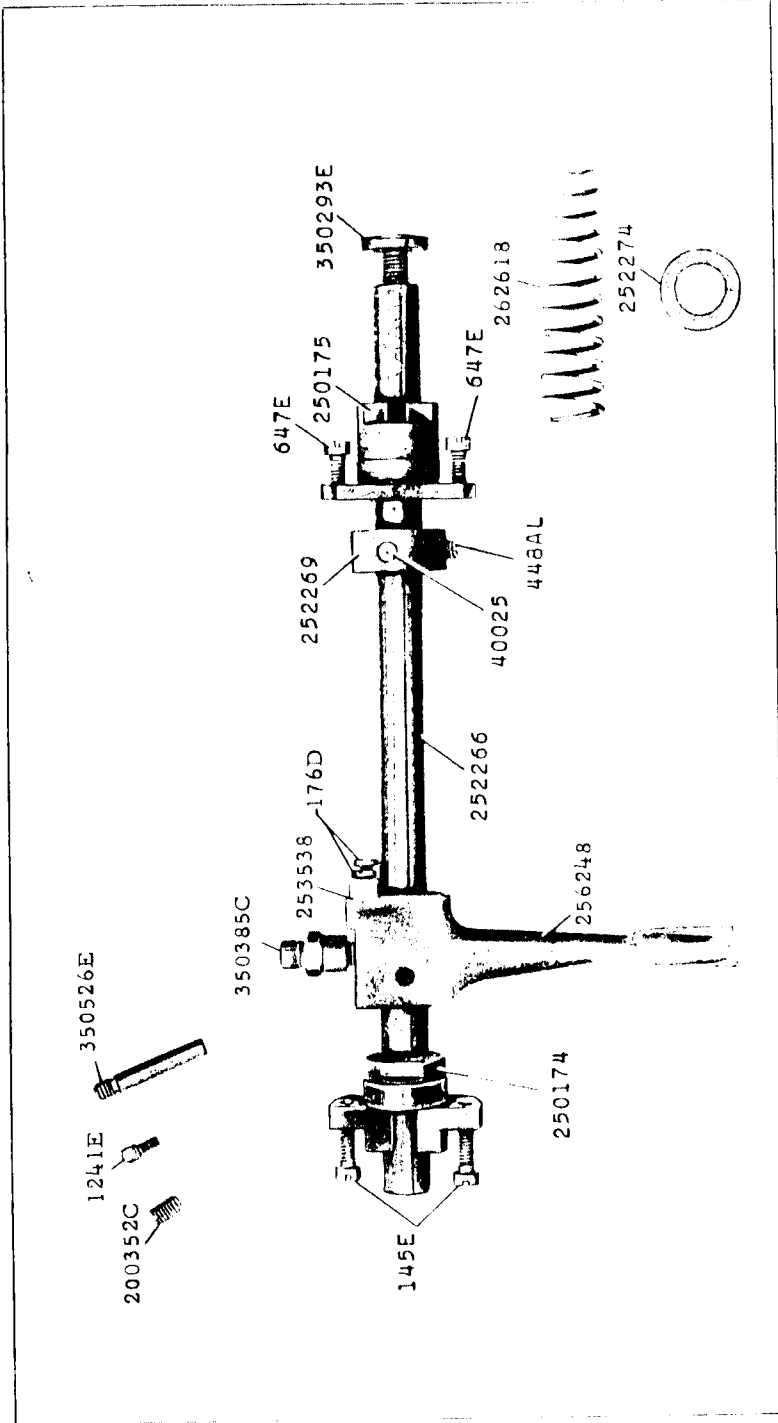
18025 - 1/3



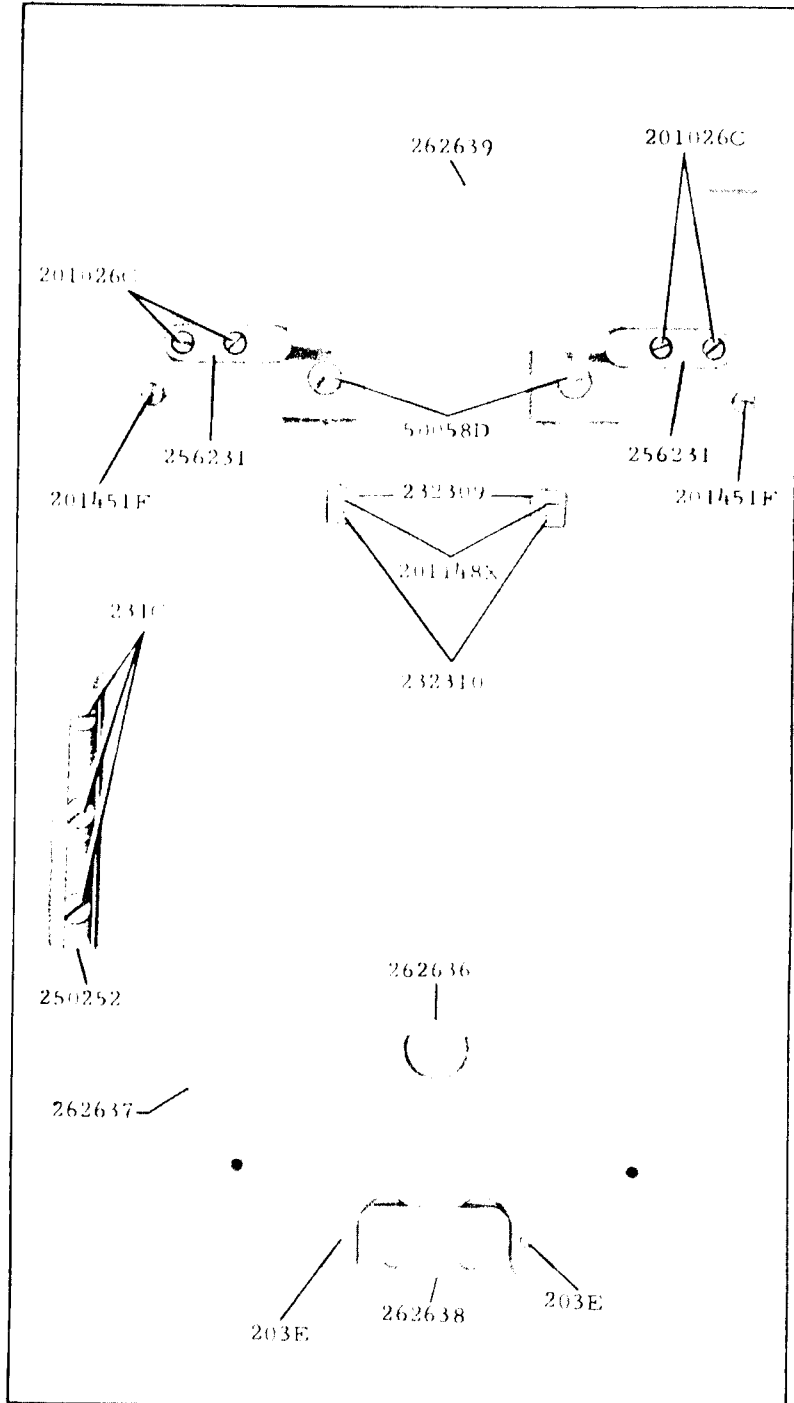
18026 - 1/2



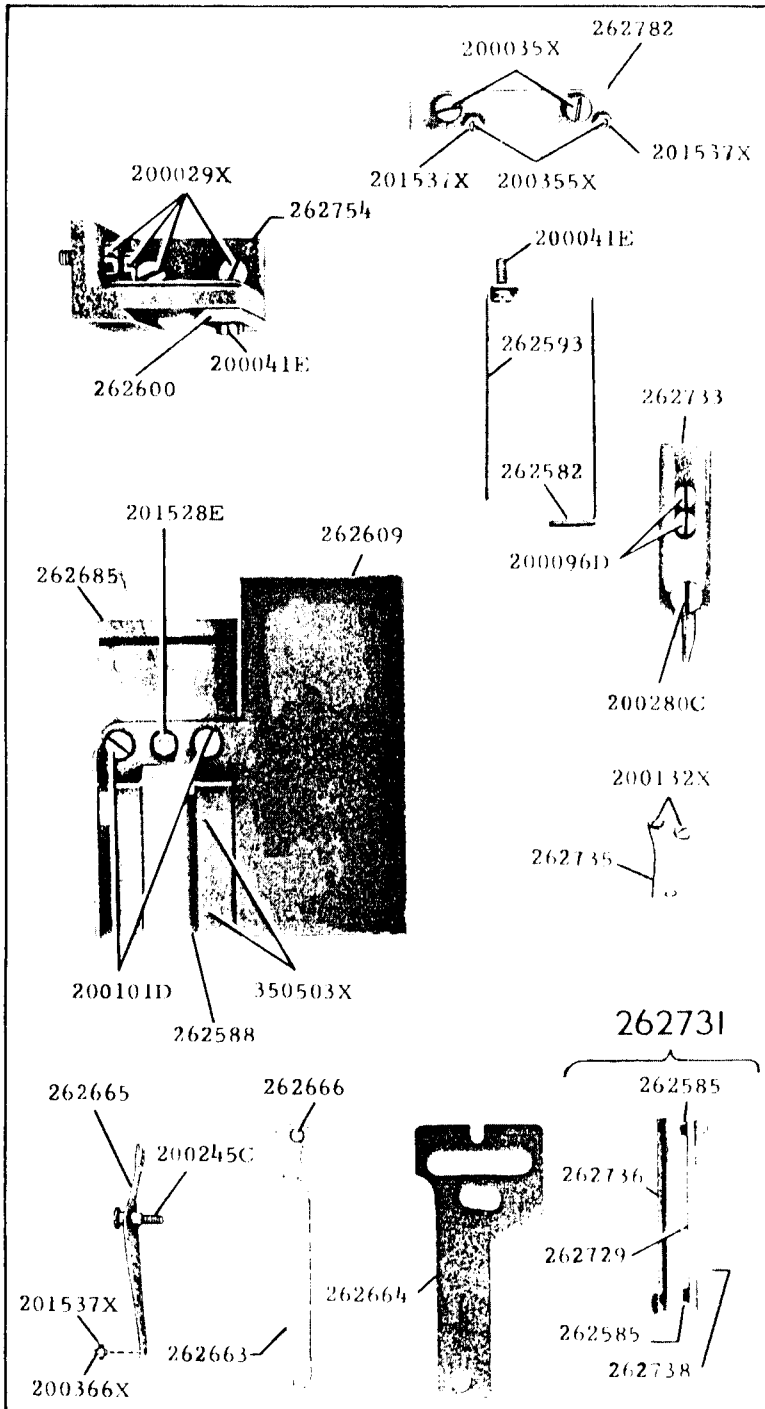
18027-1/2



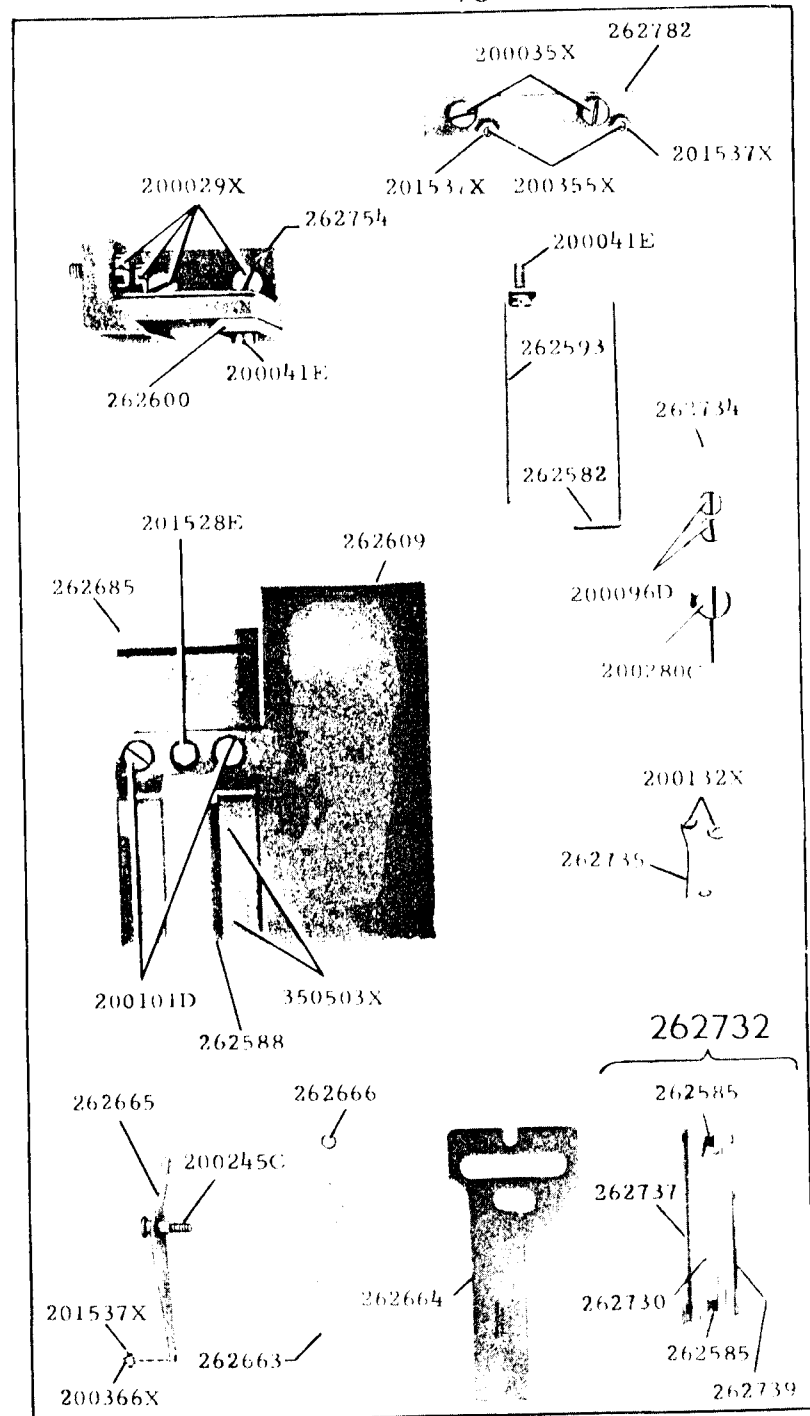
18028-1/2



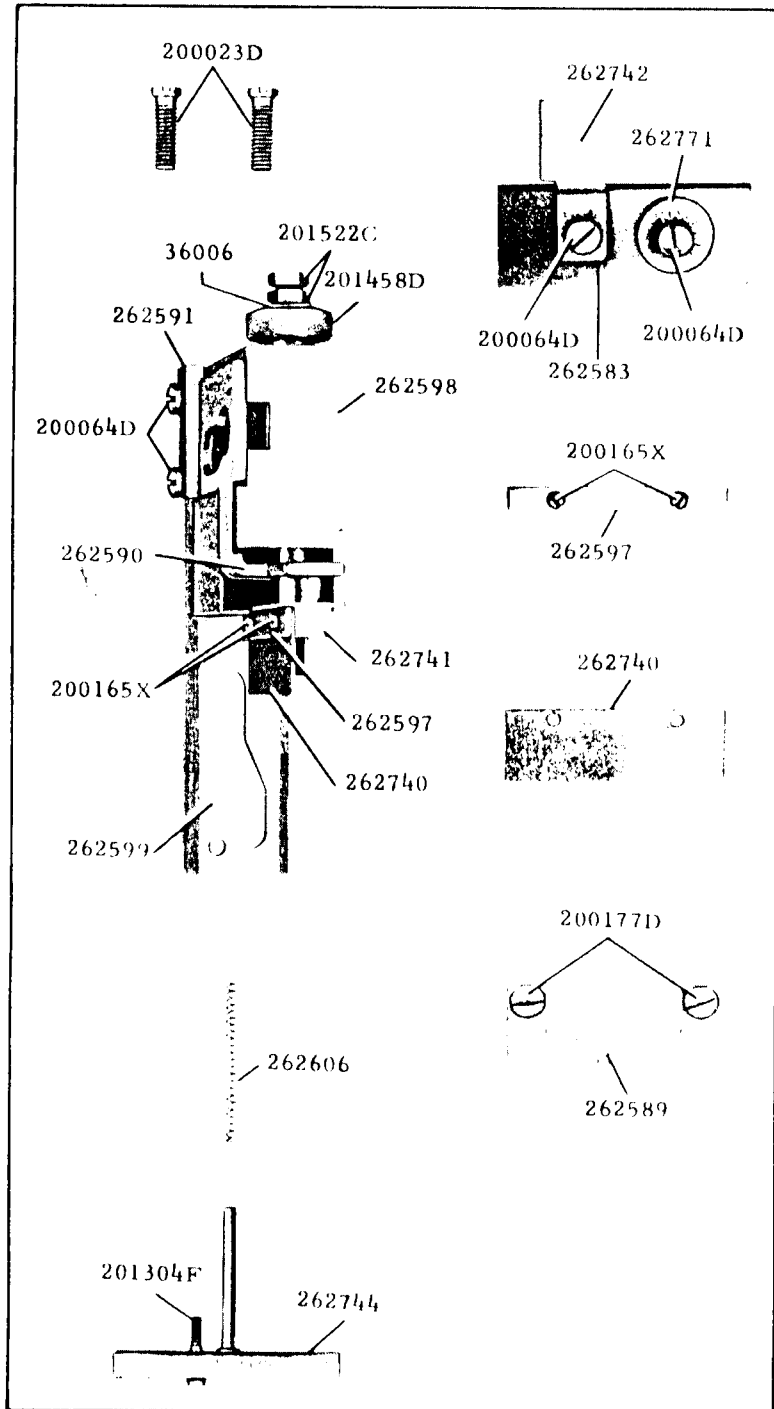
18029-1/3



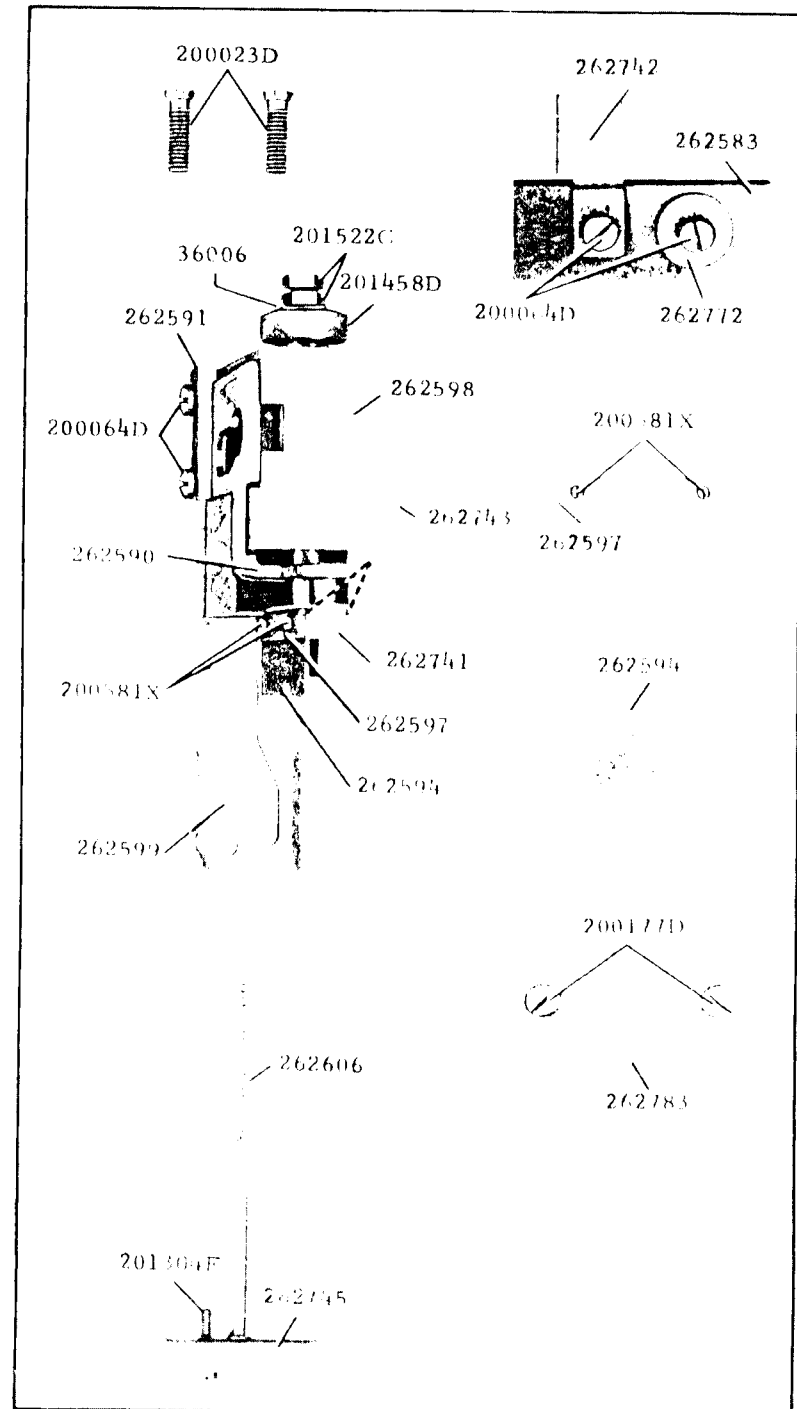
18030-1/3



18031-1/2

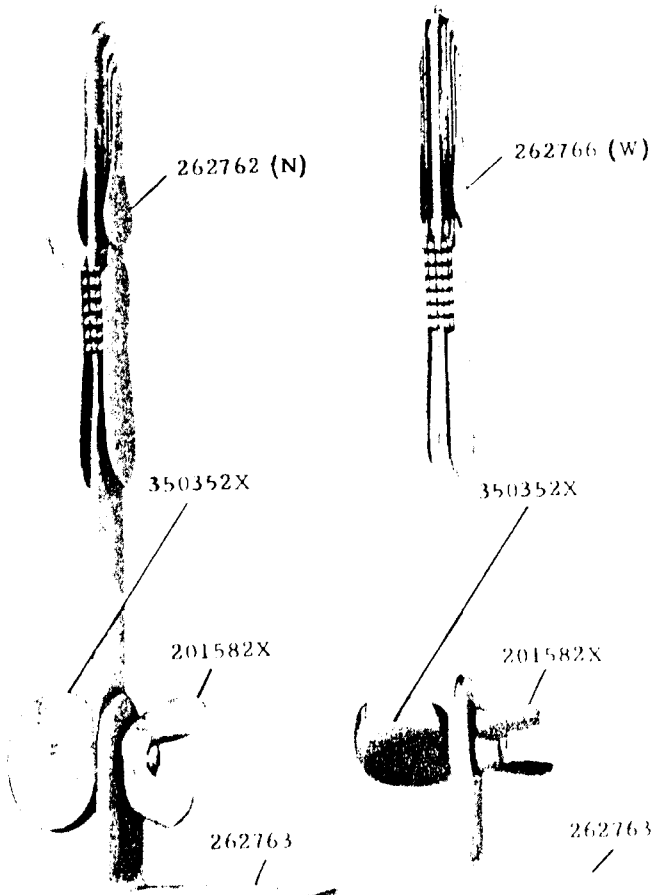


18032-1/2

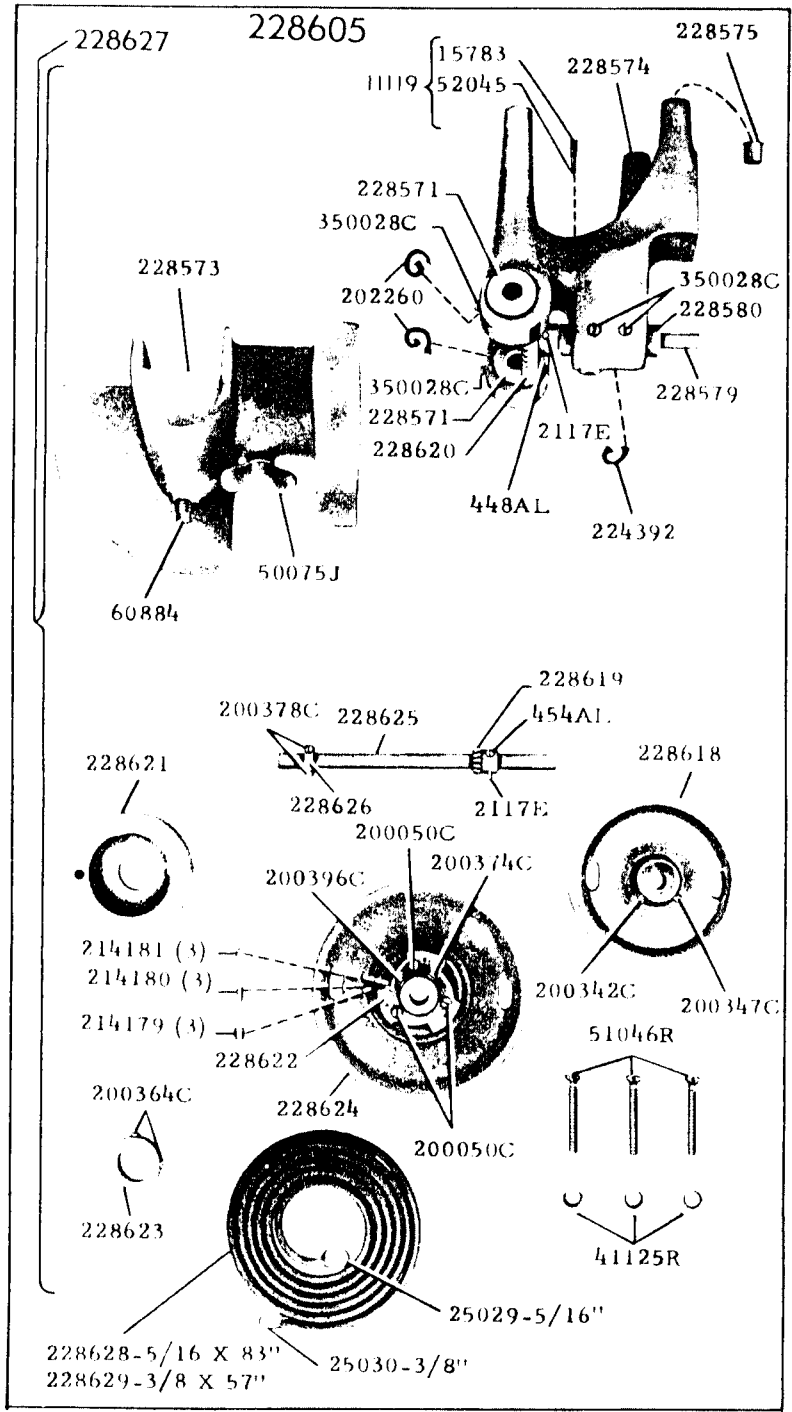


18033-2/3

262764-3/4 to 1 3/4-262767




18034-1/6



18035 - 1/4

250288



255542



11831



228476



232900



255541



250543



23535



256019



232935



255539



255540

