

**UNION
SPECIAL**
Industrial Sewing Machines

List of Parts

Feed-Off-The-Arm-Machines

With "V" Type Cylinder

STYLES

35700 AJ

35700 AL

Supplementary Catalog No. 95 M

Catalog No. 95 M includes all parts
in Styles 35700 AJ and 35700 AL
that are not included in Catalog
No. 95 L.

UNION SPECIAL MACHINE COMPANY
CHICAGO

Supplementary Catalog No. 95 M

LIST OF PARTS

Feed-Off-The-Arm Machines
With "V" Type Cylinder

Styles

35700 AJ

35700 AL

The parts listed in this catalog are
furnished at list prices for repairs only

First Edition

Copyright 1945

By

Union Special Machine Company
Rights Reserved In All Countries

Union Special Machine Company
Chicago U.S.A.

Printed in U.S.A.

OFFICES, SERVICE STATIONS, FOREIGN DISTRIBUTORS

- ★ CHICAGO 10, ILL. Union Special Machine Co., 404 N. Franklin St. Main Office and Factory. T. S. Whitsel, Gen. Sales Mgr. T. M. Murphey, Manager, Distribution and Service. L. C. Morris, Foreign Sales Mgr. W. G. Booth, Manager, Product Application Division, *Tel. Superior 6920.*
- ALLENTOWN, PA. 1033 N. 22nd St. C. O. Nelson. *Tel. 2-1330.*
- ★ ATLANTA, GA. Spring at Baltimore Pl. P.O. Box 104, Station C. W. E. LeRoy, Mgr. *Tel. Atwood 2733 and 2734.*
- BALTIMORE 1, MD. S. Eutaw and Lombard Sts. C. D. Mairs. *Tel. Saratoga 8499.*
- ★ BOSTON 11, MASS. 210 South St. Wm. E. Palm, Mgr. *Tel. Liberty 0147-48.*
- ★ CINCINNATI 2, O. 422 Temple Bar Bldg. A. E. Brauch, Mgr. *Tel. Parkway 2521.*
- CLEVELAND, O. Avery Road, Brecksville, Ohio. H. B. Dyer. *Tel. Brecksville 6421.*
- DALLAS 4, TEXAS. 3703 Mt. Washington. J. H. Muir. *Tel. Winfield 5834.*
- DETROIT 4, MICH. 11832 Ohio Ave. John F. Lux. *Tel. Hogarth 5289.*
- FITCHBURG, MASS. 9 South St. E. J. Bernier. *Tel. 3024-M.*
- FT. WORTH 3, TEX. 912 Morningside Drive. H. M. Petershagen. *Tel. 4-7776.*
- GREENSBORO, N. C. 4109 Walker Ave. L. F. McGwier. *Tel. 6301.*
- GREENVILLE, S. C. 307 McDaniel Ave. G. C. Cooper. *Tel. 1836.*
- INDIANAPOLIS 1, IND. 3731 N. Tacoma Ave. B. L. Rogers. *Tel. Cherry 2521.*
- JACKSON 5, MISS. 909 Whitworth St. M. O. Moulton. *Tel. 2-2924.*
- KANSAS CITY 5, MO. 7008 Montgall St. T. O. Biggers. *Tel. Highland 5797.*
- LOS ANGELES 15, CAL. 119 E. Pico Blvd. C. E. Downs. *Tel. Prospect 5636.*
- MINNEAPOLIS 6, MINN. 3608 27th Ave. So. R. W. Bredahl. *Tel. Drexel 3331.*
- MONTREAL, QUE. Blvd. St. Laurent at Prince Arthur. S. J. Storey. *Tel. LA 5204.*
- NASHVILLE 4, TENN. Observatory Drive. W. J. Brauch. *Tel. 8-5123.*
- NEWARK 2, N. J. 605 Broad Street. H. K. Lanning. *Tel. Market 3-3123.*
- NEW ORLEANS 16, LA. 312 Chartres St. J. A. Boyette. *Tel. Raymond 1926.*
- ★ NEW YORK 16, N. Y. 116 E. 27th St. Wm. Bleicher, Mgr. *Tel. Lexington 2-0551, 2-0552, 2-0553.*
- ★ PHILADELPHIA 7, PA. 1316 Arch St. Ben W. Merz, Mgr. *Tel. (Bell) Locust 1023 & 1024, (Key) Race 1078.*
- PITTSBURGH 16, PA. 1134 Illinois Ave. Elton S. Rockney. *Tel. Locust 1086.*
- POTTSVILLE, PA. 20 South Center St. L. J. Perrin. *Tel. 2508.*
- ★ ST. LOUIS 3, MO. 1700 Olive St. E. E. Gratsch, Mgr. *Tel. Chestnut 2368.*
- ★ SAN FRANCISCO 7, CAL. 371 4th St. J. W. McLain, Mgr. *Tel. Garfield 7999.*
- ★ TORONTO 2, ONT. 137 Wellington St. G. A. Rundle, Mgr. *Tel. Adelaide 2909.*
- VESTAL, N. Y. 25 Vandervoort Ave. Wm. Browne. *Tel. 1909 or 481 J.*
- WATERFORD, N. Y. 22 Fourth St. A. J. Brown. *Tel. 467.*
- WINDER, GA. 929 Broad St. R. Sam Williams. *Tel. 150-J.*
- WINNIPEG, MAN. 1037 Dominion St. Walter Baldwin. *Tel. 34200.*

OVERSEAS

- AFRICA—Capetown, Durban, Johannesburg, Port Elizabeth, South Africa, Port Louis, Mauritius. Cairo, Egypt.
- ASIA—Calcutta, India.
- ASIA MINOR—Tel Aviv, Palestine, Beirut, Syria. Baghdad, Iraq. Teheran, Iran.
- AUSTRALIA—Brisbane, Melbourne, Perth, Sydney.
- EUROPE—Leicester, London and Manchester, England. Paris, France. Oporto, Portugal. Dundee and Glasgow, Scotland. Barcelona, Spain. Boras, Stockholm and Orebo, Sweden. Zurich, Switzerland.
- NEW ZEALAND—Auckland, Christchurch, Dunedin, Wellington.
- NORTH AMERICA—Havana, Cuba. Mexico City and Monterrey, Mexico. Jamaica, B. W. I. San Juan, P. R.
- PACIFIC ISLANDS—Honolulu, Hawaii.
- SOUTH AMERICA—Buenos Aires, Argentina. Porto Alegre, Sao Paulo, Recife, Brazil. Santiago, Chile. Barranquilla, Bogota, Medellin, Colombia. Guayaquil, Ecuador. Lima, Peru. Montevideo, Uruguay. Caracas, Venezuela.

*MAIN OFFICES

APPLICATION OF CATALOG

This catalog applies only to the standard styles of machines as listed herein, and includes all parts in Styles 35700 AJ and 35700 AL that are not included in Catalog No. 95 L. It can also be applied with discretion to the special styles in Class 35700.

STYLES OF MACHINES IN CLASS 35700

Feed-Off-The-Arm Machines, With "V" Type Cylinder,
Double Locked Stitch Type 401

35700 AJ For double stitch felling shirts, shorts, pajamas and similar garments, low throw, tumbler presser foot, stitch range 12 to 18 per inch for No. 8 gauge, 10 to 18 per inch for Nos. 10, 12 and 16 gauge, maximum ball eye needle size 040, no feed surface between needles on Nos. 8 and 10 gauges, feed surface between needles on Nos. 12 and 16 gauges, 1/32 capacity folder for Nos. 8, 10 and 12 gauges, 1/16 inch capacity for No. 16 gauge, Type 107 needles, standard gauges Nos. 8, 10, 12 and 16.

35700 AL For double stitch felling army shirts, sport shirts, uniform shirts and similar garments made from heavy materials, high throw, tractor foot, stitch range 10 to 16 per inch, maximum ball eye needle size 044, feed surface between needles, 3/32 inch capacity folder, Type 128 GH needles, standard gauges Nos. 12 and 16.

35700 Z A special style, similar to the standard styles in Class 35700, but differing in some of its component parts.

NEEDLES

TYPE NUMBERS AND SIZES

Each needle has a type number and size number. The former denotes the kind of shank, point, length, groove, finish, and other details. The latter denotes the largest diameter of the blade, measured in thousandths of an inch midway between the shank and eye, and is stamped in the needle shank. Collectively, the type number and size number is the complete symbol.

To have orders promptly and accurately filled, the empty package, a sample needle, or the type and size number should be given. See marks on packages. An intelligent order would read as follows "1000 Needles Type 107 G Size 036". The type numbers of the needles available for use in the styles of machines covered by this catalog are listed below. Set opposite each type number is the description of the needle.

NEEDLES (Cont'd)

TYPE NUMBERS AND SIZES (Cont'd)

Type No.	Description
106	Round shank, round point, extra short, double groove, ball eye, nickel plated, standard length blade, standard width of eye and grooves- sizes 027, 029, 032, 036, 038, 040, 042, 044, 049.
106 A	Same as Type 106, except blades are 1/16 inch shorter and shanks are 1/16 inch longer- sizes 032, 036.
106 G	Same as Type 106, except finish is chromium plated- sizes 032, 036, 040, 044.
107	Same as Type 106, except blades are 1/8 inch shorter and shanks are 1/8 inch longer- sizes 027, 029, 032, 036, 040, 044.
107 G	Same as Type 106, except blades are 1/8 inch shorter, shanks are 1/8 inch longer, and finish is chromium plated- sizes 032, 036, 040, 044.
108	Round shank, round point, extra short, double groove, ball eye, spotted, nickel plated, standard length blade, standard width of eye and grooves- sizes 032, 036, 038, 040, 042, 044, 049, 054.
108 G	Round shank, round point, extra short, double groove, ball eye, spotted, chromium plated- sizes 040, 044, 049, 054.
109	Round shank, round point, extra short, double groove, ball eye, government, nickel plated- sizes 027, 032, 036, 040, 044.
109 B	Round shank, round point, extra short, double groove, government, nickel plated- sizes 027, 032, 036, 040, 044, 049.
110	Round shank, round point, extra short, double groove, ball eye, government, spotted, nickel plated- sizes 036, 040, 044.
110 G	Round shank, round point, extra short, double groove, ball eye, spotted, government, chromium plated- size 040.
128 C	Round shank, round point, short, double groove, ball eye, spotted, short blade 1/8 inch less than standard, width of eye and grooves under-size one step reduction, nickel plated- sizes 040, 044, 049.

NEEDLES (Cont'd)

TYPE NUMBERS AND SIZES (Cont'd)

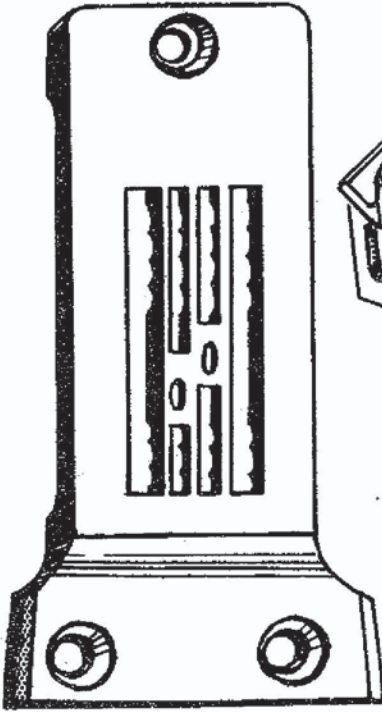
Type No.	Description
128 H	Same as Type 128 C, except ball point- sizes 036, 040, 044, 049
128 GC	Same as Type 128 C, except chromium plated- sizes 040, 044, 049
128 GH	Same as Type 128 C, except ball point, chromium plated- sizes 036, 040, 044, 049

APPLICATION OF TYPE NUMBERS TO MACHINES


The standard type of needle applicable to each style is listed in the description of each style. The styles of machines covered by this catalog are listed herewith. Set opposite the style numbers are the type numbers of the needles that can be used. Type numbers are arranged numerically, as the variety of the materials sewed on each machine makes it impractical to show a preference.

Machine Style	Types of Needles
35700 AJ	106, 106 A, 106 G, 107, 107 G, 108, 108 G, 109, 109 B, 110, 110 G
35700 AL	128 C, 128 H, 128 GC, 128 GH


Plate 1



35724 AJ
Specify
Gauge



35705 AJ
Specify
Gauge



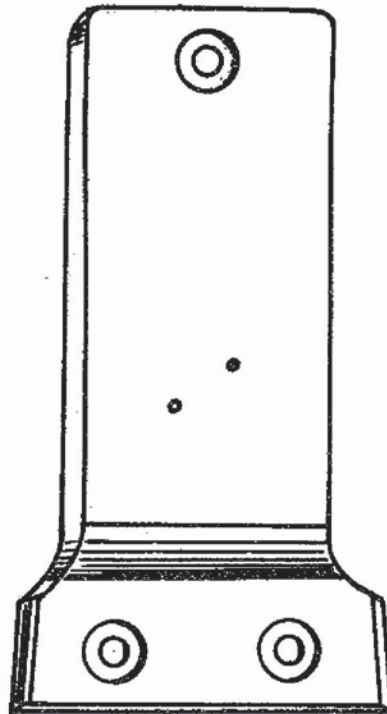
35724 AL
Specify
Gauge



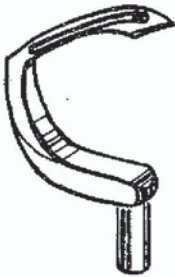
35725 D



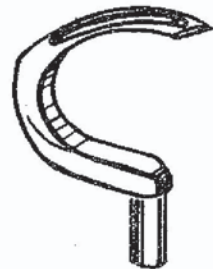
35770 H



698 BQ
Specify Gauge

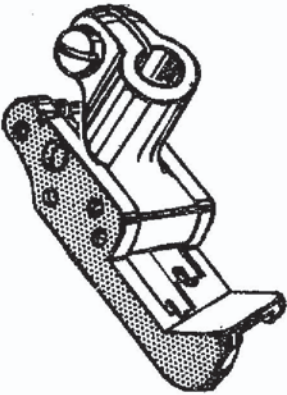


35708 AJ

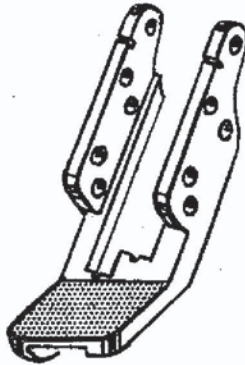


35709 AJ

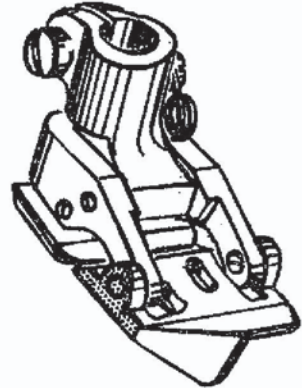
Plate 2




35720 AJ
Specify
Gauge



35730 AJ
Specify
Gauge



35720 AL
Specify
Gauge




35730B



35730F



35730C



35730 K



35730 Z



35772Q



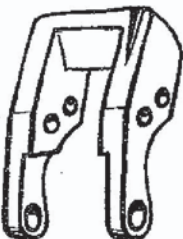
22734 A




35778 L



35778 M




35730D



35778 T




35778 U

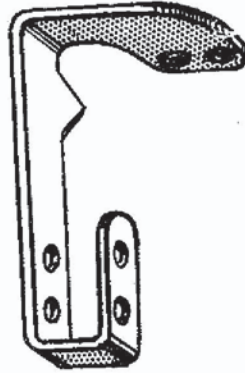


35730 AL
Specify
Gauge


Plate 3



29478 BG



35764 B



29101 H



22801



22799E



226



22799B



35878



35722 L



35717 H
Specify
Gauge

LIST OF PARTS

Symbol To Order By	The figures in the last column refer only to the plates illustrating the parts and are not to be used in ordering. Prices furnished on application.	Plate No.
226	Screw, for presser foot spring on	
698 BQ-8	Style 35700 AL - - - - - Test Plate, 5/32" space between needles in line of feed, for set- ting needle bar on No. 8 gauge - - -	3 1
698 BQ-10	Test Plate, for No. 10 gauge - - - - -	1
698 BQ-12	Test Plate, for No. 12 gauge - - - - -	1
698 BQ-16	Test Plate, for No. 16 gauge - - - - -	1
22734 A	Screw, for needle hole section spring spacing sleeve on Style 35700 AJ - -	2
22799 B	Hinge Screw, for presser foot bottom on Style 35700 AJ; also for Nos. 35778 T-8, 35778 T-10, 35778 T-12, 35778 T-16, 35778 U-8, 35778 U-10, 35778 U-12, 35778 U-16 - - - - -	3
22799 E	Hinge Screw, for presser feet on Style 35700 AL; also for presser foot knife on Style 35700 AJ - - - -	3
22801	Hinge Screw, for presser foot bottom on Style 35700 AL- - - - -	3
23420 AY-8-1/32	Lap Seam Feller Assembly, for No. 8 gauge, Style 35700 AJ; one each Nos. 28, 73 A, 23421 T-8-1/32, 23422 AY-8-1/32, 23424 D, 23424 E, 23424 F, 23424 S, 23424 T, 23425 T; two each Nos. 22561, 22760 A, 22849 A- - - - -	*
23420 AY-12-1/32	Lap Seam Feller Assembly, for Nos. 10 and 12 gauge, Style 35700 AJ; one each Nos. 28, 73 A, 23421 T-12-1/32, 23422 AY-12-1/32, 23424 D, 23424 E, 23424 F, 23424 S, 23424 T, 23425 T; two each Nos. 22561, 22760 A, 22849 A- - - - -	*
23420 AY-12-1/16	Lap Seam Feller Assembly, for No. 16 gauge, Style 35700 AJ; one each Nos. 28, 73 A, 23421 T-12-1/16, 23422 AY-12-1/16, 23424 D, 23424 E, 23424 F, 23424 S, 23424 T, 23425 T; two each Nos. 22561, 22760 A, 22849 A	*
23421 T-8-1/32	Upper Scroll, 1/32 inch capacity, for lap seam feller on No. 8 gauge Style 35700 AJ - - - - -	*
23421 T-12-1/32	Upper Scroll, 1/32 inch capacity, for Nos. 10 and 12 gauge Style 35700 AJ-	*
23421 T-12-1/16	Upper Scroll, 1/16 inch capacity, for Nos. 16 gauge Style 35700 AJ - - - -	*
	Upper Scroll Screw No. 28	*
23422 AY-8-1/32	Lower Scroll, 1/32 inch capacity, for No. 8 gauge Style 35700 AJ - - - - -	*

*See Plate 17, Catalog No. 95 L

LIST OF PARTS

Symbol To Order By	The figures in the last column refer only to the plates illustrating the parts and are not to be used in order- ing. Prices furnished on application.	Plate No.
23422 AY-12-1/32	Lower Scroll, 1/32 inch capacity, for Nos. 10 and 12 gauge Style 35700 AJ	*
23422 AY-12-1/16	Lower Scroll, 1/16 inch capacity, for Nos. 16 gauge Style 35700 AJ - - -	*
*29101 H	Lower Scroll Screw No. 22760 A Feed Lift, Feed Rocker and Looper Avoid Eccentric Assembly, includes eccentric No. 35747 C (set screw No. 88, spot screw No. 22764, bearing screw No. 22587 E) - - - - -	3
29478 BF	Main Shaft and Crankshaft Sub-Assem- bly; for Style 35700 AJ; one each Nos. 35722 L, 35822 U, and 35895 G -	-
29478 BG	Feed Rocker, Looper Avoid, Feed Lift Eccentric, and Connecting Rod Assem- bly, for Style 35700 AJ; one each Nos. 29101 H, 35841 B, 35846, 35847 E, 43246; two each Nos. 18, 258, 269, 35746 A and 41355 U - - -	3
35705 AJ-8	Feed Dog, for Nos. 8 and 10 gauge - - -	1
35705 AJ-12	Feed Dog, for Nos. 12 and 16 gauge - -	1
35708 AJ	Feed Dog Screw No. 22874 C.	
35709 AJ	Looper, front, marked "AW" - - - - -	1
35717 H-8	Looper, back, marked "AX" - - - - -	1
35717 H-10	Looper Screw No. 22564 B.	
35717 H-12	Needle Bar, marked "BJ-8", for No. 8 gauge - - - - -	3
35717 H-10	Needle Bar, marked "BJ-10", for No. 10 gauge - - - - -	3
35717 H-12	Needle Bar, marked "BJ-12", for No. 12 gauge - - - - -	3
35717 H-16	Needle Bar, marked "BJ-16", for No. 16 gauge - - - - -	3
35720 AJ-8	Needle Bar Set Screw No. 88 A.	
35720 AJ-8	Presser Foot Assembly, for No. 8 gauge Style 35700 AJ; one each Nos. 22799 E, 35730 Z, 35730 AJ-8, 35778 L, 35778 M, 35778 T-8, 35778 U-8; three No. 22799 B - - - -	2
35720 AJ-10	Presser Foot Assembly, for No. 10 gauge Style 35700 AJ; one each Nos. 22799 E, 35730 Z, 35730 AJ-10, 35778 L, 35778 M, 35778 T-10, 35778 U-10; three No. 22799 B - - - -	2
35720 AJ-12	Presser Foot Assembly, for No. 12 gauge Style 35700 AJ; one each Nos. 22799 E, 35730 Z, 35730 AJ-12, 35778 L, 35778 M, 35778 T-12, 35778 U-12; three No. 22799 B - - - -	2

*See Plate 17, Catalog No. 95 L

LIST OF PARTS

Symbol To Order By	The figures in the last column refer only to the plates illustrating the parts and are not to be used in order- ing. Prices furnished on application.	Plate No.
35720 AJ-16	Presser Foot Assembly, for No. 16 gauge Style 35700 AJ; one each Nos. 22799 E, 35730 Z, 35730 AJ-16, 35778 L, 35778 M, 35778 T-16, 35778 U-16; three No.22799 B-	2
35720 AL-12	Presser Foot Assembly, for No. 12 gauge Style 35700 AL; one each Nos. 226, 35730 B, 35730 C, 35730 D, 35730 F, 35730 AL-12; two each Nos. 22799 E, 22801 - - - - -	2
35720 AL-16	Presser Foot Assembly, for No. 16 gauge Style 35700 AL; one each Nos. 226, 35730B, 35730 D, 35730 F, 35730 K, 35730 AL-16; two each Nos. 22799 E, 22801- - - - -	2
35722 L	Crankshaft, for Style 35700 AJ- - - - -	3
35724 AJ-8	Throat Plate, marked "S-8", for No. 8 gauge Style 35700 AJ- - - - -	1
35724 AJ-10	Throat Plate, marked "S-10", for No. 10 gauge Style 35700 AJ- - - - -	1
35724 AJ-12	Throat Plate, marked "S-12", for No. 12 gauge Style 35700 AJ- - - - -	1
35724 AJ-16	Throat Plate, marked "S-16", for No. 16 gauge Style 35700 AJ- - - - -	1
35724 AL-12	Throat Plate, marked "T-12", for No. 12 gauge Style 35700 AL- - - - -	1
35724 AL-16	Throat Plate, marked "T-16", for No. 16 gauge Style 35700 AL- - - - -	1
	Throat Plate Screw No. 22524.	
35725 D	Needle Guard, marked "FM" (screw No. 87 U)-	1
35730 B	Presser Foot Shank, for Style 35700 AL (screw No. 91)- - - - -	2
35730 C	Presser Foot Bottom, rear section, for No. 12 gauge Style 35700 AL (hinge screw No. 22799 E)- - - - -	2
35730 D	Presser Foot Yoke, for Style 35700 AL - - -	2
35730 F	Presser Foot Spring, for Style 35700 AL (screw No. 226) - - - - -	2
35730 K	Presser Foot Bottom, rear section, for No. 16 gauge Style 35700 AL (hinge screw No. 22799 E)- - - - -	2
35730 Z	Chain Cutting Knife, for presser feet on Style 35700 AJ (screw No. 22799 E)- - - -	2
35730 AJ-8	Presser Foot Bottom, for No. 8 gauge, Style 35700 AJ- - - - -	2
35730 AJ-10	Presser Foot Bottom, for No. 10 gauge, Style 35700 AJ- - - - -	2
35730 AJ-12	Presser Foot Bottom, for No. 12 gauge, Style 35700 AJ- - - - -	2
35730 AJ-16	Presser Foot Bottom, for No. 16 gauge, Style 35700 AJ- - - - -	2
	Presser Foot Bottom, Rear Section, Hinge Screw No. 22799 B	

LIST OF PARTS

Symbol To Order By	The figures in the last column refer only to the plates illustrating the parts and are not to be used in order- ing. Prices furnished on application.	Plate No.
35730 AL-12	Presser Foot Bottom, front section, for No. 12 gauge, Style 35700 AL- - - - -	2
35730 AL-16	Presser Foot Bottom, front section, for No. 16 gauge, Style 35700 AL- - - - -	2
	Presser Foot Bottom, Front Section, Hinge Screw No. 22801.	
35764 B	Needle Lever Thread Eyelet (screw No. 77) -	3
35770 H	Needle Thread Take-up (screw No. 28) - - - -	1
35772 Q	Presser Foot Needle Hole Section Spring Spacing Sleeve, for Style 35700 AJ (screw No. 22734 A) - - - - -	2
35778 L	Presser Foot Needle Hole Section Spring, right, for Style 35700 AJ - - - - -	2
35778 M	Presser Foot Needle Hole Section Spring, left, for Style 35700 AJ- - - - -	2
35778 T-8	Presser Foot Needle Hole Section, hinged, right, marked "T-8", for No. 8 gauge Style 35700 AJ- - - - -	2
35778 T-10	Presser Foot Needle Hole Section, hinged, right, marked "T-10", for No. 10 gauge Style 35700 AJ- - - - -	2
35778 T-12	Presser Foot Needle Hole Section, hinged, right, marked "T-12", for No. 12 gauge Style 35700 AJ- - - - -	2
35778 T-16	Presser Foot Needle Hole Section, hinged, right, marked "T-16", for No. 16 gauge Style 35700 AJ- - - - -	2
35778 U-8	Presser Foot Needle Hole Section, hinged, left, marked "U-8", for No. 8 gauge, Style 35700 AJ- - - - -	2
35778 U-10	Presser Foot Needle Hole Section, hinged, left, marked "U-10", for No. 10 gauge Style 35700 AJ- - - - -	2
35778 U-12	Presser Foot Needle Hole Section, hinged, left, marked "U-12", for No. 12 gauge Style 35700 AJ- - - - -	2
35778 U-16	Presser Foot Needle Hole Section, hinged, left, marked "U-16", for No. 16 gauge Style 35700 AJ- - - - -	2
	Presser Foot Needle Hole Section Hinge Screw No. 22799 B	
35878	Presser Bar - - - - -	3

